

ROTHENBERGER

pipetool technologies at work



MAIN CATALOG 2023



Welcome to ROTHENBERGER!

We at ROTHENBERGER are driven by the needs of plumbers, service technicians and installers. We develop pipe tools and machines that assist craftspeople, to ensure construction sites are always under control.

To achieve this, we see the world through your eyes, familiarise ourselves closely with your everyday work and listen to you if you provide us with suggestions or criticism. In addition, all of our new products undergo an on-site endurance test. Only if they pass this test do they make it to the market.

If you are able to complete your work cleanly, quickly, easily and profitably, and go home happy, then we have done a good job.





Focus on users

ROTHENBERGER was founded as a trading house in 1949. As early as 1967 ROTHENBERGER has developed the first system solution, the R-System. It consisted of tools for expanding, extracting and bending pipes—revolutionary equipment enabling installers to connect pipes without fittings, significantly speeding up the installation process.

Today, ROTHENBERGER serves installers and ACR technicians worldwide with products which have been co-developed, tested and improved by professional users.



Cordless freedom with the CAS system!

ROTHENBERGER offers a wide range of CAS battery-powered machines and tools. The 18-volt battery packs and chargers of the CAS system with the powerful battery technology from Metabo can be operated with the cordless tools of all alliance partners. CAS combines strong brands that are true specialists on a single platform.



Even more flexible with AMPShare!

ROTHENBERGER has been part of the new cross-brand battery platform AMPShare since 2022. The battery system with leading 18-volt battery technology from Bosch offers users additional benefits thanks to worldwide distribution and availability. The tools of the AMPShare partners are not only compatible with the AMPShare batteries of all partners, but also with all 18-volt Professional batteries purchased under the Bosch brand since 2008—which is more than 80 million rechargeable batteries. In the future, all ROTHENBERGER cordless tools will also be available with AMPShare interface.



Powered by  **BOSCH**

Solutions for professionals: systems that fit

Our system solutions extend beyond tools: Transport and store equipment and machines in the **ROCASE** system. Re-use our **ROBOX** packaging as containers for consumables in the **ROCASE**.



Service for professionals: always prepared

The **RO SERVICE+** takes care of maintenance and repairs: Our Service After Sales team quickly gets equipment back up and running without any detours, because we have your tool collected where you are and also deliver it to you at the construction site, upon request.

We are here for you

You can reach us through many channels—at our website rothenberger.com, by email at info@rothenberger.com, by phone on our customer hotline and on our technical customer service hotline.

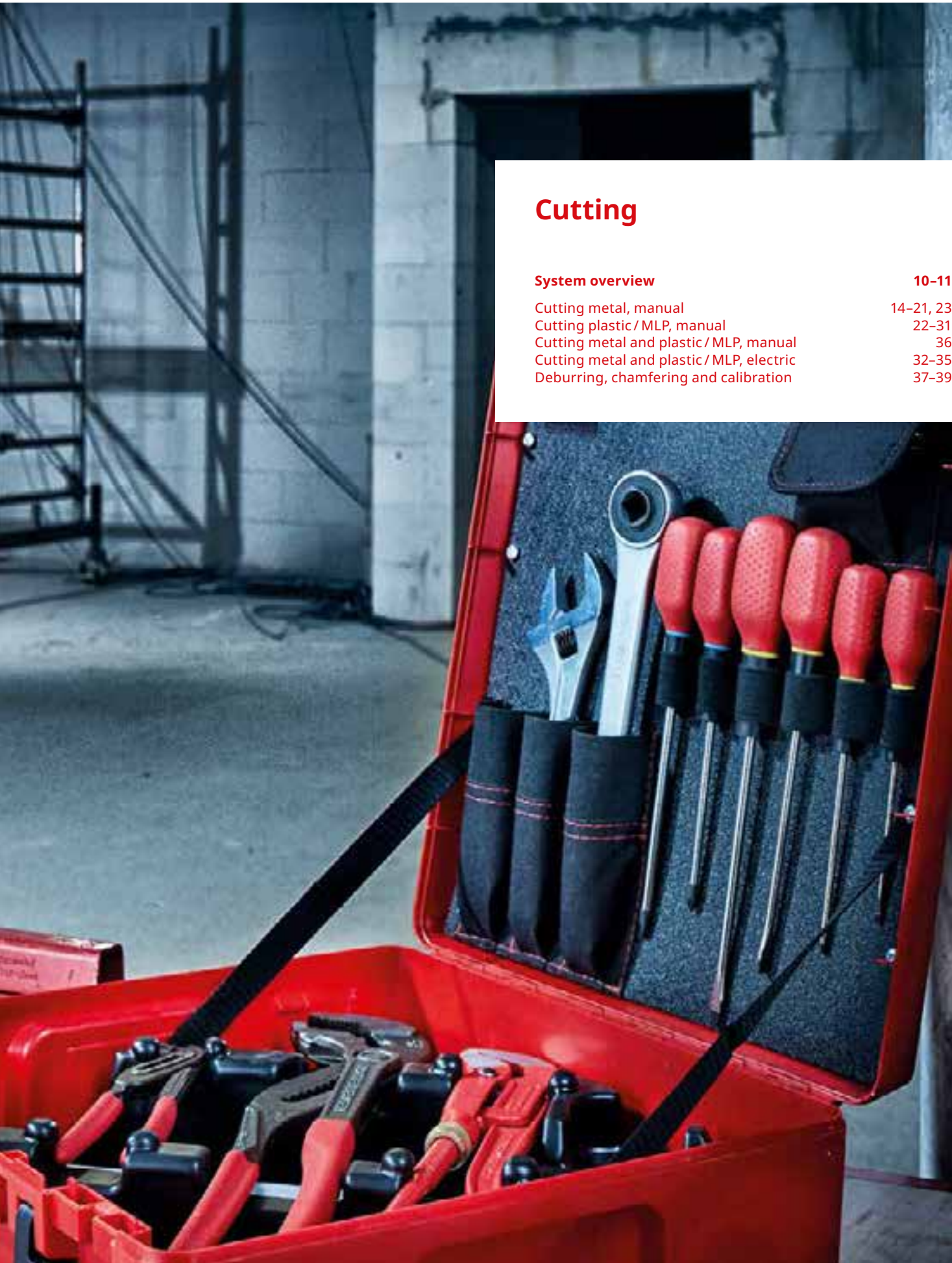


Visit us on Facebook, Instagram, YouTube, TikTok and LinkedIn!

Summary of contents

Page	Content				Chapter	
8	Cutting					1
40	Core drilling					2
66	Bending					3
90	Expanding, extracting and flaring					4
114	Pressing					5
142	Threading and grooving					6
166	Soldering and welding					7
200	Testing and leak detection					8
214	Freezing					9
222	Inspection and locating					10
238	Flushing and pipe cleaning					11
276	Plastic pipe welding					12
302	Refrigeration and air-conditioning technology					13
324	Universal tools					14
370	Additional information					





Cutting

System overview

10-11

Cutting metal, manual

14-21, 23

Cutting plastic / MLP, manual

22-31

Cutting metal and plastic / MLP, manual

36

Cutting metal and plastic / MLP, electric

32-35

Deburring, chamfering and calibration

37-39

Pipe cutters for metal

TUBE CUTTER 35

TUBE CUTTER 35 INOX

TUBE CUTTER 42 PRO

TUBE CUTTER 42 PRO INOX



Working area	Ø 6–35 mm (1/4–1.3/8")	Ø 6–35 mm (1/4–1.3/8")	Ø 6–42 mm (1/4–1.1/4")	Ø 6–42 mm (1/4–1.1/4")
Suitable for	Cu, brass, Al, thin-walled steel pipes	Stainless steel	Cu, brass, Al, thin-walled steel pipes	Stainless steel
Page	14	15	16	16

TUBE CUTTER 42 XL

ROTRAC 28 / 42

MINICUT I PRO / II PRO

MINICUT 2000



Working area	Ø 6–42 mm (1/4–1.1/4")	Ø 3–28 mm (1/8–1.1/8")	Ø 3–22 mm (1/8–7/8")	Ø 3–22 mm (1/8–7/8")
Suitable for	Cu, brass, Al, thin-walled steel pipes	Cu, brass, Al, thin-walled steel pipes	Cu, brass, Al, thin-walled steel pipes	Cu, brass, Al, thin-walled steel pipes
Page	16	17	17	17

MINI MAX

TUBE CUTTER 30 PRO









TUBE CUTTER 50

Automatic pipe cutter



Working area	Ø 3–28 mm (1/8–1.1/8")	Ø 3–30 mm (1/8–1.1/8")	Ø 12–50 mm (1/2–2")	Ø 6–127 mm (1/4"–5")
Suitable for	Cu, brass, Al, thin-walled steel pipes	Cu, brass, Al, thin-walled steel pipes	Cu, brass, Al, thin-walled steel pipes	Cu, brass, Al, thin-walled steel pipes, plastic-coated pipes
Page	18	18	18	19

Pipe cutters for metal

	ROSLICE	Chain pipe cutter	TUBE CUTTER 30 PRO INOX	TUBE CUTTER INOX
				
Working area	Ø 12–22 mm (1/2–1.1/8")	Ø 20–100 mm (1–4")	Ø 3–30 mm (1/8–1.1/8")	Ø 6–60 mm (1/4–2")
Suitable for	Cu	Cu, brass, Al, thin-walled steel pipes, plastic-coated pipes	Stainless steel	Stainless steel
Page	19	20	20	20
	TUBE CUTTER CSST	ENORM 4"	SUPER 1.1/4" and 2"	SUPER 1.1/4" and 2" INOX
				
Working area	Ø 10–42 mm (3/8–1.1/4")	Ø 60–115 mm (2–4")	Ø 10–60 mm (3/8–2")	Ø 10–60 mm (3/8–2")
Suitable for	Corrugated INOX pipes up to 0.2 mm	Stainless steel	Stainless steel	Stainless steel
Page	20	21	21	21

Plastic pipe cutters

**TUBE CUTTER 35 MSR /
42 PRO MSR / 42 PRO PVC**

**TUBE CUTTER
67 / 125 / 168 PL
Automatic**

ROCUT Plastic Pro

ROWELD ROCUT



Working area	Ø 6–42 mm (1/4–1.1/4")	Ø 6–168 mm (1/4–6.5/8")	Ø 15–50 mm	Ø 32–110 mm (2–4.1/4")
Suitable for	PE, PP, PVDF, PVC, plastic-coated pipes	PE, PP, PEX, PB, PVDF, sound-isolated drain pipes	PP, PE, PVC pipes	PE, PP, PVC, PEX, PVDF, PB pipes ¹
Page	22	22	24	29

Electrical saws for different materials

ROTIGER CL

PIPECUT mini



Working area	Ø 10–152.4 mm (3/8–6")	Ø 0–110 mm (0–4")
Battery system	Li-Ion	Li-Ion
System battery	CAS	CAS
Battery type	Li-HD	Li-HD
Suitable for	Copper, plastic, C-steel, cast iron or stainless steel, mounting rails, threaded bolts, aluminium cover plates, wood, panels	Copper, MLP, steel, cast iron
Page	32	34

Plastic shears

ROCUT 42 Twin Cut



ROCUT TC 42 Professional



ROCUT TC 32



ROCUT TC 50 Professional



Working area	Ø 0–42 mm (0–1.1/4")	Ø 0–42 mm (0–1.1/4")	Ø 0–32 mm (0–1.1/4")	Ø 0–50 mm (0–2")
Suitable for	PP, PE, PEX, PB, PVDF pipes	PP, PE, PEX, PB, PVDF, MLP pipes	PP, PE, PEX, PB, PVDF, MLP pipes	PP, PE, PEX, PB, PVDF, MLP pipes
Page	25	26	27	27

ROCUT TC 63 Professional



ROCUT TC 75 Professional



ROCUT TC 26



ROCUT PS 35



Working area	Ø 0–63 mm (0–2.1/2")	Ø 0–75 mm (0–3")	Ø 0–26 mm (0–1")	Ø 6–35 mm (1/4–1.3/8")
Suitable for	PP, PE, PEX, PB, PVDF, MLP pipes	PP, PE, PEX, PB, PVDF, MLP pipes	PP, PE, PEX, PB, PVDF, MLP pipes	PP, PE, PEX, PB, PVDF, MLP pipes
Page	27	28	28	28

ROCUT PS 26/42



Working area	Ø 6–42 mm (1/4–1.1/4")
Suitable for	PP, PE, PEX, PB, PVDF, MLP pipes
Page	28

TUBE CUTTER 35

Proven pipe cutter for the precise cutting of pipes
 Ø 6–35 mm (1/4–1.3/8")

For the precise cutting of copper, brass, aluminium, thin-walled steel pipes

Application Benefits

- Optimal for confined spaces
- Quick adjustment of the working area
- Spare cutter wheel in handle
- Cuts near to flares are possible
- Retractable internal pipe deburrer
- Rugged and robust



Technical Data

Working area	Ø 6–35 mm (1/4–1.3/8")
Material	DURAMAG magnesium
Cutting depth	3 mm

The 100 % magnesium body is up to 30 % lighter than the previous model!

Metal casing with DURAMANT coating: rugged and robust

Two guide rollers with recess

Flanged cut

Exact guidance

Precise cut

Easy turning of the adjustment knob

Spare cutter wheel always within reach


Cutter wheel compartment

Spare cutting wheel always at hand

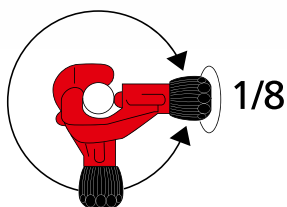


Always ready to hand

Retractable pipe inner deburrer



No. 070027DB



Constant, tight working radius of 123 mm

For copper and aluminium



TUBE CUTTER 35 DURAMAG (No. 70027)
 TUBE CUTTER 42 PRO (No. 70029)

For MLP pipes



TUBE CUTTER 35 DURAMAG MSR (No. 70108)
 TUBE CUTTER 42 PRO MSR (No. 70109)

For INOX (stainless steel) pipes



TUBE CUTTER 35 INOX, DURAMAG (No. 70055)
 TUBE CUTTER 42 PRO INOX (No. 70070)

TUBE CUTTER 35, DURAMAG

Proven pipe cutter for the precise cutting of pipes Ø 6–35 mm (1/4–1.3/8")



For copper, brass, aluminium, thin-walled steel pipes

Application Benefits

- Optimal for confined spaces
- Quick adjustment of the working area
- Spare cutter wheel in handle
- Cuts near to flares are possible
- Retractable internal pipe deburrer
- Rugged and robust



Model	Weight	PU	No.
TUBE CUTTER 35, 6–35 mm (1/4–1.1/2"), DURAMAG	0.255 kg	4	70027
TUBE CUTTER 35 DURAMAG display, 6 pcs.	1.700 kg	1	070027DB

Handtool set "Prepare to Press"

Set for preparing pressings



For preparing copper, brass and thin-walled steel pipes with Ø 6–35 mm (1/4–1.3/8") for subsequent pressings



Set (No. 1000002002) includes: TUBE CUTTER 35, Ø 6–35 mm (No. 70027), internal and external deburrer Ø 6–35 mm (No. 1500000237), permanent-marker "Prepare to Press" (No. 1500002640), ROBOX B2350 (No. 1500002641)

Model	Weight	PU	No.
Handtool set "Prepare to Press", 6–35 mm (1/4–1.3/8")	0.460 kg	1	1000002002

TUBE CUTTER 35 INOX, DURAMAG

Proven pipe cutter for the precise cutting of pipes Ø 6–35 mm (1/4–1.3/8")



For stainless steel pipes

Application Benefits

- Hardened, special cutter wheel made of high-alloyed steel
- External burr-free cutting
- Stainless steel guide rolls, cuts near flares possible
- Optimum use in tight places
- Quick adjustment of the working area
- Retractable pipe internal deburrer
- Rugged and robust



INOX

Model	Weight	PU	No.
TUBE CUTTER 35 INOX, 6–35 mm (1/4–1.3/8"), DURAMAG	0.255 kg	4	70055

TUBE CUTTER 35 INOX with cutting wheels

Pipe cutter for cutting stainless steel pipes with matching cutting wheels



TUBE CUTTER 35 INOX for cutting stainless steel pipes



INOX

Set (No. 1000002222) includes: TUBE CUTTER 35 INOX, Ø 6–35 mm, DURAMAG (No. 70055), cutter wheel for TUBE CUTTER 35, TUBE CUTTER 30 Pro and TUBE CUTTER 42 XL (No. 070056D), ROBOX B2350 (No. 1500002641)

Model	Weight	PU	No.
TUBE CUTTER 35 INOX with cutting wheels and ROBOX	0.500 kg	1	1000002222

TUBE CUTTER 42 PRO

Proven pipe cutter for the precise cutting of pipes Ø 6–42 mm (1/4–1.1/4")



For copper, brass, aluminium, thin-walled steel pipes

Application Benefits

- Optimal for confined spaces
- Quick adjustment of the working area
- Spare cutter wheel in handle
- Cuts near to flares are possible
- Retractable internal pipe deburrer
- Rugged and robust



Model	Weight	PU	No.
TUBE CUTTER 42 PRO, 6–42 mm (1/4–1.1/4")	0.545 kg	4	70029

TUBE CUTTER 42 PRO INOX

Proven pipe cutter for the precise cutting of stainless steel pipes Ø 6–42 mm (1/4–1.1/4")

For cutting stainless steel pipes

Application Benefits

- Hardened, special cutter wheel made of high-alloyed steel
- External burr-free cutting
- Stainless steel guide rolls, cuts near flares possible
- Optimum use in tight places
- Quick adjustment of the working area
- Retractable pipe internal deburrer
- Rugged and robust



INOX

Model	Weight	PU	No.
TUBE CUTTER 42 PRO INOX, 6–42 mm (1/4–1.1/4")	0.545 kg	1	70070

TUBE CUTTER 42 XL

Proven pipe cutter for the precise cutting of pipes Ø 6–42 mm (1/4–1.1/4")

For copper, brass, aluminium, stainless steel and thin-walled steel pipes with a wall thickness of up to 1.2 mm

Application Benefits

- New cutter wheel: 20 × more cuts¹
- Suitable for thin-walled pipes starting at a wall thickness of 0.5 mm
- Quick adjustment of the pipe diameter by easy turning of the adjustment knob
- Spare cutter wheel in handle compartment
- Retractable internal pipe deburrer

Model	Weight	PU	No.
TUBE CUTTER 42 XL, 6–42 mm (1/4–1.1/4")	0.500 kg	1	1000001748
Spare cutter wheel, 5 pcs.	0.020 kg	1	070056D



1) Stainless steel compared to TUBE CUTTER 42 Pro

ROTRAC 28

High-precision pipe cutter Ø 3–28 mm (1/8–1.1/8")



For cutting copper, brass, aluminium and thin-walled steel pipes

Application Benefits

- Constant working radius
- Cast aluminium design
- Protection of the cutter wheel with the rolling stop
- Retractable internal deburrer and spare cutter wheel in handle
- Protected screw spindle–protection against dirt and jamming



Casing made in one cast

Stable and long-lasting

Model	Weight	PU	No.
ROTRAC 28, 3–28 mm (1/8–1.1/8")	0.220 kg	1	70010
ROTRAC 28 PLUS Chrome, Limited Edition	0.220 kg	1	1000000046
Spare axle	0.005 kg	1	70080
Spare cutter wheel INOX	0.002 kg	1	070007X
Spare cutter wheel Cu, Al, Br, 3 pcs.	0.020 kg	1	070007D

ROTRAC 42

High-precision pipe cutter Ø 6–42 mm (1/4–1.1/4")



For cutting copper, brass, aluminium and thin-walled steel pipes

Application Benefits

- Constant working radius
- Cast aluminium design
- Protection of the cutter wheel with the rolling stop
- Retractable internal deburrer and spare cutter wheel in handle
- Protected screw spindle–protection against dirt and jamming



Casing made in one cast

Stable and long-lasting

Model	Weight	PU	No.
ROTRAC 42, 6–42 mm (1/4–1.1/4")	0.255 kg	1	70011
Spare axle	0.005 kg	1	70080
Spare cutter wheel INOX	0.002 kg	1	070007X
Spare cutter wheel Cu, Al, Br, 3 pcs.	0.020 kg	1	070007D

MINICUT I PRO / II PRO

Copper pipe cutter Ø 3–22 mm (1/8–7/8")

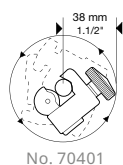


For cutting copper, brass, aluminium and thin-walled steel pipes

Application Benefits

- Compact design with small working radius 38 mm (1.1/2") I PRO and 42 mm (1.1/4") II PRO allows use in hard-to-reach places
- Effortless pressure control with the large knurled knob and compact design
- Two guide rollers with recess for cuts near flares
- Monoblock design allows precision

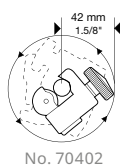
Ideal for maintenance and repair work!



No. 70401



No. 70402



No. 70402

Model	Weight	PU	No.
MINICUT I PRO, 3–16 mm (1/8–5/8")	0.115 kg	4	70401
MINICUT I PRO C, 3–16 mm (1/8–5/8")	0.120 kg	4	070401C
MINICUT II PRO, 6–22 mm (1/4–7/8")	0.125 kg	4	70402
Spare cutter wheel Cu, Br, Al, Fe, 5 pcs.	0.020 kg	1	070017D

MINICUT 2000

Copper pipe cutter Ø 3–22 mm (1/8–7/8")



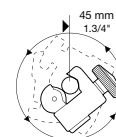
For cutting copper, brass, aluminium and thin-walled steel pipes

Application Benefits

- Compact design with small working radius 45 mm (1.3/4") allows use in hard-to-reach places
- Effortless pressure control with the large knurled knob and compact design
- Two guide rollers with recess for cuts near flares
- Ergonomic design of body and knob with seating surface for the hand during turning



No. 70105



Model	Weight	PU	No.
MINICUT 2000, 3–22 mm (1/8–7/8")	0.140 kg	4	70105
Spare axle	0.005 kg	1	70041
Spare cutter wheel Cu, Br, Al, Fe, 5 pcs.	0.020 kg	1	070017D

MINI MAX

Copper pipe cutter Ø 3–28 mm (1/8–1.1/8")



For cutting copper, brass, aluminium and thin-walled steel pipes

Application Benefits

- Compact design with very small working radius 58 mm (2.1/4") allows use in hard-to-reach places
- Effortless pressure control with the large knurled knob and compact design
- Two guide rollers with recess for cuts near flares
- Ergonomic design of body and knob with seating surface for the hand during turning



No. 70015

Model	Weight	PU	No.
MINI MAX, 3–28 mm (1/8–1.1/8")	0.270 kg	4	70015
Spare cutter wheel Cu, Br, Al, Fe, 5 pcs.	0.020 kg	1	070017D
Spare axle	0.005 kg	1	70041

TUBE CUTTER 30 PRO

Copper pipe cutter Ø 3–30 mm (1/8–1.1/8")

For cutting copper, brass, aluminium and thin-walled steel pipes

Application Benefits

- Two guide rollers with recess for cuts near flares
- Retractable internal deburrer and spare cutter wheel in handle



Model	Weight	PU	No.
TUBE CUTTER 30 PRO, 3–30 mm (1/8–1.1/8")	0.305 kg	4	71019
Spare cutter wheel Cu, Br, Al, Fe, 5 pcs.	0.020 kg	1	070017D
Spare axle	0.005 kg	1	70041

TUBE CUTTER 50

Copper pipe cutter Ø 12–50 mm (1/2–2")

For cutting copper, brass, aluminium and thin-walled steel pipes

Application Benefits

- Two guide rollers with recess for cuts near flares
- Retractable internal deburrer and spare cutter wheel in handle

Technical Data

Working area	Ø 12–50 mm (1/2–2")
Cutting depth	1.2 mm
Suitable for	Cu, brass, Al, thin-walled steel pipes



Model	Weight	PU	No.
TUBE CUTTER 50, 12–50 mm (1/2–2")	0.520 kg	1	70065
Spare axle	0.010 kg	1	70006

Automatic pipe cutter

Telescopic pipe cutter Ø 6-127 mm (1/4-5")

For cutting copper, brass, aluminium and thin-walled steel pipes as well as sound-insulated pipes

Application Benefits

- Retractable internal deburrer and spare cutter wheel in handle
- Monoblock design
- Quick adjustment with the ratchet telescopic guide with automatic spring-driven release
- Self-clamping prevents release due to quick adjustment during the cutting process



No. 70030

Model	Weight	PU	No.
Automatic pipe cutter Size 1, 6-67 mm (1/4-2.5/8")	0.755 kg	1	70030
Automatic pipe cutter Size 2, 50-127 mm (2-5")	1.875 kg	1	70142
Spare blade for GRATFIX HSS Size 1, Universal	0.005 kg	10	21652
Spare internal pipe deburrer complete Size 1	0.005 kg	1	750004100

Model	Weight	PU	No.
Spare axle Size 1	0.020 kg	1	70042
Spare cutter wheel for Automatic pipe cutter Size 2, 2 pcs.	0.020 kg	1	070057D
Spare cutter wheel Cu, Br, Al, Fe, 5 pcs.	0.020 kg	1	070017D

ROSLICE

Copper pipe cutter Ø 12-22 mm (1/2-1.1/8")

Application Benefits

- Quick cutting of copper pipes with less turns
- No deformation of the pipe: self-clamping and self-alignment
- Less space required, ideal for hard-to-reach places
- Reliable hold with the non-slip surface



Ergonomic form

Less space needed,
ideal for hard-to-reach places

Non-slip surface

Reliable grip

Indicates rotating direction

Quick cutting with
just a few turns

Self-clamping and self-alignment

Prevents the
deformation of
the pipe



Model	Weight	PU	No.
ROSLICE, 12 mm	0.240 kg	1	88812
ROSLICE, 15 mm	0.230 kg	1	88815
ROSLICE, 18 mm	0.260 kg	1	88818
ROSLICE, 22 mm	0.250 kg	1	88822
ROSLICE, 3/4"	0.240 kg	1	88832
Spare cutter wheel, 12 mm 1.1/8", 5 pcs.	0.036 kg	1	088840D
Spare cutter wheel, 15 mm and 22 mm (5/8 and 7/8"), 5 pcs.	0.035 kg	1	088841D
Spare cutter wheel, 18 mm, (1/2-3/4"), 5 pcs.	0.037 kg	1	088842D

Rohrabschneiden nahe an der Wand
möglich



Chain pipe cutter

For pipes Ø 20–100 mm (1–4")

For cutting copper, brass, aluminium and thin-walled steel pipes as well as sound-insulated pipes

Application Benefits

- Ideal for working in confined spaces, e.g. parallel-running pipes
- Robust chain with 15 mini cutter wheels, two-step adjustment, chrome-plated with plastic covered handles



Model	Weight	PU	No.
Chain pipe cutter, 20–100 mm (1–4")	0.570 kg	1	70285
Spare cutter wheel chain, 20–100 mm (1–4")	0.180 kg	1	70286

TUBE CUTTER INOX

Ratchet telescopic pipe cutter for the precise cutting of stainless steel pipes Ø 6–60 mm (1/4–2")

For cutting stainless steel pipes

Application Benefits

- Quick adjustment with the ratchet telescopic guide with automatic spring-driven release

12 × ball bearings!

INOX



Model	Weight	PU	No.
TUBE CUTTER INOX, 6–60 mm (1/4–2")	0.305 kg	1	70340
Spare cutter wheel, 2 pcs.	0.020 kg	1	70341

TUBE CUTTER 30 PRO INOX

Stainless steel pipe cutter for the precise cutting of stainless steel pipes Ø 3–30 mm (1/8–1.1/8")

For cutting stainless steel and thin-walled steel pipes

Application Benefits

- Retractable internal deburrer and spare cutter wheel in handle
- Two guide rollers with recess for cuts near flares



INOX



Model	Weight	PU	No.
TUBE CUTTER 30 PRO INOX, 3–30 mm (1/8–1.1/8")	0.305 kg	1	71085
Spare axle	0.005 kg	1	70041
Spare cutter wheel, 5 pcs.	0.020 kg	1	070056D

TUBE CUTTER CSST

Pipe cutter for the precise cutting of corrugated INOX pipes Ø 10–42 mm (3/8–1.1/4")

For cutting INOX corrugated pipes with a wall thickness of up to 0.2 mm

Application Benefits

- Stability provided by two wide rubber rollers
- Quick adjustment to the pipe diameter
- Spare cutter wheel in handle compartment



Model	Weight	PU	No.
TUBE CUTTER CSST, 10–42 mm (3/8–1.1/4")	0.500 kg	1	1000001747
Spare cutter wheel, CSST pipe, 5 pcs.	0.010 kg	1	1000002077


ENORM 4"**Steel pipe cutter Ø 60–115 mm (2–4")****Application Benefits**

- Wide rollers for secure guiding of cutter wheel on pipe
- Easy pressure control for optimum force transmission on to the pipe
- Long service life with the hardened cutter wheel made of high-alloyed steel
- Burr-free cutting allows immediate thread cutting



Model	Weight	PU	No.
ENORM, 60–115 mm (2–4")	7.105 kg	1	70060
Spare axle, 60–115 mm (2–4")	0.005 kg	1	70064
Spare cutter wheel, 60–115 mm (2–4"), 2 pcs.	0.020 kg	1	070061D

Handle (included in delivery)

**SUPER 1.1/4" and 2"****Stainless steel pipe cutter Ø 10–60 mm (3/8–2")****Application Benefits**

- Wide rollers for secure guiding of cutter wheel on pipe
- Easy pressure control for optimum force transmission on to the pipe
- Long service life with the hardened cutter wheel made of high-alloyed steel
- Burr-free cutting allows immediate thread cutting

Precise cutting of stainless steel pipes

**INOX**

Model	Weight	No.
SUPER, 10–42 mm (3/8–1.1/4")	1.040 kg	70040
SUPER, 10–60 mm (3/8–2")	2.155 kg	70045
Spare cutter wheel, 10–42 mm (3/8–1.1/4"), 3 pcs.	0.020 kg	070046D
Spare axle, 10–42 mm (3/8–1.1/4")	0.005 kg	701011500
Spare cutter wheel, 10–60 mm (3/8–2"), 3 pcs.	0.020 kg	070051D
Spare axle, 10–60 mm (3/8–2")	0.005 kg	70053

Model	Weight	No.
SUPER INOX, 10–42 mm (3/8–1.1/4")	1.140 kg	70086
SUPER INOX, 10–60 mm (3/8–2")	2.155 kg	70087
Spare cutter wheel, 10–42 mm (3/8–1.1/4"), 2 pcs.	0.020 kg	070088D
Spare axle, 10–42 mm (3/8–1.1/4")	0.005 kg	701011500
Spare cutter wheel, 10–60 mm (3/8–2"), 2 pcs.	0.020 kg	070089D
Spare axle, 10–60 mm (3/8–2")	0.005 kg	70053

TUBE CUTTER 35 MSR / 42 PRO MSR / 42 PRO PVC

Proven pipe cutter for the precise cutting of pipes
 Ø 6–42 mm (1/4–1.1/4")



TUBE CUTTER 35 MLP and 42 PRO MLP for multi-layer composite pipes TUBE CUTTER 42 PRO PVC for PVC pipes

Application Benefits

- Space-saving work, also in confined spaces, uniform, small working radius of 123 mm
- Right-angled and burr-free cutting, precise telescopic guidance
- Fast and simple adjustment of the working range due to the feed being synchronised with the feeder rotation
- Optimum, fatigue-free operation with the optimised ergonomic handle
- Only one tool for cutting and deburring due to integrated, retractable internal pipe deburrer
- Spare cutter wheel in the handle



No. 70108

Technical Data

TUBE CUTTER 35 MSR	6–35 mm (1/4–1.3/8")
TUBE CUTTER 42 PRO MSR	6–42 mm (1/4–1.1/4")
TUBE CUTTER 42 PRO PVC	6–42 mm (1/4–1.1/4")

Model	Weight	PU	No.
TUBE CUTTER 35 MSR, 6–35 mm (1/4–1.3/8"), DURAMAG	0.255 kg	4	70108
Spare cutter wheel TUBE CUTTER 35/42 MSR, 5 pcs.	0.020 kg	1	070188D

Model	Weight	PU	No.
TUBE CUTTER 42 PRO MSR, 6–42 mm (1/4–1.1/4")	0.550 kg	1	70109
TUBE CUTTER 42 PRO PVC, 6–42 mm (1/4–1.1/4")	0.550 kg	4	70072
Spare cutter wheel TUBE CUTTER 42 PVC, 3 pcs.	0.030 kg	1	070028D

TUBE CUTTER 67 / 125 / 168 PL Automatic

Telescopic ratchet pipe cutter Ø 6–168 mm (1/4–6.5/8")



For precise cutting of PP, PE, PEX, PB and PVDF pipes as well as sound-insulated drain pipes

Application Benefits

- Maximum strength with the monoblock aluminium construction
- Optimum, fatigue-free operation with the ergonomically optimised metal handle
- Fast adjustment to the outer tube diameter with the telescopic ratchet guide
- Fast opening with automatic retraction
- Internal pipe deburrer retracts into cutter body
- Hardened, specially sharpened cutter wheels

Technical Data

Working area	Ø 6–168 mm (1/4–6.5/8")
Material	DURAMAG magnesium
Suitable for	PE, PP, PEX, PB, PVDF, sound-insulated drain pipes

Removable internal pipe deburrer



No. 70033

Model	Weight	PU	No.
TUBE CUTTER PL Automatic, 6–67 mm (1/4–2.5/8")	0.700 kg	4	70031
TUBE CUTTER PL Automatic, 50–125 mm (2–5")	1.600 kg	1	70032
TUBE CUTTER PL Automatic, 110–168 mm (4–6.5/8")	1.700 kg	1	70033

Pipe cutters, cutting wheels and spare parts

Only original ROTHENBERGER cutting wheels made of high-alloyed hardened steel guarantee an exact, right-angled cut



Pipe cutter type	Model for pipe-Ø	No.	Cutting wheel No.	Sizes d / L / D mm	Cutting depth mm	Spare axle No.	Ø mm Length mm Thread	Spare roller No.	Deburring blade No.	Application area
MINICUT I PRO	3-16 mm	70401	070017D	4.8/5.9/18.5	3.0	70041	4.7/14/M3	70023	—	Copper pipe (Cu), brass pipe (Ms), aluminium pipe (Al), thin-walled steel pipe (Fe), PVC hard plastic pipe, plastic-coated pipe
MINICUT II PRO	6-22 mm	70402	070017D	4.8/5.9/18.5	3.0	70041	4.7/14/M3	70023	—	
MINICUT 2000	3-22 mm	70105	070017D	4.8/5.9/18.5	3.0	70041	4.7/14/M3	—	—	
MINIMAX	3-28 mm	70015	070017D	4.8/5.9/18.5	3.0	70041	4.7/14/M3	—	—	Copper pipe (Cu), brass pipe (Ms), aluminium pipe (Al), thin-walled steel pipe (Fe), PVC hard plastic pipe, plastic-coated pipe
TUBE CUTTER 30 PRO	3-30 mm	71019	070017D	4.8/5.9/18.5	3.0	70041	4.7/14/M3	70067	—	
TUBE CUTTER 35 + 35 C	6-35 mm	070027(C)	070017D	4.8/5.9/18.5	3.0	70041	4.7/14/M3	70067	21652	
TUBE CUTTER 42 PRO	6-42 mm	70029	070017D	4.8/5.9/18.5	3.0	70041	4.7/14/M3	70067	21652	Copper pipe (Cu), brass pipe (Ms), aluminium pipe (Al), thin-walled steel pipe (Fe), PVC hard plastic pipe, plastic-coated pipe
TUBE CUTTER 35 MSR	6-35 mm	70108	070188D	4.8/5.9/19.3	4.0	70041	4.7/14/M3	70067	21652	
TUBE CUTTER 42 PRO MSR	6-42 mm	70109	070188D	4.8/5.9/19.3	4.0	70041	4.7/14/M3	70067	21652	Multi-layered composite pipe
TUBE CUTTER 50	12-50 mm	70065	070017D	4.8/5.9/18.5	3.0	70006	4.7/16/M4	—	—	
AUTOMATIC pipe cutter Size 1	6-67 mm	70030	070017D	4.8/5.9/18.5	3.0	70042	4.7/16/M4	—	21652	Cu, Ms, Al, Fe thin-walled
AUTOMATIC pipe cutter Size 1	6-67 mm	70031	070028D	4.8/5.9/23.6	7.0	70042	4.7/16/M4	—	21652	PE, PP, VPE, PB and PVDF pipes
AUTOMATIC pipe cutter Size 2	50-127 mm	70142	070057D	8.0/14.0/29.0	7.0	751004200	7.9/23.5/1/4"	—	21652	thin-walled Cu, Ms, Al, Fe
AUTOMATIC pipe cutter Size 2	50-127 mm	70032	055054D	8.0/13.0/40.0	13.0	751004200	7.9/23.5/1/4"	—	21652	PE, PP, VPE, PB and PVDF pipes
AUTOMATIC pipe cutter Size 2	50-127 mm	70032	055053D	8.0/13.0/30.5	8.0	751004200	7.9/23.5/1/4"	—	21652	thin-walled PP pipes
AUTOMATIC pipe cutter Size 2	50-127 mm	70032	055074D	8.0/11.0/45.0	16.0	751004200	7.9/23.5/1/4"	—	21652	PE, PP, VPE, PB and PVDF pipes
AUTOMATIC pipe cutter Size 3	100-168 mm	70033	055074D	8.0/11.0/45.0	16.0	751004200	7.9/23.5/1/4"	—	21652	PE, PP, VPE, PB and PVDF pipes
AUTOMATIC pipe cutter Size 3	100-168 mm	70033	055053D	8.0/11.0/30.5	8.6	751004200	7.9/23.5/1/4"	—	21652	thin-walled PP pipes
TUBE CUTTER 28	3-28 mm	70010	070007D	4.8/3.0/16.0	2.5	70080 + 70081	4.7/9/SR	80679	—	Cu, Ms, Al, Fe thin-walled
TUBE CUTTER 42	3-42 mm	70011	070007D	4.8/3.0/16.0	2.5	70080 + 70081	4.7/9/SR	80679	—	Cu, Ms, Al, Fe thin-walled
TUBE CUTTER 42 PRO PVC	6-42 mm	70072	070028D	4.8/5.9/23.6	7.0	70041	4.7/14/M3	70067	—	PE, PP, VPE, PB and PVDF pipes
Steel pipe cutter SUPER	3/8-1.1/4"	70040	070046D	7.5/14.0/25.7	5.5	701011500	7.4/30/—	70047	—	Steel pipe (Fe)
Steel pipe cutter SUPER	3/8-2"	70045	070051D	9.0/17.0/31.5	6.0	70053	8.9/35/—	70052	—	Steel pipe (Fe)
Steel pipe cutter ENORM	2-4"	70060	070061D	9.7/20.0/41.0	8.0	70064	9.4/52/—	70063	—	Steel pipe (Fe)
TUBE CUTTER 30 PRO INOX	3-30 mm	71085	070056D	4.8/5.9/18.5	5.5	70041	4.7/14/M3	70068	—	Stainless steel pipe
TUBE CUTTER INOX	10-54 mm	70340	70341	5.0/21.0/30.0	3.5	753000700	4.7/14/M3	70068	21652	Stainless steel pipe
TUBE CUTTER 35 INOX	6-35 mm	70055	070056D	4.8/5.9/18.5	4.0	70041	4.7/14/M3	70068	21652	Stainless steel pipe
TUBE CUTTER 42 PRO INOX	6-42 mm	70070	070056D	4.8/5.9/18.5	4.0	70041	4.7/14/M3	70068	21652	Stainless steel pipe
SUPER INOX	3/8-1.1/4"	70086	070088D	4.8/5.9/19.3	4.0	701011500	7.4/30/—	70047	—	Stainless steel pipe
SUPER INOX	3/8-2"	70087	070089D	9.0/19.0/31.5	7.0	70053	7.4/35/—	70052	—	Stainless steel pipe
Chain pipe cutter	100 mm	70285	—	4.0/3.8/17.8	3.0	—	—	70286	70286	Cu, Ms, Al, Fe thin-walled

Cutting

Cutting plastic / MLP, manual

ROCUT Plastic Pro

One tool, two pipe diameters

The pipe cutter ROCUT Plastic Pro cuts PE, PP and PVC pipes. It cuts the pipe right angled, quickly and with only a few turns.

Application Benefits

- One tool can cut two pipe diameters and three different sizes are available
- Cut pipes with a wall thickness of up to 3.5 mm
- Requires only little working area and allows work in confined spaces

Technical Data

Working area	Ø 15–50 mm
Cutting depth	3.5 mm
Suitable for	PP, PE, PVC

1

Two diameters

One tool for two diameters

Cassette for spare blade

Practical storage for replacement cutting sheets



Hinge

Easy to set up on the pipe

Cutting blade

Optimally placed for straight cut

Model	Weight	PU	No.
ROCUT Plastic Pro, 15–22 mm	0.340 kg	1	1000003051
ROCUT Plastic Pro, 32–40 mm	0.540 kg	1	1000003052
ROCUT Plastic Pro, 40–50 mm	0.540 kg	1	1000003106



ROCUT 42 Twin Cut

Shear for cutting all common plastic pipes with a diameter of 0–42 mm (0–1.1/4")

With the ROCUT 42 Twin Cut you can cut faster, clean and straight and with even less effort on all common plastic pipes up to 42 mm (1.1/4").

Application Benefits

- Combines due to its unique function two shears: pipes can be cut in the one cut or ratchet cut function
- Direct cut function: Pipes up to 20 mm can be cut directly with one stroke
- Ratchet cut function: if the pipe dimension is too large or the material too thick for a one cut, the shear automatically switches into the ratchet mode

Technical Data

Working area direct cut	Ø 0–20 mm
Working area ratchet cut	Ø 20–42 mm
Blade	V-Contour, PTFE coated
Suitable for	PP, PE, PEX, PB, PVDF

PTFE coated blade
Less force needed for a straight cut

Innovative mechanism
Shear automatically switches from one to ratchet cut function

Non-slip handles
Good grip while working

Symmetric reset lever
Automatic, controlled opening of the blade at the push of a button

Two stage pipe holder
For pipes 0–20 and 20–42 mm—less cutting effort, less deformation

Powerful cutting with the ratchet function.

With the one cut function pipes can be cut 80 % faster. You also save time since little calibration is needed.¹



Model	Weight	PU	No.
ROCUT 42 Twin Cut, 0–42 mm (0–1.1/4")	0.550 kg	1	1000003011
Spare blade, 0–42 mm (0–1.1/4")	0.120 kg	1	1000003104

¹) Internally tested. In comparison to the previous ROCUT TC 42 with a 16 mm pipe.

ROCUT TC 42 Professional

Shear for cutting all common plastic pipes with a diameter of Ø 0–42 mm (0–1.1/4")



With the ROCUT 42 Twin Cut you can cut faster, clean and straight and with even less effort on all common plastic pipes up to Ø 42mm (1.1/4").

Application Benefits

- Minimum effort during cutting
- Precise right-angled cuts
- Pin-point precision without deformation
- Precise pressure transfer and guided cutter feed
- Automatic, controlled opening of the blade at the push of a button
- Secure grip with the rubberised handles
- Shear arms lockable in transport position

Technical Data

Working area	Ø 0–42 mm (0–1.1/4")
Suitable for	PP, PE, PEX, PB, PVDF

1



Rust-free steel blade with V-edge



Ideally meshed cutting curve



Shear arms lockable in transport position



Model

ROCUT TC 42 Professional, 0–42 mm (0–1.1/4")

Weight

0.447 kg

PU

4

No.

52000

ROCUT TC 32

Shear for cutting all common plastic pipes with a diameter of $\varnothing 0-32$ mm (0-1.1/4")

Manual plastic pipe shear for cutting PP-, PE-, PEX-, PB- and PVDF pipes

Application Benefits

- Stainless steel blade with V-edge: pin-point precision without deformation
- Minimum effort: ideally meshed cutting curve
- Wide pipe support: Precise right-angled cuts
- Release the lever with the push of a button: Automatic and controlled opening of the blade
- Transport lock: For better transportation shear arms can be locked after cutting



Model	Weight	PU	No.
ROCUT TC 32, 0-32 mm (0-1.1/4")	0.220 kg	4	52040

ROCUT TC 50 Professional

Plastic pipe shears up to $\varnothing 0-50$ mm (0-2")

For precise cutting of PP, PE, PEX, PB, PVC, PVDF and MLP pipes

Application Benefits

- Minimum effort during cutting
- Precise right-angled cuts
- Pin-point precision without deformation
- Precise pressure transfer and guided cutter feed
- Automatic, controlled opening of the blade at the push of a button
- Secure grip with the rubberised handles
- Shear arms lockable in transport position



Model	Weight	PU	No.
ROCUT TC 50 Professional, 0-50 mm (0-2")	0.600 kg	6	52010

ROCUT TC 63 Professional

Plastic pipe shears up to $\varnothing 0-63$ mm (0-2.1/2")

For precise cutting of PP, PE, PEX, PB, PVC, PVDF and MLP pipes

Application Benefits

- Minimum effort during cutting
- Precise right-angled cuts
- Pin-point precision without deformation
- Precise pressure transfer and guided cutter feed
- Automatic, controlled opening of the blade at the push of a button
- Secure grip with the rubberised handles
- Shear arms lockable in transport position



Model	Weight	PU	No.
ROCUT TC 63 Professional, 0-63 mm (0-2.1/2")	0.700 kg	6	52030

Cutting

Cutting plastic / MLP, manual

ROCUT TC 75 Professional

Manual plastic pipe shear for cutting PP-, PE-, PEX-, PB- and PVDF pipes



Model	Weight	PU	No.
ROCUT TC 75 Professional, 0-75 mm (0-3")	1.600 kg	1	52015

ROCUT TC 26

Manual plastic pipe shear for cutting PP-, PE-, PEX-, PB- and PVDF pipes



Model	Weight	PU	No.
ROCUT TC 26, 0-26 mm (0-1")	0.370 kg	4	52005

ROCUT PS 35

Manual plastic pipe shear for cutting PP-, PE-, PEX-, PB- and PVDF pipes



Model	Weight	PU	No.
ROCUT PS 35, 6-35 mm (1/4-1.3/8")	0.740 kg	4	55005

ROCUT 26/42 S adjustable

Manual plastic pipe shear for cutting PP-, PE-, PEX-, PB- and PVDF pipes



Model	Weight	PU	No.
ROCUT 26/42 S, 6-42 mm (1/4-1.1/4")	0.950 kg	1	55015



No. 55007



No. 55006



No. 52041



No. 52042



No. 52011



No. 52031



No. 52016

Accessories

	Weight	PU	No.
Spare blade for ROCUT 26 / 42 S, 6-42 mm (1/4-1.1/4")	0.060 kg	1	55007
Spare blade for ROCUT 35 S, 6-35 mm (1/4-1.3/8")	0.030 kg	1	55006
Spare blade for ROCUT 32 S, 0-32 mm (0-1.1/4")	0.120 kg	1	52041
Spare blade for ROCUT TC 42, 0-42 mm (0-1.1/4")	0.120 kg	1	52042
Spare blade for ROCUT TC 50, 0-50 mm (0-2")	0.120 kg	1	52011
Spare blade for ROCUT TC 63, 0-63 mm (0-2.1/2")	0.130 kg	1	52031
Spare blade for ROCUT TC 75 Professional, 0-75 mm (0-3")	0.190 kg	6	52016

ROCUT 110 set**Cutting and chamfering tool for right-angled cutting and chamfering (15°), Ø 32–110 mm**

Suitable for thin and thick-walled PVC, PE, PP, PEX, PB and PVDF pipes, as well as sound-insulated drain pipes. Utmost precision in a single operation.

Application Benefits

- Only one tool required for cutting, chamfering and deburring
- Extremely long service life with optimum cutting geometry
- Special accessories for PE, PP, PEX, PB and sound-insulated pipes
- Uniform chamfering of the entire pipe circumference
- Continuously adjustable pipe clamping pressure
- Integrated internal deburrer is stored in the handle
- Pipe cutting also possible without chamfering, as cutter blade shaft can be mounted with 180° offset

**RO
CASE**

ROCUT 110 with cutter wheel
(No. 54950) (special accessories)



Set (No. 55035) includes: ROCUT 110 (No. 55020), internal deburrer (No. 55018), 2 × clamping set 50 and 75mm, cutter blade shaft with automatic copying and HM cutter blade inserts 7.5mm (No. 54960), ROCASE inlay (No. 1300005864), ROCASE 4414 red w/o inlay (No. 1300003541)

Model	Weight	PU	No.
ROCUT 110 set, 50, 75, 110 mm (2–4.1/4")	3.900 kg	1	55035

ROCUT 160 set**Cutting and chamfering tool for right-angled cutting and chamfering (15°), Ø 110–160 mm**

Suitable for thin and thick-walled PVC, PE, PP, PEX, PB and PVDF pipes, as well as sound-insulated drain pipes. Utmost precision in a single operation.

Application Benefits

- Only one tool required for cutting, chamfering and deburring
- Extremely long service life with optimum cutting geometry
- Special accessories for PE, PP, PEX, PB and sound-insulated pipes
- Uniform chamfering of the entire pipe circumference
- Continuously adjustable pipe clamping pressure
- Integrated internal deburrer is stored in the handle
- Pipe cutting also possible without chamfering, as cutter blade shaft can be mounted with 180° offset

**RO
CASE**

ROCUT 160 with cutter blade



Set (No. 55063) includes: ROCUT 160 (No. 55030), internal deburrer (No. 55018), 2 × clamping sets, cutter blade shaft with automatic copying and, HM cutter blade insert 12.5mm (No. 55019), ROCASE inlay (No. 1300005864), ROCASE 4414 red w/o inlay (No. 1300003541)

Model	Weight	PU	No.
ROCUT 160 set, 110, 125, 160 mm (4.1/4–6.1/4")	5.600 kg	1	55063

Clamping set ROCUT 110

Basic unit Ø 32–110 mm

For use with clamping sets Ø 32–100 mm, without internal deburrer, with standard cutter blade shaft and cutter blade

ROCUT 110 with cutter wheel
(No. 54950) (special accessories)



Model	Weight	PU	No.
ROCUT 110, Basic unit, 32–110 mm	2.450 kg	1	55020
Clamping set for ROCUT 110, 32 mm, 2 semi-circular segments	0.330 kg	1	55026
Clamping set for ROCUT 110, 40 mm, 2 semi-circular segments	0.300 kg	1	55027
Clamping set for ROCUT 110, 50 mm, 2 semi-circular segments	0.290 kg	1	55025
Clamping set for ROCUT 110, 56 mm, 2 semi-circular segments	0.270 kg	1	55024
Clamping set for ROCUT 110, 63 mm, 2 semi-circular segments	0.220 kg	1	55023
Clamping set for ROCUT 110, 75 mm, 2 semi-circular segments	0.210 kg	1	55022
Clamping set for ROCUT 110, 80 mm, 2 semi-circular segments	0.170 kg	1	55047
Clamping set for ROCUT 110, 90 mm, 2 semi-circular segments	0.150 kg	1	55021
Clamping set for ROCUT 110, 100 mm	0.110 kg	1	55048

Clamping set ROCUT 160

Basic unit Ø 110–160 mm

Cutter blade shaft with automatic copying and cutter blade, for use with clamping sets Ø 110–140 mm, without internal deburrer

ROCUT 160 with cutter blade



Model	Weight	PU	No.
ROCUT 160, Basic unit, 110–160 mm	3.450 kg	1	55030
Clamping set for ROCUT 160, 110 mm, 2 semi-circular segments	0.310 kg	1	55033
Clamping set for ROCUT 160, 125 mm, 2 semi-circular segments	0.250 kg	1	55032
Clamping set for ROCUT 160, 140 mm, 2 semi-circular segments	0.180 kg	1	55031

HM-cutter clade inserts

ROCUT 110 and ROCUT 160

Parting and chamfering system tool for right-angled, flat parting and chamfering

Application Benefits

- Accessory for ROCUT 110 / 160

Technical Data

Working area	Ø32-160 mm
Suitable for	PVDF, PVC, PP, PEX, PE, PB



No. 54960



No. 54961

Model	Weight	PU	No.
Cutter blade shaft for ROCUT 110/160, 7.5 mm	0.111 kg	1	54960
Cutter blade shaft for ROCUT 110/160, 12.5 mm	0.120 kg	1	54961
Spare HM cutter blade 15°, 7.5 mm	0.010 kg	1	55029
Spare HM cutter blade 15°, 12.5 mm	0.020 kg	1	55019



With automatic copying



Cutter wheels

ROCUT 110 and ROCUT 160

Parting and chamfering system tool for right-angled, flat parting and chamfering

Application Benefits

- Accessory for ROCUT 110 / 160

Technical Data

Working area	Ø32-160 mm
Suitable for	PVDF, PVC, PP, PEX, PE, PB



No. 54950

Model	Weight	PU	No.
Cutter blade shaft with cutter wheel for ROCUT	0.130 kg	1	54950
Spare cutter wheel 2 pcs.	0.010 kg	1	055053D
Spare cutter wheel 3 pcs.	0.020 kg	1	055054D
Spare cutter wheel 2 pcs.	0.020 kg	1	055074D



No. 055053D



No. 055054D



No. 055074D

ROTIGER CL

Cordless tiger saw for dismantling in old buildings as well as for reinstalling pipes thanks to chain tensioning device

In the new installation and maintenance of pipes in the SHK and industrial sectors. Also for dismantling in old buildings

Application Benefits


- Pipe holding adaptor ensures a highly precise 90° cut for pipes up to 6"
- Powerful brushless motor for a long, maintenance-free service life
- Vario electronics for working with material-specific stroke rates

Technical Data

Working area	Ø 10–152.4 mm (3/8–6")
System battery	CAS
Suitable for	Copper, plastic, C-steel, cast iron or stainless steel, mounting rails, threaded bolts, aluminium cover plates, wood, panels



1



Cordless Alliance System: One battery system for more than 140 tools



Integrated LED work light for optimal illumination of the working area



Tool-free saw blade change—also 180° rotatable for comfortable working over head



Chain tensioning device for precise 90° cutting of pipes up to 6"



Model

ROTIGER CL bare tool inclusive chain tensioning device

ROTIGER CL inclusive chain tensioning device, 1 × 4.0 Ah battery, EU

Weight

4.000 kg

4.650 kg

PU

1

1

No.

1000003850

1000003851

Universal HSS Bi-Metal / HM Tiger Saw Blades

Universal saw blade for cutting different tube profiles and materials in connection with the electric saw ROTIGER CL

For cutting various pipe profiles and materials in combination with the electric saw ROTIGER CL

Application Benefits

- Versatile use: For 1/2" universal attachment, also suitable for Flex, Bosch, B&D, Skil, Hitachi, Makita, Ridgid, Roller and Rems

	No. 865783		No. 865788
	No. 865784		No. 865789
	No. 865785		No. 865791
	No. 865786		No. 865793
	No. 865787		

Model	Weight	PU	No.
Universal-saw blade 100 × 20 × 0.9 mm, 5 pcs.	0.050 kg	1	865783
Universal-saw blade 150 × 20 × 0.9 mm, 5 pcs.	0.085 kg	1	865786
Universal-saw blade 150 × 20 × 0.9 mm, 5 pcs.	0.085 kg	1	865784
Universal-saw blade 150 × 20 × 0.9 mm, 5 pcs.	0.085 kg	1	865785
Universal-saw blade 200 × 20 × 0.9 mm, 5 pcs.	0.115 kg	1	865787
Universal-saw blade 200 × 20 × 0.9 mm, 5 pcs.	0.115 kg	1	865788
Universal-saw blade 200 × 22 × 1.6 mm, 5 pcs.	0.230 kg	1	865791
Universal-saw blade 225 × 20 × 1.5 mm, 5 pcs.	0.185 kg	1	865793
Universal-saw blade 300 × 20 × 0.9 mm, 5 pcs.	0.175 kg	1	865789

Batteries and charger

Model	Weight	PU	No.
RO BP18/2, 2.0 Ah 18 V	0.420 kg	1	1000001652
RO BP18/4, 4.0 Ah 18 V	0.575 kg	1	1000001653
RO BP18/4, 4.0 Ah 18 V, Li-HD	0.515 kg	1	1000002548
RO BP18/8, 8.0 Ah 18 V, Li-HD	0.915 kg	1	1000002549
RO BC14/36 charger, 230 V	0.580 kg	1	1000001654

PIPECUT mini

The PIPECUT mini is a real all-rounder. It cuts copper, steel, stainless steel, plastic, multilayer composite pipes as well as profiles, mounting rails and threaded rods. The PIPECUT mini can be used stationary in the workshop and at the same time mobile on the construction site. The machine is powered by a CAS battery, which can be used to power 200 other machines from 20 different manufacturers.



1

For new installations and maintenance in the HVAC and industry sector

Application Benefits

- Copper, plastic, C-steel, cast iron or stainless steel can be reliably cut in an 90 degree angle up to a pipe diameter of 110mm
- Cut mounting rails or threaded bolts—easy and fast
- Transform the PIPECUT mini into a circular saw, into a plunge saw or into a cross-cutting saw
- Three new, high-quality saw blades
- Stationary and mobile use
- CAS battery system for maximum independence

Technical Data

Working area	Ø 0–110 mm (0–4")
System battery	CAS
Idle speed (min–max)	0–4.150/min
Sound pressure level	92 dB(A)
Sound power level (LwA)	103 dB(A)
Cutting depth	45 mm
Suitable for	Copper, MLP, steel, cast iron

Powerful 18V battery

Up to 140 cuts with just one battery charge (18V/4.0 Ah, C-steel Ø42mm)

Additional high quality, fire-resistant bag

For absorbing shaving

Extra contact surface with ball bearing

For rotating and for cutting pipes over Ø 42 and up to 110mm

Additional notch

For cutting threaded bolts

Brushless Motor


For wear-free work and longer machine life

Three new high quality saw blades

For a precise cutting performance

Convertible guide rail

For using the PIPECUT mini as circular saw, plunge saw or cross-cutting saw



Copper, plastic, C-steel, cast iron or stainless steel can be cut up to a pipe diameter of 110mm.



Transform the PIPECUT mini into a circular saw, into a plunge saw or into a cross-cutting saw.



Clamp function enables fastest cutting performance for different materials.



PIPECUT mini sets

All sets includes: PIPECUT mini baretool, DURACUT Uni saw blade, pipe support stand and ROCASE 6427 with inlay



Cross cut guide rail (No. 1500003694) for cutting plates optionally available



No. 1000003165

No. 1500003694

Set (No. 1000003165) includes: PIPECUT mini bare tool, cross cut guide rail (No. 1500003693), 1 × RO BP18/4, 4.0 Ah 18 V battery (No. 1000001653), RO BC14/36 charger, 230 V (No. 1000001654), instruction manual, ROCASE 6427

Model	Weight	PU	No.
PIPECUT mini bare tool with universal saw blade	5.400 kg	1	1000003374
PIPECUT mini inclusive battery charger, 1 × 4.0 Ah battery	6.200 kg	1	1000003165
PIPECUT mini inclusive battery charger and cross cut guide rail, 1 × 4.0 Ah battery	6.800 kg	1	1000003398
DURACUT Uni, universal saw blade	0.100 kg	1	1500003621
DURACUT St, steel saw blade	0.100 kg	1	1500003673
DURACUT X, stainless steel saw blade	0.100 kg	1	1500003674
Cross cut guide rail for PIPECUT mini	0.400 kg	1	1500003694
Pipe support stand for PIPECUT mini	0.190 kg	1	1500003693

Batteries and charger

Model	Weight	PU	No.
RO BP18/2, 2.0 Ah 18 V	0.420 kg	1	1000001652
RO BP18/4, 4.0 Ah 18 V	0.575 kg	1	1000001653
RO BP18/4, 4.0 Ah 18 V, Li-HD	0.515 kg	1	1000002548
RO BP18/8, 8.0 Ah 18 V, Li-HD	0.915 kg	1	1000002549
RO BC14/36 charger, 230 V	0.580 kg	1	1000001654

ROBO SUPER

Suitable for sawing different materials

- Minimizes risks: safety handle with exact guidance
- Room for spare blades in holder
- Optimum saw blade tensioning: quick tensioning device with fine adjustment integrated in handle
- Ideal for cutting in confined spaces: 90° rotatable



Model	Weight	PU	No.
ROBO SUPER SW 300 with HSSE 4 Plus saw blade	0.680 kg	1	71206

Metal saw arch

- Solid design with robust holder
- With cross-slotted squared clamping elements
- Reliable captive blade holding pin
- Firm wooden handle

Cross-slotted squared clamping piece



Model	Weight	PU	No.
Metal saw frame without saw blade, 300 mm	0.530 kg	1	300013

Hand saw blade HSSE 4 PLUS

Bimetal hand saw blade

Highly flexible spring band steel with fused HSSE cutter

Application Benefits

- Highest flexibility with extremely hard teeth
- Hardness approx. 65 HRC: Average service life 4 times longer
- Risk of breakage significantly reduced even under extreme operational demands
- Precise cutting with individual tooth setting

ROBO MINI

Suitable for sawing different materials

- Handle with ergonomic form enables powerful sawing in tight spaces
- Large dimension tightening screw



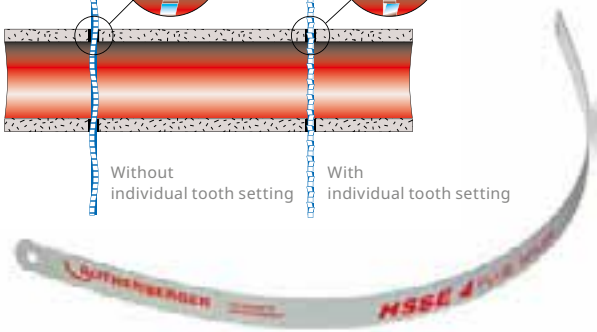
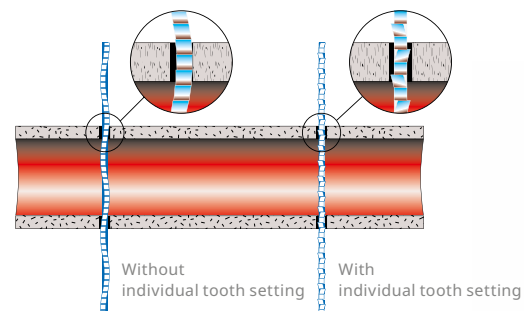
Model	Weight	PU	No.
ROBO MINI with universal saw blade	0.160 kg	1	71222
Saw blade for PUK metal, 150 mm / 32 tpi	0.020 kg	12	71217

Saw blades for UNI small saw PUK

For sawing all materials, small and handy, good cutting performance



Model	Weight	PU	No.
Saw blade for PUK 150 mm / 14 ZpZ	0.020 kg	12	71216
Saw blade for PUK saw metal, 150 mm / 32 tpi	0.020 kg	12	71217



Model	Weight	PU	No.
HSSE 4 Plus bimetal, 300 mm	0.020 kg	100	71213
Hand saw blade HSS 300×25×0.8 mm	0.040 kg	1	300211

Hand saw blades with single offset teeth optimally cut the hand saw blade free. Jamming in the workpiece is prevented. Therefore, the working rhythm is maintained, less effort is needed and there is a higher cutting performance.

Universal internal and external Deburrer

Quick and easy deburring Ø 4–54 mm (1/8–2")

For copper, steel and stainless steel pipes, with polished cutting blade made of hardened special steel; smooth running

Application Benefits

- Time saving: Inner and outer deburring allows you to work more efficiently when installing pipes
- Energy saving: Ergonomic design ensures accurate and burr-free deburring without much effort



Model	Weight	PU	No.
Internal and external deburrer, 6–35 mm (1/4–1.3/8")	0.100 kg	1	1500000237
Internal and external deburrer INOX, 10–54 mm (3/8–2")	0.390 kg	1	1500000236
Internal and external deburrer Cu, MPL, 4–36 mm (1/8–1.3/8")	0.030 kg	1	11006

Deburring adapter

Adaptor for the use of the internal and external deburring with portable screwdriver or drill

Application Benefits

- User-friendly solution for deburring pipes internal and external
- Saves time
- Precise, burr-free deburring without effort

Best deburring results at low speed, 800 rpm at the most!



Drive shaft

For the deburring with portable screwdriver or drill



Model	Weight	PU	No.
Deburrer adaptor I for 1500000237	0.160 kg	1	11044
Deburrer adaptor II for 1500000236	0.280 kg	1	11045

Cutting

Deburring, chamfering and calibration

GRATFIX HSS

For deburring edges and pipes, as well as steel, aluminium, brass, copper, cast-iron and plastic plates

Application Benefits

- Replaceable blades
- GRATFIX with plastic cartridge grip
- Grip recess is raised at the end and prevents the tool from slipping out of users' hands
- One-handed use with the retractable locking head
- Offset surfaces provide a good torque
- Pluggable handle ends for the storage of associated blades

Ideal for deburring of edges, pipes and steel, aluminium, brass, copper sheets, cast iron and plastic plates!



Model	Weight	PU	No.
GRATFIX HSS with spare blade number 1, Universal	0.050 kg	1	21655

UNIGRAT

For deburring edges and pipes, as well as steel, aluminium, brass, copper, cast-iron and plastic plates

Application Benefits

- Replaceable blades
- UNIGRAT with plastic cartridge grip
- Grip recess is raised at the end and prevents the tool from slipping out of users hands
- One-handed use with the retractable locking head
- Offset surfaces provide a good torque
- Pluggable handle ends for the storage of associated blades

Ideal for deburring of edges, pipes and steel, aluminium, brass, copper sheets, cast iron and plastic plates!



Model	Weight	PU	No.
UNIGRAT with HSS deburring blade	0.030 kg	10	21660

ROGRAT-MLP deburrer and chamfering tool

For internal and external deburring, chamfering, calibrating and custom milling of PE-X and aluminium multi-layer (MLP) pipes of up to Ø 16-26 mm



Application Benefits

- Internal and external deburrer for PE-X and aluminium multilayer pipes (MLP) through chamfering to approved standards
- Simultaneous chamfering
- Calibration of the pipe ends through a special guiding pin

One tool with three functions: chamfering, calibrating and deburring!

True to size guiding and calibration pin

Increased safety, protects O-ring from damage

Star handle with screw-bit attachment and quick locking mechanism

High force transmission



Shock-resistant protective sleeve

Protects from injury



Fig. ROGRAT MLP deburrer set

Color coding prevents confusion



System optimised chamfer



ROGRAT MLP system-manual chamfering attachments

Model	Weight	PU	No.
Attachment for ROGRAT MLP, TH 16 mm	0.053 kg	1	14122
Attachment for ROGRAT MLP, TH 26 mm	0.108 kg	1	14126

Set includes: carrying case (No. 14005), with basic handle grip (No. 14000) and system-manual chamfering attachments





Model	Weight	PU	No.
ROGRAT MSR-Set TH 16, 20, 26 mm	0.760 kg	1	14250
Basic handle for ROGRAT	0.250 kg	1	14000



Core drilling

System overview	42-43
Dry drilling	
Characteristics dry drill bits	44
Dry drilling machine	45
Dry drill bits	46-49
Wet and dry drilling	
Characteristics diamond drill bits	50
Wet drilling machine	51
Diamond wet and dry drilling systems	52-56
Diamond drill bits	
Wet cutting drill bits for natural stone, soldered	57
Wet and dry cutting drill bits, space welding	58-61
Accessories hand-operated and stationary drilling	
Vacuum pump systems	62
Accessories diamond core drilling	62-64
Extraction systems	
Wet and dry extraction unit	65

Hand-operated drilling

	RODIADRILL 1800 Dry	RODIADRILL Ceramic	RODIADRILL 160	RODIADRILL 200
				
Stationary drilling: Concrete	Ø 32–202 mm	Ø 6–67 mm	Ø 10–132 mm	Ø 10–200 mm
Stationary drilling: Masonry	Ø 32–202 mm	Ø 6–67 mm	Ø 32–162 mm	Ø 32–225 mm
Hand-operated drilling: Concrete	Ø 32–92 mm	Ø 6–35 mm	Ø 10–82 mm	Ø 10–82 mm
Hand-operated drilling: Masonry	Ø 32–92 mm	Ø 6–67 mm	Ø 32–162 mm	Ø 32–250 mm
Power	1,800 W	800 W	1,400 W	2,400 W
Speed transmission	1-gear	2-gear	2-gear	3-gear
Nominal speed	1,800 rpm	3,600 / 6,400 rpm	500 / 1,050 rpm	600 / 1,250 / 3,200 rpm
Torque	20 Nm	4 / 7 Nm	55 / 27 Nm	71 / 34 / 17 Nm
Weight	5.500 kg	3.400 kg	6.700 kg	7.200 kg
Page	45	51	53	53

Drill bits

	DX High Speed Dry	High Speed Plus natural stone¹	DX High Speed Plus¹	SPEED STAR DX¹
				
Connection	G 1/2", 1.1/4" UNC	G 1/2"	G 1/2", 1.1/4" UNC	G 1/2", 1.1/4" UNC
Drill bit diameter	Ø 32–205 mm	Ø 6–67 mm	Ø 20–300 mm	Ø 10–500 mm
Working length	G 1/2" & 1.1/4" UNC 150 mm and 330 mm	up to Ø 10 mm = 50 mm from Ø 12 mm = 120 mm	G 1/2", 400 mm length 1.1/4" UNC, 430 mm length	G 1/2", 400 mm length 1.1/4" UNC, 430 mm length
Application	dry	wet	wet and dry	wet and dry
Tiles	✓	✓✓✓	✓	✓✓
Granite	✓	✓✓✓	✓	✓✓
Marble	✓	✓✓✓	✓	✓✓
Brick	✓✓✓	✓✓	✓✓✓✓	✓✓✓✓
Masonry	✓✓✓	✓	✓✓✓✓	✓✓✓
Lime-sand brick	✓✓✓	✓	✓✓✓✓	✓✓✓
Asphalt	✓✓✓	✓✓	✓✓✓✓	✓✓✓✓
Screed	✓✓✓	✓✓	✓✓✓	✓✓
Concrete	✓✓✓	✓✓✓	✓✓✓	✓✓
Reinforced concrete	✓✓✓	✓✓✓	✓✓	✓✓✓
Page	46	57	58	60

1) Special lengths and diameters on request ✓ = Suitable for dry drilling ✓✓✓ = Ideally suited ✓✓ = Very suitable ✓ = Suitable

Stationary drilling

RODIACUT 150
RODIADRILL 160RODIACUT 150
RODIADRILL 200RODIACUT 250
RODIADRILL 200RODIACUT 250
RODIADRILL 500

Stationary drilling: Concrete	Ø 10–132 mm	Ø 10–152 mm	Ø 10–200 mm	Ø 32–250 mm
Stationary drilling: Masonry	Ø 10–152 mm	Ø 10–152 mm	Ø 32–225 mm	Ø 32–250 mm
Hand-operated drilling: Concrete	Ø 10–82 mm	Ø 10–82 mm	Ø 10–82 mm	○
Hand-operated drilling: Masonry	Ø 32–162 mm	Ø 32–250 mm	Ø 32–250 mm	○
Power	1,400 W	2,400 W	2,400 W	3,000 W
Speed transmission	2-gear	3-gear	3-gear	3-gear
Nominal speed	500 / 1,050 rpm	600 / 1,250 / 3,200 rpm	600 / 1,250 / 3,200 rpm	215 / 430 / 785 rpm
Torque	55 / 27 Nm	71 / 34 / 17 Nm	71 / 34 / 17 Nm	185 / 107 / 55 Nm
Weight	16.700 kg	17.200 kg	25.200 kg	30.100 kg
Page	52	52	54	54

RODIACUT 400 PRO
RODIADRILL 500

Stationary drilling: Concrete	Ø 32–400 (500 ²) mm
Stationary drilling: Masonry	Ø 32–400 (500 ²) mm
Hand-operated drilling: Concrete	○
Hand-operated drilling: Masonry	○
Power	3,000 W
Speed transmission	3-gear
Nominal speed	215 / 430 / 785 rpm
Torque	185 / 107 / 55 Nm
Weight	39.800 kg
Page	56

2) Drilling range with distance plate expandable up to 500 mm

Core drilling

Dry drill bits

Dry drill bits: DX High Speed Dry


Uncomplicated and universally applicable

- Dry drilling causes less dirt and no wetness
- No water supply needed at the job site
- Uncomplicated preparation and follow-up saves time and effort
- Trouble-free drilling in reinforced concrete, masonry or sand-lime brick
- There is a suitable variant for every application: Threaded sockets 1.1/4" UNC and G1/2" Working length 150 & 330 mm Diameter 32-205 mm



Segment height: 10 mm

High cutting performance and long service life



Precise, three-dimensional symmetry of the diamond segments

Even wear—less effort when drilling

Overwound drill bits

Balanced rotation reduces wear

For more information and videos follow us on Youtube



DX High Speed Dry

Dry drill bits with 3D-Diamatrix segments




Application Benefits

- 3D diamond matrix: Three-dimensional positioning of the diamonds for easy-cutting drilling, even wear of the segments, little effort and long service life
- Segment height: 10 mm, for high cutting efficiency and long service life
- Overturned drill bits ensure precise concentricity and reduce wear and tear
- Air vents eliminate drilling dust and provide cooling
- 1.1/4" UNC and 1/2" threaded mounting is suitable for all ROTHENBERGER drill motors
- Working length 150 & 330 mm
- Available in diameters 32-205 mm

Accessories



No. FF40185



No. 1000003978

Description	Page	No.
Drill Motor RODIADRILL 1800 DRY	45	FF40185
RODIA DW CLEANER M	65	1000003978

Dry drill bits DX High Speed Dry on page 46

RODIADRILL 1800 DRY

The electrical drill motor **RODIADRILL 1800 DRY** is suited for hand-operated and stationary drillings from $\varnothing 32$ to 200 mm

**Application Benefits**

- Efficient drilling due to additional POWER PULS technology
- Optimum drilling process due to stronger suction, removable extraction rotor for stationary core drilling
- Electronic friction clutch with 20 Nm torque for larger drill holes
- Safety due to electronic soft starter with overload indicator
- Easy handling and compact design, can be used close to the wall

Technical Data

Input power	1,800 W
Output power	2,500 W
Power with unit of measurement	1,800 W
Current type	8.5 A
Drilling range	32–202 mm

2

**Model****Weight****PU****No.**

Drill Motor RODIADRILL 1800 DRY

5.500 kg

1

FF40185

DX High Speed Dry

Dry drill bits with 3D-Diamatrix segments for easy-cutting and fast drilling



Application Benefits

- 3D diamond matrix: Three-dimensional positioning of the diamonds for a cutting-friendly and long-lasting service life
- Very easy to drill for safe first cut in freehand operation
- Exact concentricity reduces wear

Technical Data

Drill bits	Segments
Ø 32–92 mm	3–5
Ø 102–127 mm	6–7
Ø 132–162 mm	8–9
Ø 182–205 mm	10

2

Segment height: 10 mm

High cutting performance and long service life

Overwound drill bits

Balanced rotation reduces wear

1.1/4" UNC and 1/2" threaded adaptor

Suitable for all other ROTHENBERGER drill motors

3D-Diamatrix

The diamonds of the drill bit are three-dimensional and symmetrically arranged

Air vents


Remove drilling dust and provide cooling



Threaded adaptor 1.1/4" UNC with a large exhaust opening



3D-Diamatrix increase the service life and ensures less effort



Air vents for removal of the drill dust and for cooling work



DX High Speed Dry 1.1/4" UNC



2

Model	Weight	PU	No.
DX High Speed Dry 1.1/4" UNC, D = 32 mm, NL = 330 mm	1.070 kg	1	1500004051
DX High Speed Dry 1.1/4" UNC, D = 37 mm, NL = 330 mm	1.170 kg	1	1500004054
DX High Speed Dry 1.1/4" UNC, D = 42 mm, NL = 330 mm	1.270 kg	1	1500004055
DX High Speed Dry 1.1/4" UNC, D = 52 mm, NL = 330 mm	1.473 kg	1	1500004056
DX High Speed Dry 1.1/4" UNC, D = 57 mm, NL = 330 mm	1.580 kg	1	1500004057
DX High Speed Dry 1.1/4" UNC, D = 62 mm, NL = 330 mm	1.680 kg	1	1500004058
DX High Speed Dry 1.1/4" UNC, D = 68 mm, NL = 330 mm	1.810 kg	1	1500004059
DX High Speed Dry 1.1/4" UNC, D = 72 mm, NL = 330 mm	1.910 kg	1	1500004060
DX High Speed Dry 1.1/4" UNC, D = 82 mm, NL = 330 mm	2.130 kg	1	1500004061
DX High Speed Dry 1.1/4" UNC, D = 92 mm, NL = 330 mm	2.360 kg	1	1500004062
DX High Speed Dry 1.1/4" UNC, D = 102 mm, NL = 330 mm	2.610 kg	1	1500004100
DX High Speed Dry 1.1/4" UNC, D = 107 mm, NL = 330 mm	2.730 kg	1	1500004063
DX High Speed Dry 1.1/4" UNC, D = 112 mm, NL = 330 mm	2.860 kg	1	1500004064
DX High Speed Dry 1.1/4" UNC, D = 122 mm, NL = 330 mm	3.120 kg	1	1500004065
DX High Speed Dry 1.1/4" UNC, D = 127 mm, NL = 330 mm	3.940 kg	1	1500004066
DX High Speed Dry 1.1/4" UNC, D = 132 mm, NL = 330 mm	4.110 kg	1	1500004067
DX High Speed Dry 1.1/4" UNC, D = 142 mm, NL = 330 mm	4.460 kg	1	1500004068
DX High Speed Dry 1.1/4" UNC, D = 152 mm, NL = 330 mm	4.810 kg	1	1500004069
DX High Speed Dry 1.1/4" UNC, D = 162 mm, NL = 330 mm	5.180 kg	1	1500004070
DX High Speed Dry 1.1/4" UNC, D = 182 mm, NL = 330 mm	5.930 kg	1	1500004071
DX High Speed Dry 1.1/4" UNC, D = 205 mm, NL = 330 mm	6.850 kg	1	1500004072

DX High Speed Dry 1/2"



Model	Weight	PU	No.
DX High Speed Dry 1/2", D=32 mm, NL=150 mm	0.590 kg	1	1500004078
DX High Speed Dry 1/2", D=37 mm, NL=150 mm	0.620 kg	1	1500004080
DX High Speed Dry 1/2", D=42 mm, NL=150 mm	0.660 kg	1	1500004081
DX High Speed Dry 1/2", D=52 mm, NL=150 mm	0.750 kg	1	1500004082
DX High Speed Dry 1/2", D=57 mm, NL=150 mm	0.790 kg	1	1500004083
DX High Speed Dry 1/2", D=62 mm, NL=150 mm	0.830 kg	1	1500004084
DX High Speed Dry 1/2", D=68 mm, NL=150 mm	0.880 kg	1	1500004085
DX High Speed Dry 1/2", D=72 mm, NL=150 mm	0.930 kg	1	1500004086
DX High Speed Dry 1/2", D=82 mm, NL=150 mm	1.030 kg	1	1500004087
DX High Speed Dry 1/2", D=92 mm, NL=150 mm	1.130 kg	1	1500004088
DX High Speed Dry 1/2", D=102 mm, NL=150 mm	1.240 kg	1	1500004089
DX High Speed Dry 1/2", D=107 mm, NL=150 mm	1.300 kg	1	1500004090
DX High Speed Dry 1/2", D=112 mm, NL=150 mm	1.360 kg	1	1500004091
DX High Speed Dry 1/2", D=122 mm, NL=150 mm	1.490 kg	1	1500004092
DX High Speed Dry 1/2", D=127 mm, NL=150 mm	1.840 kg	1	1500004093
DX High Speed Dry 1/2", D=132 mm, NL=150 mm	1.930 kg	1	1500004094
DX High Speed Dry 1/2", D=142 mm, NL=150 mm	2.090 kg	1	1500004095
DX High Speed Dry 1/2", D=152 mm, NL=150 mm	2.270 kg	1	1500004096
DX High Speed Dry 1/2", D=162 mm, NL=150 mm	2.450 kg	1	1500004097
DX High Speed Dry 1/2", D=182 mm, NL=150 mm	2.830 kg	1	1500004098
DX High Speed Dry 1/2", D=205 mm, NL=150 mm	3.270 kg	1	1500004099
DX High Speed Dry 1/2", D=32 mm, NL=330 mm	0.760 kg	1	1500004074
DX High Speed Dry 1/2", D=37 mm, NL=330 mm	0.830 kg	1	1500004075
DX High Speed Dry 1/2", D=42 mm, NL=330 mm	0.900 kg	1	1500004076
DX High Speed Dry 1/2", D=52 mm, NL=330 mm	1.040 kg	1	1500004077

DX High Speed Dry M16



2

Model	Weight	PU	No.
DX High Speed Dry M16, D = 32 mm, NL = 150 mm	1.070 kg	1	1500004163
DX High Speed Dry M16, D = 37 mm, NL = 150 mm	0.620 kg	1	1500004165
DX High Speed Dry M16, D = 42 mm, NL = 150 mm	0.660 kg	1	1500004167
DX High Speed Dry M16, D = 52 mm, NL = 150 mm	0.750 kg	1	1500004168
DX High Speed Dry M16, D = 57 mm, NL = 150 mm	0.790 kg	1	1500004170
DX High Speed Dry M16, D = 62 mm, NL = 150 mm	0.830 kg	1	1500004171
DX High Speed Dry M16, D = 68 mm, NL = 150 mm	0.880 kg	1	1500004172
DX High Speed Dry M16, D = 72 mm, NL = 150 mm	0.930 kg	1	1500004173
DX High Speed Dry M16, D = 82 mm, NL = 150 mm	1.030 kg	1	1500004174
DX High Speed Dry M16, D = 92 mm, NL = 150 mm	1.130 kg	1	1500004175
DX High Speed Dry M16, D = 102 mm, NL = 150 mm	1.240 kg	1	1500004176
DX High Speed Dry M16, D = 107 mm, NL = 150 mm	1.300 kg	1	1500004177
DX High Speed Dry M16, D = 112 mm, NL = 150 mm	1.360 kg	1	1500004179
DX High Speed Dry M16, D = 122 mm, NL = 150 mm	1.490 kg	1	1500004180
DX High Speed Dry M16, D = 127 mm, NL = 150 mm	1.840 kg	1	1500004181
DX High Speed Dry M16, D = 132 mm, NL = 150 mm	1.930 kg	1	1500004182
DX High Speed Dry M16, D = 142 mm, NL = 150 mm	2.090 kg	1	1500004183
DX High Speed Dry M16, D = 152 mm, NL = 150 mm	2.270 kg	1	1500004184
DX High Speed Dry M16, D = 162 mm, NL = 150 mm	2.450 kg	1	1500004185
DX High Speed Dry M16, D = 182 mm, NL = 150 mm	2.830 kg	1	1500004186
DX High Speed Dry M16, D = 205 mm, NL = 150 mm	3.270 kg	1	1500004187

Core drilling

Core drill bits

Space welding

Cold welding process according to cutting-edge bonding technology: Due to the "neutral zone" the entire diamond segment is used without waste.

Space welding

Wet and dry drilling with new technology:

- The innovative high-performance drill bit DURAMANT PRO and SPEED STAR DX is produced using cutting-edge welding technology
- Because of the neutral zone, the "Space welding" cold welding process guarantees the optimum use of the complete diamond segments without loss
- The service life is up to 20% higher compared to lasered and soldered drill bits

PRISMACUT

Four drill nodules on the diamond segment improve the drill behaviour and at the same time provides optimum water cooling.

PRISMACUT

- The exceptional segment positioning offers optimum free punch size and an excellent cutting speed
- The "PRISMACUT" centre drill nodule is characterised by a better drill behaviour and preservation of the diamond segment
- PRISMACUT guarantees direct water cooling of the diamond segments
- 15% higher cutting speed with steel reinforcement

Space Welding and PRISMACUT



Overround supporting pipe for an exact rotation

Cooling fluid outlet (water)

Concrete floor, e.g. with steel reinforcement

Free punch of the drill bit

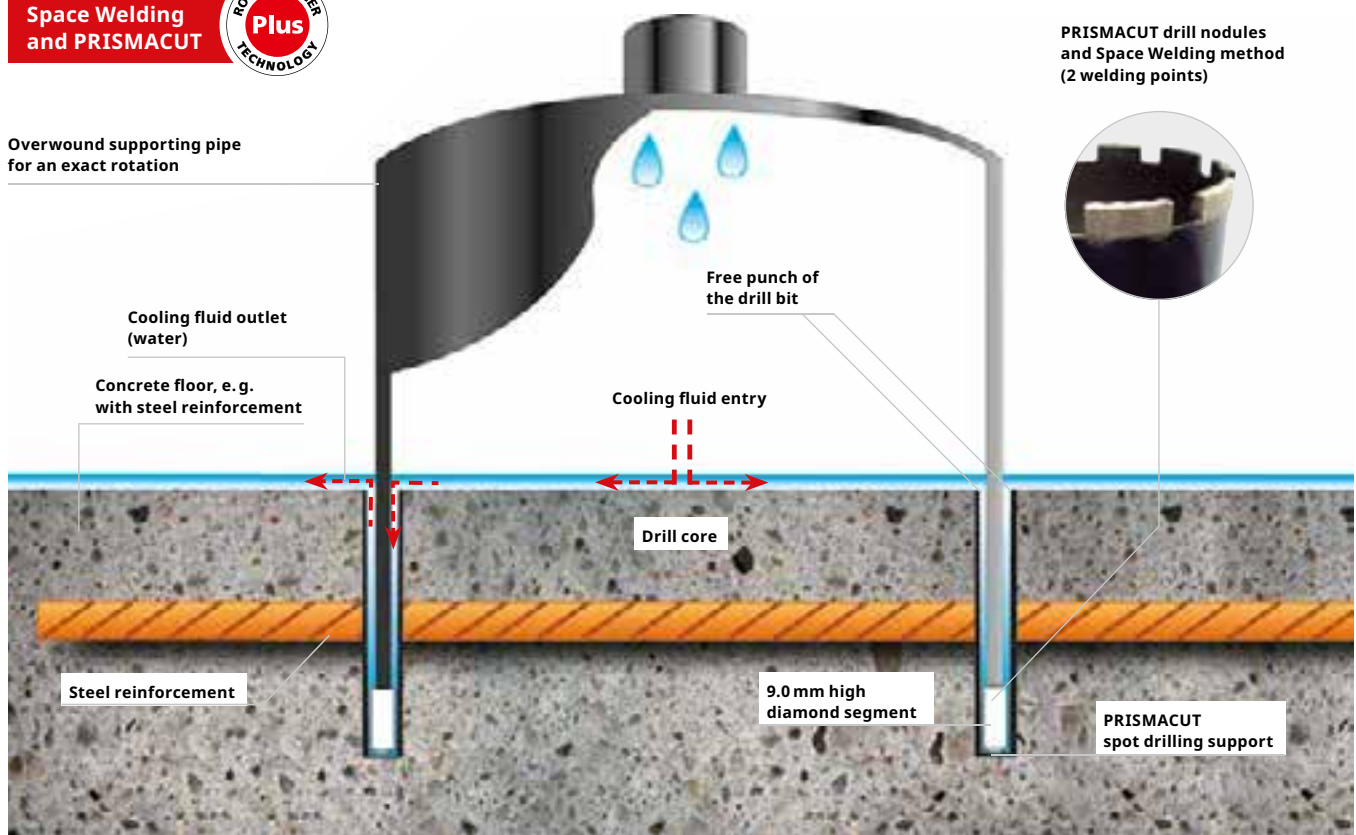
Cooling fluid entry

Drill core

Steel reinforcement

9.0 mm high diamond segment

PRISMACUT spot drilling support



DX High Speed Plus universal drill bits

Space welding universal wet and dry drill bits for Ø 10–300 mm

SPEED STAR DX

Space welding wet and dry drill bits for different diameters in the range of 10–500 mm



DX-High Speed Plus universal drill bits on page 58

SPEED STAR DX drill bits on page 60

RODIADRILL Ceramic

Hand-operated wet drilling, drill Ø 6–67 mm

Ideally suited for HVAC&R, plumbing professionals, tilers, stair builders, remodelling specialists as well as electricians. Everywhere where jolt-free operation is necessary and extremely hard materials need to be processed

Hand-operated wet drilling in:

(reinforced) concrete Ø 6–35 mm, marble, granite, ceramic tiles, masonry, hollow brickwork and glass Ø 6–67 mm

Application Benefits

- For all common G 1/2" drill bits
- Fatigue-free operation with the lightweight
- Also drills through material combinations (for example tiles + masonry) without damaging material or surfaces and without cumbersome tool change
- "Aqua-stop button" with quantity adjustment
- Ideal for serial drilling with the external water supply
- Toolless exchange of the drill bits with the Quick change system
- Integrated 1 litre water tank for 4–6 drill holes

Integrated 1 litre water tank

Sufficient supply for 4–6 drill holes and can be rotated when working in confined spaces

Quick change system drill bit adaptor

Toolless quick change for G 1/2" drill bits

Connection for external water supply

Ideal solution for serial drillings

11-part set (No. FF40150) includes: drill motor RODIADRILL Ceramic (No. FF40150), 1 high speed plus drill bit each Ø 6–8–10 mm (No. FF44806, FF44808, FF44810), 3 × quick change adapter (No. FF35751), spanners sizes 24 and 27 (No. FF70024, FF70027), hexagonal key (No. 321523), ROCASE 6414 (No. 1300003336), ROCASE inlay (No. 1300005582)

Model

RODIADRILL Ceramic Set Drill bits 6–8–10 mm, 230 V

Weight


3.400 kg

PU

1

No.


FF40150



No. FF3571




No. FF35028



No. FF35301



No. FF35302



High Speed Plus Natural Stone



No. FF35700

Accessories

Page

No.

Quick change adaptor		FF35751
Pressurized water container 10l	63	FF35028
Special water supply hose	63	FF35301

Accessories

Page

No.

Water supply hose with "aqua-stop"	63	FF35302
HSP Nature stone drill bits	57	
Water collecting ring, stationary	64	FF35700



Technical Data

Input power	800–1,150 W
Voltage	230 V
Output power	800–1,150 W
Speed	3,600 rpm
Speed 2-gear	6,400 rpm
Number of courses	2
Drilling area concrete	40 mm
Drilling area masonry	40 mm
Power	230 V
Current type	3.6 A



"Aqua-stop button"—water pressure valve with quantity adjustment

Perfectly regulated flow of the water quantity

RODIACUT 150 / RODIADRILL 160

RODIACUT 150 drill stand with combination drill mounting plate and RODIADRILL 160 drill motor for drilling Ø 10–132 mm (Ø 162 mm) in reinforced concrete

RODIADRILL 160:

Ø 10–132 mm for stationary wet drilling in (reinforced) concrete,
Ø 10–82 mm for hand-operated wet drilling in (reinforced) concrete,
Ø 10–162 mm for hand-operated dry drilling in masonry

Application Benefits

- Drill angle adjustments from -15° up to +45°, in 2.5° steps adjustable
- One tool for all settings on the drill stand
- 2 leveling indicators included 4 adjustment screws for fast and precise alignment of the drill stand
- Lightweight aluminum construction allows a one man operation of the drilling system
- Fully-equipped drill stand including Borehole centre indicator, drill depth stop and a scale for easier application

Model	Weight	PU	No.
RODIACUT 150 / RODIADRILL 160	16.500 kg	1	FF34150
RODIACUT 150	9.700 kg	1	FF30150
RODIADRILL 160	6.800 kg	1	FF40165

RODIACUT 150 / RODIADRILL 200

RODIACUT 150 drill stand with combination drill mounting plate and RODIADRILL 200 drill motor for drilling Ø 10–132 mm (Ø 162 mm) in reinforced concrete

RODIADRILL 200:

Ø 10–132 mm for stationary wet drilling in (reinforced) concrete,
Ø 10–82 mm for hand-operated wet drilling in (reinforced) concrete,
Ø 10–162 mm for hand-operated dry drilling in masonry

Application Benefits

- Drill angle adjustments from -15° up to +45°, in 2.5° steps adjustable
- One tool for all settings on the drill stand
- 2 leveling indicators included 4 adjustment screws for fast and precise alignment of the drill stand
- Lightweight aluminum construction allows a one man operation of the drilling system
- Fully-equipped drill stand including Borehole centre indicator, drill depth stop and a scale for easier application

Model	Weight	PU	No.
RODIACUT 150 / RODIADRILL 200	16.900 kg	1	FF34160
RODIACUT 150	9.700 kg	1	FF30150
RODIADRILL 200	7.200 kg	1	FF40220

**Technical Data**

Input power	1,400 W
Output power	2,000 W
Speed	1,570 rpm
Drilling stroke	430 mm
Drilling area concrete	132 mm
Drilling area masonry	162 mm



3 applications with one device!

**Technical Data**

Input power	2,000 W
Output power	2,700 W
Speed	3,200 rpm
Drilling stroke	430 mm
Drilling area concrete	132 mm
Drilling area masonry	162 mm



3 applications with one device!

RODIADRILL 160

Drill motor

RODIADRILL 160:

Ø 10–132 mm for stationary wet drilling in (reinforced) concrete,
 Ø 10–82 mm for hand-operated wet drilling in (reinforced) concrete,
 Ø 10–162 mm for hand-operated dry drilling in masonry

Application Benefits

- Safety for motor and user through integrated mechanical sliding clutch, electronically controlled overload cut-off and PRCD circuit breaker
- Optimum drilling progress through electronically controlled soft start and LED display
- In the event of overload cut-off the motor is immediately ready after restarting
- Low operating costs due to maintenance-friendly head

Model	Weight	PU	No.
RODIADRILL 160	6.800 kg	1	FF40165



Technical Data

Input power	1,400 W
Output power	2,000 W
Speed	1,570 rpm

RODIADRILL 200

Drill motor

RODIADRILL 200:

Ø 10–200 mm for stationary wet drilling in reinforced concrete,
 Ø 10–225 mm for stationary dry drilling in masonry,
 Ø 10–82 mm for hand-operated wet drilling in reinforced concrete,
 Ø 10–250 mm for hand-operated dry drilling in masonry

Application Benefits

- Safety for motor and user through integrated mechanical sliding clutch, electronically controlled overload cut-off and PRCD circuit breaker
- Optimum drilling progress through electronically controlled soft start and LED display
- In the event of overload cut-off the motor is immediately ready after restarting
- Low operating costs due to maintenance-friendly head

Model	Weight	PU	No.
RODIADRILL 200	7.200 kg	1	FF40220




Technical Data


Input power	2,200 W
Output power	2,700 W
Speed	3,200 U / min




No. FF40150




No. 1000003978



No. FF35028



No. FF35700



No. FF35200



No. FF40056



SPEED STAR DX



DX High Speed Plus

Accessories	Page	No.
RODIADRILL Ceramic	51	FF40150
Pressurized water container 10l	63	FF35028
Vacuum pump RODIA-VAC	62	FF35200

Accessories	Page	No.
RODIA DRY CLEANER 1600	65	1000003978
Water collecting ring, stationary	64	FF35700
Drill bits	57–61	

RODIACUT 250 / RODIADRILL 200

RODIACUT 250 drill stand with combination drill mounting plate and RODIADRILL 200 drill motor for drilling Ø 10-200 mm (Ø 250 mm) in reinforced concrete

RODIADRILL 200:

Ø 10-200 mm for stationary wet drilling in reinforced concrete,
Ø 10-225 mm for stationary dry drilling in masonry,
Ø 10-82 mm for hand-operated wet drilling in reinforced concrete,
Ø 10-250 mm for hand-operated dry drilling in masonry

**Technical Data**

Input power	2,000 W
Output power	2,700 W
Speed	3,200 rpm
Drilling stroke	430 mm
Drilling area concrete	200 mm
Drilling area masonry	200 mm

Application Benefits

- Drill angle adjustments from -15° up to +45°, in 2.5° steps adjustable
- One tool for all settings on the drill stand
- 2 leveling indicators included 4 adjustment screws for fast and precise alignment of the drill stand
- Lightweight aluminum construction allows a one man operation of the drilling system
- Fully-equipped drill stand including Borehole centre indicator, drill depth stop and a scale for easier application

4 applications with one device!



Model	Weight	PU	No.
RODIACUT 250 / RODIADRILL 200	26.600 kg	1	FF34200
RODIACUT 250	14.500 kg	1	FF30250
RODIADRILL 200	7.200 kg	1	FF40220

RODIACUT 250 / RODIADRILL 500

RODIACUT 250 drill stand with combination drill mounting plate and RODIADRILL 500 drill motor for drilling Ø 32-250 mm in reinforced concrete

RODIADRILL 500:

Ø 32-250 mm for stationary wet drilling in reinforced concrete,
Ø 32-250 mm for stationary dry drilling in masonry



2 applications with one device!

**Application Benefits**

- Drill angle adjustments from -15° up to +45°, in 2.5° steps adjustable
- One tool for all settings on the drill stand
- 2 leveling indicators included 4 adjustment screws for fast and precise alignment of the drill stand
- Lightweight aluminum construction allows a one man operation of the drilling system
- Fully-equipped drill stand including Borehole centre indicator, drill depth stop and a scale for easier application

Model	Weight	PU	No.
RODIACUT 250 / RODIADRILL 500	31.400 kg	1	FF34260
RODIACUT 250	14.500 kg	1	FF30250
RODIADRILL 500	12.100 kg	1	FF40400

RODIADRILL 200**Drill motor****RODIADRILL 200:**

Ø 10–200 mm for stationary wet drilling in reinforced concrete,
 Ø 10–225 mm for stationary dry drilling in masonry,
 Ø 10–82 mm for hand-operated wet drilling in reinforced concrete,
 Ø 10–250 mm for hand-operated dry drilling in masonry

Application Benefits

- Safety for motor and user through integrated mechanical sliding clutch, electronically controlled overload cut-off and PRCD circuit breaker
- Optimum drilling progress through electronically controlled soft start and LED display
- In the event of overload cut-off the motor is immediately ready after restarting
- Low operating costs due to maintenance-friendly head



2

Model	Weight	PU	No.
RODIADRILL 200	7.200 kg	1	FF40220

Technical Data

Input power	2,200 W
Output power	2,700 W
Speed	3,200 U/min

RODIADRILL 500**Drill motor****RODIADRILL 500**

Ø 32–400 mm for stationary wet drilling in concrete,
 Ø 32–400 mm for stationary dry drilling in masonry

Application Benefits

- Safety for motor and user due to integrated mechanical slipping clutch, electronically controlled overload cut-off and PRCD switch
- Optimum drilling progress due to electronically controlled soft start and LED display
- In the event of overload shutdown, the motor is immediately ready for use again after restarting
- Low operating costs due to easy-to-maintain rinsing head




Model	Weight	PU	No.
RODIADRILL 500	12.100 kg	1	FF40400

Technical Data

Input power	3,000 W
Output power	4,000 W
Speed	785 rpm




No. FF40150




No. 1000003978



No. FF35028



No. FF35700



No. FF35200



No. FF40056



SPEED STAR DX



DX High Speed Plus

Accessories	Page	No.
RODIADRILL Ceramic	51	FF40150
Pressurized water container 10l	63	FF35028
Vacuum pump RODIA-VAC	62	FF35200

Accessories	Page	No.
RODIA DRY CLEANER 1600	65	1000003978
Water collecting ring, stationary	64	FF35700
Drill bits	57–61	

RODIACUT 400 / RODIADRILL 500

RODIACUT 400 drill stand with combination drill mounting plate and RODIADRILL 500 drill motor for drilling Ø 32-400 (500)¹ mm in reinforced concrete

2 applications in one unit:

Ø 32-400 mm for stationary wet drilling in (reinforced) concrete,
Ø 32-400 mm for stationary dry drilling in masonry

Application Benefits

- Drill angle adjustments from -15° up to +45°, in 2.5° steps adjustable
- Exchangeable guide rail

2 applications with one device!

Distance plate optional (No. FF35136)

To enlarge the drill hole diameter from Ø 400 to 500 mm with RODIACUT 400 PRO



Technical Data

Input power	3,000 W
Output power	4,000 W
Drilling stroke	430 mm
Drilling area concrete	400 mm
Drilling area masonry	400 mm

4 × roll guides

Precise and low vibration operation, flexible use / module concept

Drill angle adjustments

Adjustable from -15° up to +45° in 2.5° steps

Rubber transport wheels

Quick and easy transport on the building site

Set (No. FF34500) includes: drill stand RODIACUT 400 PRO (No. FF30030), drill motor RODIADRILL 500 (No. FF40400), tool bag (No. FF70001), spanner SW19 DIN895 (No. FF70019N), spanner SW24 DIN894 (No. FF70024), spanner SW32 DIN894 (No. FF70032), spanner SW41 DIN894 (No. FF70041), concrete fixing-set (No. FF35120), water supply hose + adaptor for Gardena coupling (No. FF35302), hammer drill SDS Plus 15 × 160 mm (No. 111429), copper ring 1.1/4" (No. FF35190), instruction manual drill stand RODIACUT 400 PRO (No. 1300002467), instruction manual RODIADRILL 500 (No. 1300002468), earplugs SaveRave (No. 4100000439), rubberized gloves (No. 4100000443), safety goggles HC/AF (No. 4100000441)

Model	Weight	PU	No.
Drill system RODIACUT 400 RODIADRILL 500	40.500 kg	1	FF34500
Drill system RODIACUT 400 RODIADRILL 500	28.400 kg	1	FF30030
Drill system RODIACUT 400 RODIADRILL 500	12.100 kg	1	FF40400



No. FF35029



No. FF35028



No. FF35190



No. FF35120



Extensions



SPEED STAR DX



DX High Speed Plus

Accessories

	Page	No.
Pressurized water container 10l	63	FF35028
Fixing set	62	FF35120
Drill bits	57-61	

Accessories

	Page	No.
Distance plate 60 mm		FF35136
Copper rings 1.1/4"	63	FF35190
Extensions for drill bits	64	

High Speed Plus Natural Stone

Soldered diamond core wet cutting drill bit between Ø 6–67 mm for extremely hard materials

Special wet drill bits for drilling in natural stone, granite, marble, (double) baked brick, masonry, (reinforced) concrete, glass or hollow brickwork from Ø 6–67 mm.

Typical areas of application are HVAC&R, plumbing and electronic installations, old building renovations, laying tile, stairs and railing installation, air-conditioning technology, garden and landscaping

Application Benefits

- Extremely easy cuts, very long service life through 9 mm high segments
- Suitable for all ROTHENBERGER drilling machines
- Balanced rotation reduces wear
- Drilling even through material combinations possible
- Drill holes on the seam or edge of material possible with the use of diamond rings
- Conventional G 1/2" threaded attachments

Suitable for all other drilling systems with G 1/2" and 1.1/4" UNC!



Technical Data

Drill bits	Segments
Ø 6–40 mm	Ring segments
Ø 45–67 mm ¹	4–6

1) Single segment mounting from Ø 45 mm

9 mm high segments with high diamond concentration

Extremely easy cutting, very long service life in granite tiles



Overwound drill bits

Balanced rotation reduces wear

Threaded adaptor G 1/2"

Suitable for all other ROTHENBERGER drilling machines

Drilling of the hardest materials



Reinf. concrete



Marble



Granite



Green granite



Hollow brickwork



Masonry



Aerated concrete



Asphalt



Suitable for



RD 160

RD Ceramic



RD 200

Model	Weight	PU	Adaptor G 1/2" No.
High Speed Plus natural stone G1/2", D = 6,3 mm, NL = 55 mm	0.170 kg	1	FF44806
High Speed Plus natural stone G1/2", D = 8,3 mm, NL = 55 mm	0.170 kg	1	FF44808
High Speed Plus natural stone G1/2", D = 10 mm, NL = 55 mm	0.170 kg	1	FF44810
High Speed Plus natural stone G1/2", D = 12 mm, NL = 125 mm	0.190 kg	1	FF44812
High Speed Plus natural stone G1/2", D = 14 mm, NL = 125 mm	0.200 kg	1	FF44814
High Speed Plus natural stone G1/2", D = 15 mm, NL = 125 mm	0.200 kg	1	FF44815
High Speed Plus natural stone G1/2", D = 16 mm, NL = 125 mm	0.190 kg	1	FF44816
High Speed Plus natural stone G1/2", D = 20 mm, NL = 125 mm	0.220 kg	1	FF44820

Core drilling

Core drill bits

High Speed Plus Natural Stone

Model	Weight	PU	Adaptor G 1/2" No.
High Speed Plus natural stone G1/2", D = 22 mm, NL = 125 mm	0.220 kg	1	FF44822
High Speed Plus natural stone G1/2", D = 24 mm, NL = 125 mm	0.220 kg	1	FF44824
High Speed Plus natural stone G1/2", D = 30 mm, NL = 125 mm	0.250 kg	1	FF44830
High Speed Plus natural stone G1/2", D = 32 mm, NL = 125 mm	0.250 kg	1	FF44832
High Speed Plus natural stone G1/2", D = 35 mm, NL = 125 mm	0.290 kg	1	FF44835
High Speed Plus natural stone G1/2", D = 40 mm, NL = 125 mm	0.340 kg	1	FF44840
High Speed Plus natural stone G1/2", D = 50 mm, NL = 125 mm	0.600 kg	1	FF44850
High Speed Plus natural stone G1/2", D = 55 mm, NL = 125 mm	0.570 kg	1	FF44855
High Speed Plus natural stone G1/2", D = 60 mm, NL = 125 mm	0.720 kg	1	FF44860
High Speed Plus natural stone G1/2", D = 67 mm, NL = 125 mm	0.790 kg	1	FF44867

DX-HIGH SPEED Plus universal drill bits

Space welding universal wet and dry drill bits Ø 20–300 mm

Wet and dry drill bits for drilling in reinforced concrete, asphalt, masonry as well as lime sand brick for Ø 20–300 mm
Typical areas of application are HVAC&R and electronic installations, old building renovations, building industry, air-conditioning technology, garden and landscaping

Application Benefits

- Extremely easy cutting, safe cut in hand-operated use
- Faster cutting progress and extremely long service life
- Suitable for all other ROTHENBERGER drilling machines
- Balanced rotation reduces wear

Highest service life and universal application!



Technical Data

Drill bits	Segments G 1/2"	Segments G 1.1/4"
Ø 20–40 mm	1	○
Ø 30–62 mm	○	1–6
Ø 42–62 mm	4–6	○
Ø 72–92 mm	7–8	7–8
Ø 102–152 mm	8–11	9–12
Ø 162–182 mm	○	12–14
Ø 200–300 mm	○	14–20

Extremely easy cuts, safe cuts in hand operated use

Special segment mix

Quicker drilling progress and extremely long service life



Space welding

Allows wet and dry use

Overwound drill bits

Balanced rotation reduces wear

Threaded adaptor G 1/2" and 1.1/4" UNC

Suitable for all other ROTHENBERGER drilling machines



¹ When used as a dry drill, we recommend: RODIA DW CLEANER M (No. 1000003978)

Hollow brickwork

Marble

Reinf. concrete

Masonry

Pavement

Lime sand brick



DX-HIGH SPEED Plus universal drill bits



Suitable for all other drilling systems with G 1/2" and 1.1/4" UNC!

Model	Weight	PU	Adaptor G 1/2" No.
DX High Speed Plus G1/2", D = 20 mm, NL = 300 mm	0.500 kg	1	FF44620
DX High Speed Plus G1/2", D = 30 mm, NL = 300 mm	0.600 kg	1	FF44630
DX High Speed Plus G1/2", D = 40 mm, NL = 300 mm	0.700 kg	1	FF44640
DX High Speed Plus G1/2", D = 52 mm, NL = 300 mm	0.895 kg	1	FF44650
DX High Speed Plus G1/2", D = 62 mm, NL = 300 mm	1.160 kg	1	FF44660
DX High Speed Plus G1/2", D = 72 mm, NL = 300 mm	1.420 kg	1	FF44670
DX High Speed Plus G1/2", D = 82 mm, NL = 300 mm	1.600 kg	1	FF44680
DX High Speed Plus G1/2", D = 92 mm, NL = 300 mm	1.900 kg	1	FF44690
DX High Speed Plus G1/2", D = 102 mm, NL = 300 mm	2.180 kg	1	FF44700
DX High Speed Plus G1/2", D = 112 mm, NL = 300 mm	2.400 kg	1	FF44710
DX High Speed Plus G1/2", D = 122 mm, NL = 300 mm	2.600 kg	1	FF44720
DX High Speed Plus G1/2", D = 132 mm, NL = 300 mm	2.900 kg	1	FF44730

Model	Weight	PU	Adaptor G 1.1/4" No.
DX High Speed Plus G1.1/4", D = 32 mm, NL = 430 mm	0.700 kg	1	FF44030
DX High Speed Plus G1.1/4", D = 40 mm, NL = 430 mm	1.200 kg	1	FF44040
DX High Speed Plus G1.1/4", D = 52 mm, NL = 430 mm	1.600 kg	1	FF44050
DX High Speed Plus G1.1/4", D = 62 mm, NL = 430 mm	1.900 kg	1	FF44060
DX High Speed Plus G1.1/4", D = 72 mm, NL = 430 mm	2.300 kg	1	FF44070
DX High Speed Plus G1.1/4", D = 82 mm, NL = 430 mm	2.600 kg	1	FF44080
DX High Speed Plus G1.1/4", D = 92 mm, NL = 430 mm	3.000 kg	1	FF44090
DX High Speed Plus G1.1/4", D = 102 mm, NL = 430 mm	3.400 kg	1	FF44100
DX High Speed Plus G1.1/4", D = 112 mm, NL = 430 mm	3.800 kg	1	FF44110
DX High Speed Plus G1.1/4", D = 122 mm, NL = 430 mm	4.180 kg	1	FF44120
DX High Speed Plus G1.1/4", D = 125 mm, NL = 430 mm	4.300 kg	1	FF44125
DX High Speed Plus G1.1/4", D = 132 mm, NL = 430 mm	4.600 kg	1	FF44130
DX High Speed Plus G1.1/4", D = 142 mm, NL = 430 mm	5.000 kg	1	FF44140
DX High Speed Plus G1.1/4", D = 152 mm, NL = 430 mm	6.400 kg	1	FF44150
DX High Speed Plus G1.1/4", D = 162 mm, NL = 430 mm	7.000 kg	1	FF44160
DX High Speed Plus G1.1/4", D = 172 mm, NL = 430 mm	7.500 kg	1	FF44170
DX High Speed Plus G1.1/4", D = 182 mm, NL = 430 mm	8.000 kg	1	FF44180
DX High Speed Plus G1.1/4", D = 200 mm, NL = 430 mm	9.000 kg	1	FF44200
DX High Speed Plus G1.1/4", D = 220 mm, NL = 430 mm	11.400 kg	1	FF44220
DX High Speed Plus G1.1/4", D = 250 mm, NL = 430 mm	13.600 kg	1	FF44250
DX High Speed Plus G1.1/4", D = 300 mm, NL = 430 mm	19.300 kg	1	FF44300

SPEED STAR DX

Space welding wet and dry drill bits between Ø 10–500 mm

Wet and dry drill bits for asphalt, masonry as well as natural and artificial stone between Ø 10–500 mm

Typical areas of application are HVAC&R, plumbing, old building renovations, building industry, air-conditioning technology, gardening and landscaping

Application Benefits

- Extremely easy cuts, safe cut in hand-operated use
- Balanced rotation reduces wear
- Suitable for all other ROTHENBERGER drilling machines
- Standard lengths 400 / 500 mm, special lengths available on request
- Conventional G 1/2" and 1.1/4" UNC threaded adaptors



Technical Data

Drill bits	Segments
Ø 10–38 mm	1
Ø 40–55 mm	1–6
Ø 56–102 mm	6–8
Ø 107–142 mm	9–11
Ø 142–182 mm	11–14
Ø 182–250 mm	14–16
Ø 300–500 mm	16–26

Special drill bits for asphalt, pavement as well as special lengths up to 1,000 mm available upon request !




PRISMACUT
For better drill behaviour

Extremely high diamond concentration
Faster drilling progress



Overwound drill bits
Balanced rotation reduces wear

Threaded adaptor G 1/2" and 1.1/4" UNC
Suitable for all other ROTHENBERGER drilling machines



¹ When used as a dry drill, we recommend: RODIA DW CLEANER M (No. 1000003978)

Model	Weight	PU	Adaptor G 1/2" No.
SPEED STAR DX, G1/2", D = 10 mm, NL = 400 mm	0.320 kg	1	FF00610
SPEED STAR DX, G1/2", D = 12 mm, NL = 400 mm	0.315 kg	1	FF00612
SPEED STAR DX, G1/2", D = 16 mm, NL = 400 mm	0.360 kg	1	FF00616
SPEED STAR DX, G1/2", D = 18 mm, NL = 400 mm	0.365 kg	1	FF00618
SPEED STAR DX, G1/2", D = 20 mm, NL = 400 mm	0.435 kg	1	FF00620
SPEED STAR DX, G1/2", D = 25 mm, NL = 400 mm	0.470 kg	1	FF00625
SPEED STAR DX, G1/2", D = 32 mm, NL = 400 mm	0.590 kg	1	FF00632
SPEED STAR DX, G1/2", D = 40 mm, NL = 400 mm	0.780 kg	1	FF00640
SPEED STAR DX, G1/2", D = 46 mm, NL = 400 mm	0.835 kg	1	FF00645
SPEED STAR DX, G1/2", D = 52 mm, NL = 400 mm	0.980 kg	1	FF00650
SPEED STAR DX, G1/2", D = 56 mm, NL = 400 mm	1.330 kg	1	FF00655

SPEED STAR DX



Suitable for all other drilling systems with G 1/2" and 1.1/4" UNC!



2

Model	Weight	PU	Adaptor G 1/2" No.
SPEED STAR DX, G1/2", D=66 mm, NL=400 mm	1.300 kg	1	FF00665
SPEED STAR DX, G1/2", D=76 mm, NL=400 mm	1.900 kg	1	FF00675
SPEED STAR DX, G1/2", D=82 mm, NL=400 mm	2.070 kg	1	FF00680
SPEED STAR DX, G1/2", D=102 mm, NL=400 mm	2.510 kg	1	FF00700
SPEED STAR DX, G1/2", D=112 mm, NL=400 mm	2.940 kg	1	FF00710
SPEED STAR DX, G1/2", D=132 mm, NL=400 mm	3.470 kg	1	FF00730

Model	Weight	PU	Adaptor G 1.1/4" No.
SPEED STAR DX 1.1/4" UNC, D=25 mm, NL=430 mm	0.860 kg	1	FF00025
SPEED STAR DX 1.1/4" UNC, D=30 mm, NL=430 mm	0.950 kg	1	FF00030
SPEED STAR DX 1.1/4" UNC, D=46 mm, NL=430 mm	1.180 kg	1	FF00045
SPEED STAR DX 1.1/4" UNC, D=52 mm, NL=430 mm	1.650 kg	1	FF00050
SPEED STAR DX 1.1/4" UNC, D=56 mm, NL=430 mm	1.750 kg	1	FF00055
SPEED STAR DX 1.1/4" UNC, D=66 mm, NL=430 mm	2.020 kg	1	FF00065
SPEED STAR DX 1.1/4" UNC, D=76 mm, NL=430 mm	2.420 kg	1	FF00075
SPEED STAR DX 1.1/4" UNC, D=102 mm, NL=430 mm	3.270 kg	1	FF00100
SPEED STAR DX 1.1/4" UNC, D=112 mm, NL=430 mm	3.710 kg	1	FF00110
SPEED STAR DX 1.1/4" UNC, D=122 mm, NL=430 mm	4.020 kg	1	FF00120
SPEED STAR DX 1.1/4" UNC, D=132 mm, NL=430 mm	5.150 kg	1	FF00130
SPEED STAR DX 1.1/4" UNC, D=142 mm, NL=430 mm	5.470 kg	1	FF00140
SPEED STAR DX 1.1/4" UNC, D=152 mm, NL=430 mm	6.020 kg	1	FF00150
SPEED STAR DX 1.1/4" UNC, D=162 mm, NL=430 mm	6.620 kg	1	FF00160
SPEED STAR DX 1.1/4" UNC, D=200 mm, NL=430 mm	8.550 kg	1	FF00200
SPEED STAR DX 1.1/4" UNC, D=250 mm, NL=430 mm	12.130 kg	1	FF00250
SPEED STAR DX 1.1/4" UNC, D=280 mm, NL=430 mm	17.600 kg	1	FF00280
SPEED STAR DX 1.1/4" UNC, D=300 mm, NL=430 mm	19.300 kg	1	FF00300
SPEED STAR DX 1.1/4" UNC, D=350 mm, NL=430 mm	21.000 kg	1	FF00350
SPEED STAR DX 1.1/4" UNC, D=500 mm, NL=430 mm	39.100 kg	1	FF00500

Core drilling

Core drilling accessories / Core drill bits

Vacuum pump RODIA-VAC

This vacuum pump is suitable for all diamond core drilling units. An extraction tank prevents the vacuum plate from loosening quickly during a sudden power failure. Oil-free vacuum pump with pressure gauge.



1.1 kW motor power 85% Vacuum
200 l/min extraction volume

10 l extraction tank

Safety during power failure

Drill stand can only be mounted with a combination of vacuum plate and vacuum set!



Model	Weight	PU	No.
RODIA-VAC incl. 10 l Tank, 230V	20.000 kg	1	FF35200

Quick clamping column

Toolless and reliable bracing between floor and wall or wall and wall. Maximum operation range from 1.7 m up to 3.0 m with a load capacity up to 500 kg with sideway guidance.



Model	Weight	PU	No.
Quick Clamping Column, operation 1.7 to 3.0 m	9.000 kg	1	FF35015

Special diamond drills for tiles and natural stone



For use when hammer drills can not do the job. Various material combinations, such as tiles on concrete, can be easily drilled without damage.

Special diamond drills

For tiles and natural stone



Model	Weight	PU	No.
High Speed Plus natural stone G1/2", D = 15 mm, EL = 125 mm	0.200 kg	1	FF44815
High Speed Plus natural stone G1/2", D = 20 mm, EL = 125 mm	0.220 kg	1	FF44820

Vacuum sets



Model	Weight	PU	No.
Vacuum Set for RODIACUT 202DWS/270C	1.115 kg	1	FF35740
Vacuum set for RODIACUT 131/170-C	1.100 kg	1	FF35710

Fixing set concrete / masonry



Set (No. FF35120) includes: knurled thread rod type G-B 160 mm, screw thread M 12 / 20 mm (No. FF35129), U-washer (No. FF70166), winged nut M 12 (No. FF55150), 25 x drive-in anchor M 12 (No. FF35122) and drive-in iron (No. FF35128)

Set (No. FF35121) includes: knurled thread rod type G-M 280 mm, screw thread M 12 / 85 mm (No. FF35130), U-washer (No. FF70166), winged nut M 12 (No. FF55150), hexagonal nut M12 (No. FF70167), 5 x Rawl anchor M 12 (reusable) (No. FF35126) and drive-in iron (No. FF35128)

Model	Weight	PU	No.
Fixing set concrete	1.000 kg	1	FF35120
Fixing set masonry	1.100 kg	1	FF35121

Thread interfaces

Between motor connection and drill bit



Model	Weight	PU	No.
Thread adaptor 1.1/4" UNC(I) to G1/2"(I)	0.700 kg	1	FF35095
Thread adaptor G1/2" to 1.1/4" UNC	0.500 kg	1	FF35080

Copper rings

Levels out the unevenness between motor connection and drill bit. Easy loosening prevents drill bits from getting stuck on the driveshaft.



Model	Weight	PU	No.
Copper rings 1.1/4"	0.050 kg	1	FF35190

SDS-plus hammer drill

For drilling in granite, concrete, concrete reinforcement, clinker, stone, masonry and marble



Model	Weight	PU	No.
SDS-plus hammer drill 15 x 160 mm	0.160 kg	1	111429
SDS-plus hammer drill 20 x 450 mm	0.060 kg	1	111450

Water supply

The sturdy 10 liter pressurized water container made of steel is perfectly suited for individual drilling. When drilling large diameters or series drillings, the fully submersible RODIAPUMP enables a mobile supply of water from buckets or other containers up to a delivery height of 5 meters using a 1" water hose.

Application Benefits

- Robust steel tank designed for a long service life
- Pressure gauge with display, ideal for setting the water pressure
- 2.5 meters connection hose with quick-connect coupling, drip-free connection to drilling motors
- 10 liters of water, can support 3-4 drilling
- Metal hose connection



Model	Weight	PU	No.
Pressurized water container capacity 10 l	5.500 kg	1	FF35028
Water supply for RODIADRILL	0.200 kg	1	FF35301
Water supply hose with Aqua-Stop	0.111 kg	1	FF35302

Water extraction systems

The dirty cooling water is extracted in connection with a wet and dry vacuum (No. 1000003978)

Application Benefits

- Fast, tool-free attachment to the RODIACUT 150 / 250 drill stand, thanks to integrated metal clamps
- Replaceable rubber membranes serve as splash protection, ideal for different drill bit dimensions
- Sealing rubber at the bottom of the water suction ring ensures tightness and thus leakage protection



No. FF35700



No. FF35730

Model	Weight	PU	No.
Water collection ring for RODIACUT 131 DWS, 150 and 170 C stationary, up to Ø 132 mm	1.200 kg	1	FF35700
Water collection ring for RODIACUT 202 DWS, 250 and 270 C stationary, up to Ø 200 mm	2.500 kg	1	FF35730

Extensions for drill bits 1.1/4" UNC

The robust steel extensions can be used to quickly increase the drilling depth. Extensions with the same coupling can be linked together

Application Benefits

- Easy extension of the drilling depth
- High-quality and robust steel design



Model	Weight	PU	No.
1.1/4" UNC, EL = 100 mm	1.000 kg	1	FF35060
1.1/4" UNC, EL = 200 mm	2.000 kg	1	FF35065
1.1/4" UNC, EL = 300 mm	2.950 kg	1	FF35070
1.1/4" UNC, EL = 500 mm	5.120 kg	1	FF35075

Extensions for drill bits G 1/2"

With this high-quality and robust drill bit extension made of steel and a threaded connection G 1/2", the drilling depth can be extended safely and reliably. All commercially available drill bits with this connection can use this extension.

Application Benefits

- Easy extension of the drilling depth
- High-quality and robust steel design



Model	Weight	PU	No.
G 1/2", EL = 100 mm	0.400 kg	1	FF35040
G 1/2", EL = 200 mm	0.900 kg	1	FF35045
G 1/2", EL = 300 mm	1.400 kg	1	FF35050
G 1/2", EL = 500 mm	2.400 kg	1	FF35055

RODIADUST

Universal adaptor for wet drilling machines for dust-free dry drilling

Provides optimum extraction results in conjunction with RODIA DW CLEANER M (No. 1000003978) and increases the drilling process, prevents jamming of drill bit and reduces segment wear.

Application Benefits

- Adaptor for drill bits 1.1/4" UNC for dust-free dry drilling in connection with dry vacuum cleaner and drill
- Reduces bit jamming and increases drilling progress
- Different vacuum cleaner connections possible via adapter piece



Model	Weight	PU	No.
RODIADUST 1.1/4" UNC	1.900 kg	1	FF40056
RODIADUST M 30 x 2	1.000 kg	1	FF40057

RODIA DW CLEANER M

Especially good in combination with RODIADRILL 1800 DRY or the suction system RODIADUST from ROTHENBERGER. Optimum suction results and increases work progress, prevents tool jamming and reduces wear

**Constant extraction power!
Automatic filter-cleaning function!**

Application Benefits

- Compact wet and dry extraction unit with 4 casters for easy operation
- Dust protection class M for high cleaning efficiency
- High cleaning efficiency due to 2 polyester filter cassettes with up to 99.9% dust retention capacity
- High ease of use due to enormous working radius of 13 meters, 8 meters power cord and 5 meters suction hose
- Special suction hose, very robust and resistant in the daily works
- Automatic shaking of the filter cassettes ensures constant suction power
- Volume flow regulator and automatic socket for optimal ease of use

Technical Data

Voltage	240 V
Sound power level (LwA)	69 dB(A)
Power	1,600 W
Hose length	5 m

2

Separate automatic outlet

Adaptor for further electric tools

High cleaning efficiency

2 polyester-filter cassettes with 99.9% dust retention

Dust protection class M

Allows working with hazardous dusts with a limit value $> 1 \text{ mg/m}^3$

User comfort with a wide operating range

5 m long suction hose and 8 m long AC power cord



Model	Weight	PU	No.
RODIA DW CLEANER M	12.200 kg	1	1000003978








Bending





System overview	68-69
Manual	
Bender one-handed	70-72
Bending pliers	73-74
Tube bending springs CU	75
Internal bending springs MLP	75
Vice bender	76-77
Manuell hydraulic	
Bender, manual hydraulic	78-79
Electro hydraulic	
Bender, electro hydraulic	80-81
Electro	
Bender, electric	82-84
Bending tables	86-89

3

Push bending

	TUBE BENDER	TUBE BENDER MAXI	TUBE BENDER MAXI MLP
			
Method	Manual 90°	Manual 90°	Manual 90°
Working range: Copper	Ø 5–12 mm (1/4–1/2") -Ø1 mm, soft	Ø 12–22 mm (3/8–7/8") -Ø1 mm, soft	○
Working range: Aluminium	Ø 5–12 mm (1/4–1/2") -Ø1 mm, soft	Ø 12–22 mm (3/8–7/8") -Ø1 mm, soft	○
Working range: Precision steel	Ø 5–12 mm (1/4–1/2") -Ø1 mm, soft	Ø 12–22 mm (3/8–7/8") -Ø1 mm, soft	○
Working range: Stainless steel	○	○	○
Working range: MLP	○	Ø 14–26 mm (5/8–7/8") -Ø3 mm	Ø 14–32 mm (1/4–1/2") -Ø3 mm
Page	70	71	72

Pull bending

	Standard bending plier	MULTIBEND	MINIBEND	Standard bender 180°
				
Method	Manual 90°	Manual 180°	Manual 180°	Manual 180°
Working range: Copper	Ø 12–22 mm -Ø1 mm, semi-hard	Ø 10–18 mm (1/4–5/8") -Ø1 mm, soft	Ø 6–10 mm (1/4–3/8") -Ø1 mm, soft	Ø 6–18 mm (1/4–5/8") -Ø1 mm, soft
Working range: Aluminium	○	Ø 10–18 mm (1/4–5/8") -Ø1 mm, soft	Ø 6–10 mm (1/4–3/8") -Ø1 mm, soft	Ø 6–18 mm (1/4–5/8") -Ø1 mm, soft
Working range: Precision steel	○	Ø 10–18 mm (1/4–5/8") -Ø1 mm, soft	Ø 6–10 mm (1/4–3/8") -Ø1 mm, soft	Ø 6–18 mm (1/4–5/8") -Ø1 mm, soft
Working range: Stainless steel	○	○	○	○
Working range: MLP	○	○	○	○
Page	73	73	74	74

Push bending

ROBULL Typ E

ROBULL Typ ME



Method	Manual hydraulic 90°	Elektro hydraulic 90°
Working range: Copper	○	○
Working range: Aluminium	○	○
Working range: Precision steel	Ø 3/8-2"	Ø 3/8-2"
Working range: Stainless steel	○	○
Working range: MLP	○	○
Page	78	80

3

Pull bending

PRO BENDER

ROBEND H+W Plus

ROBEND 4000 E

ROBEND 4000



Method	Manual 180°	Manual 180°	Elektric 180°	Elektric 180°
Working range: Copper	Ø 10-16 mm (3/8-3/4") -⊖1 mm, soft, semi-hard, hard	Ø 8-22 mm (5/16-7/8") -⊖1 mm, soft, semi-hard, hard	Ø 12-35 mm (1/2-1.3/8") -⊖1.6 mm, soft, semi-hard, hard	Ø 12-35 mm (1/2-1.3/8") -⊖1.6 mm, soft, semi-hard, hard
Working range: Aluminium	○	Ø 8-22 mm (5/16-7/8") -⊖1 mm, soft	Ø 12-28 mm (1/2-1.1/8") -⊖2 mm, soft, semi-hard, hard	Ø 12-28 mm (1/2-1.1/8") -⊖2 mm, soft, semi-hard, hard
Working range: Precision steel	○	Ø 10-22 mm (3/8-5/8") -⊖1 mm, soft	Ø 12-28 mm (1/2-1.1/8") -⊖2 mm, soft	Ø 12-28 mm (1/2-1.1/8") -⊖2 mm, soft
Working range: Stainless steel	Ø 10-16 mm (3/8-3/4") -⊖1 mm, soft, semi-hard, hard	Ø 8-22 mm (5/16-7/8") -⊖1 mm	Ø 12-28 mm (1/2-1.1/8") -⊖1.5 mm, soft	Ø 12-28 mm (1/2-1.1/8") -⊖1.5 mm, soft
Working range: MLP	○	○	○	○
Page	73	76	82	84

TUBE BENDER

Manual bending device for bending tubes in dimensions 5-12 mm (1/4-1/2")




Suitable for pipes made of:

Copper (soft) and aluminium: Ø5-12 mm, 1/4-1/2"

Precision steel (soft): Ø5-12 mm, 1/4-1/2"

Application Benefits

- Dimensionally accurate bending even in constrained positions
- Production of overbends, counterbends, floor bends and connecting bends possible in all planes
- Simple and fast change of the bending segment
- Quick release and reset of the bending segment
- One-handed operation due to ergonomic design
- Fast and precise bending



Model	Weight	PU	No.
TUBE BENDER set 5-6-8-10 mm	2.840 kg	1	24131
TUBE BENDER set 6-8-10-12 mm	3.030 kg	1	24132
TUBE BENDER set 8-10-12 mm	2.820 kg	1	24133
TUBE BENDER set 1/4-5/16-3/8-1/2"	2.920 kg	1	24134
TUBE BENDER bare tool without bending segments	0.360 kg	1	766004016
Side shape for TUBE BENDER MAXI 1 piece	0.050 kg	1	24048
Counter-holding plate without side shapes	0.140 kg	1	24049

TUBE BENDER bending segment



Model	Weight	PU	No.
Bending segment for TUBE BENDER 5 mm (3/16")	0.190 kg	1	24001
Bending segment for TUBE BENDER 6 mm (1/4")	0.210 kg	1	R2403200
Bending segment for TUBE BENDER 8 mm (5/16")	0.250 kg	1	R2403300
Bending segment for TUBE BENDER 9 mm	0.360 kg	1	R2403400
Bending segment for TUBE BENDER 10 mm	0.390 kg	1	R2403500
Bending segment for TUBE BENDER 12 mm	0.390 kg	1	24007
Bending segment for TUBE BENDER 3/8"	0.270 kg	1	24006
Bending segment for TUBE BENDER 1/2"	0.390 kg	1	24008

3

TUBE BENDER MAXI

For accurate one-handed bending up to 90°, Ø 12–26 mm (3/8–7/8")

For the bending of pipes made of soft copper and aluminium, coated copper and precision steel pipes as well as multilayered composite pipes. Suitable for pipe made of:

Copper (soft) and aluminium: Ø 10–22 mm, 3/8–7/8"
Copper (coated): Ø 10–18 mm, 3/8–5/8"
Precision steel (soft): Ø 10–22 mm, 3/8–7/8"
MLP (Multilayer): Ø 14–26 mm, 5/8–7/8"

Application Benefits


- Eliminates the cost for bending formers, storage and purchase
- Quick release and reset of the bending segments
- Bending segments are easily exchanged
- Optimum bending results

Optimum bending results

Plastic bending segments and support segments with increased conductivity

Adjustable bending frame

Production of U-bends, counter bends, swan-neck bends and connecting bends possible at all levels



3

Model	Weight	PU	No.
TUBE BENDER MAXI set 12–15–18–22 mm	3.500 kg	1	023020X
TUBE BENDER MAXI set 12–14–16–18–22 mm	3.500 kg	1	023021X
TUBE BENDER MAXI set 3/8–1/2–5/8–3/4–7/8"	3.300 kg	1	023022X
TUBE BENDER MAXI set MLP 14–16–18–20–25 mm	3.300 kg	1	023090X
TUBE BENDER MAXI set MLP 14–16–18–20–26 mm	3.300 kg	1	023091X
TUBE BENDER MAXI bare tool without bracket	1.000 kg	1	766100016
Side shape set for TUBE BENDER MAXI MLP R/L, 14–25 mm	0.500 kg	1	23008
Side shape set for TUBE BENDER MAXI R/L, 12–22 mm (3/8–7/8")	0.100 kg	1	23047



TUBE BENDER Maxi bending segment

Model	Weight	PU	No.	Model	Weight	PU	No.
Bending segment 10 mm	0.080 kg	1	23001	Bending segment 20 mm	0.150 kg	1	23052
Bending segment 12 mm	0.080 kg	1	23002	Bending segment 22 mm	0.170 kg	1	23007
Bending segment 14 mm	0.080 kg	1	23003	Bending segment 3/8"	0.070 kg	1	23010
Bending segment 15 mm	0.090 kg	1	23004	Bending segment 1/2"	0.080 kg	1	23011
Bending segment 16 mm	0.100 kg	1	23005	Bending segment 5/8"	0.100 kg	1	23012
Bending segment 18 mm	0.140 kg	1	23006	Bending segment 3/4"	0.120 kg	1	23013

TUBE BENDER MAXI MLP

One-handed bending tool for precision bending of multi-layered composite pipes (MLP), Ø 14–32 mm


Universal bending tool. Increases safety by reducing the number of joints. Eliminates the costs for bending formers, storage and purchase.

Application Benefits

- Ideal in confined spaces
- Quick release and resetting of bending formers
- Bending formers easily changed
- Optimal bending results
- Reduction of pressure-loss in the unit due to the low cross-sectional constriction as compared to prefabricated form pieces



3



Model	Weight	PU	No.
TUBE BENDER MAXI MLP 14–16–18–20–25–32 mm	4.690 kg	1	23065
TUBE BENDER MAXI MLP 14–16–18–20–26–32 mm	8.300 kg	1	23095



Accessories	Weight	No.	Accessories	Weight	No.
Bending segment 14 × 2.0 mm	0.080 kg	23003	Bending segment 26 × 2.0 mm	0.200 kg	23053
Bending segment 16 × 2.0 mm	0.100 kg	23005	Bending segment 32 × 2.0 mm	0.380 kg	23051
Bending segment 18 × 2.0 mm	0.140 kg	23050	Basic tool 32 w/o support brackets	1.280 kg	23076
Bending segment 20 × 2.0 mm	0.150 kg	23052	Support brackets (No. 23076)	0.790 kg	23080
Bending segment 25 × 2.0 mm	0.180 kg	23009	Support segment MLP (No. 23076)	0.200 kg	23083

PRO BENDER

For bending of pipes out of copper, stainless steel and carbon steel in the sizes Ø 10 and 16 mm (3/8-3/4")

Suitable for bending copper, stainless steel and carbon steel pipes with Ø 10 and 16 mm (3/8-3/4")

Application Benefits

- Bending of pipes out of copper, stainless steel and carbon steel possible
- Long lasting due to forged cast iron body
- Comfortable working due to long levers and rubber handles
- Clamping surface for working with a vice



Model	Weight	PU	No.
PRO BENDER 10 mm (3/8")	2.200 kg	1	1000001431
PRO BENDER 1/2"	2.100 kg	1	767050016
PRO BENDER 16 mm (5/8")	4.000 kg	1	1000000445
PRO BENDER 3/4"	3.900 kg	1	767750016

MULTIBEND

For accurate bending up to 180° of pipes made of soft copper, aluminium and precision steel Ø 10-18 mm (1/4-5/8")

Application Benefits

- Bending radius display of 0-180° for accurate bending
- Clamp mechanism for better pipe hold allows the bending of shorter pipe pieces
- Light construction allows for fatigue-free hand operation



Model	Weight	PU	No.
MULTIBEND 180°, 10 mm	0.370 kg	1	25401
MULTIBEND 180°, 12 mm	0.640 kg	1	25402
MULTIBEND 180°, 14 mm	0.980 kg	1	25403
MULTIBEND 180°, 15 mm	1.450 kg	1	25404
MULTIBEND 180°, 16 mm (5/8")	1.460 kg	1	25405
MULTIBEND 180°, 18 mm	2.000 kg	1	25406

Standard bending plier 90°

For accurate bending up to 90° for pipes made of semi-hard copper according to DIN EN 1057, Ø 12 × 1.0-22 × 1.0 mm

Application Benefits

- Universal bender for sanitary and heating installations refrigeration and air-conditioning systems
- Long handles allow for better leverage in the bending of semihard copper pipes
- Bending pliers with sliding carriage for millimetre-exact bending
- Accurate adjustments between the bending radius and handle length reduces effort required



Model	Weight	PU	No.
12 mm, R 44 mm	1.400 kg	1	462212
15 mm, R 60 mm	2.300 kg	1	462215
18 mm, R 74 mm	3.200 kg	1	462218
22 mm, R 60 mm	4.300 kg	1	462222

Bending

Manual bending devices

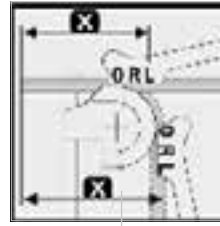
MINIBEND

For accurate two handed bending up to 180° of pipes made of soft copper, brass, aluminium and precision steel Ø 6-10 mm (1/4-3/8")

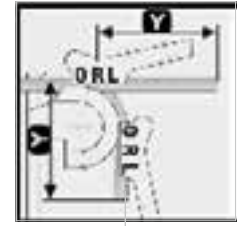
Application Benefits

- Suitable for use in refrigeration and air-conditioning, oil supply, automotive, hydraulic and pneumatic industries

Method L



Method R



Accurate bending

Minimum size chord and bending radius display on measurement scale

Model	Weight	PU	No.
MINIBEND 1/4-5/16-3/8"	0.420 kg	1	25151
MINIBEND 6-8-10 mm	0.420 kg	1	25150

Standard bender 180°

For accurate bending up to 180° of pipes made of soft copper, aluminium and precision steel Ø 6-18 mm (1/4-5/8")

Manual bending device for bending pipes with Ø 6-18 mm (1/4-5/8")

Application Benefits

- Bending angle measurement of 0-180° for accurate bending
- Clamp mechanism for better pipe hold allows the bending of shorter pipe pieces
- Light construction allows for fatigue-free hand operation



Accurate bending

Minimum size chord and bending radius display on measurement scale

Model	Weight	PU	No.
6 mm	0.550 kg	1	25130
8 mm (5/16")	0.640 kg	1	25131
10 mm	0.970 kg	1	25132
12 mm	0.980 kg	1	25133
14 mm	1.580 kg	1	25134
15 mm	1.830 kg	1	25135
16 mm (5/8")	1.830 kg	1	25136
18 mm	2.110 kg	1	25137
1/4"	0.560 kg	1	25140
1/2"	1.680 kg	1	25142

Accessories



Description	Page	No.
Internal / external deburrer	37	1500000236
Bending spray, 150 ml	75	25120

Copper external bending springs

For free-handed bending of soft copper pipes
 Ø 8–16 mm (1/4–5/8")

Application Benefits

- Coiled cone for ideal handling even with longer pipes
- Tough and long lasting with the cadmium-plated spring steel
- Optimal spring form prevents buckling in bending radius area

Model	Weight	PU	No.
8 mm	0.070 kg	1	25181
10 mm	0.080 kg	1	25182
12 mm	0.160 kg	1	25183
15 mm	0.220 kg	1	25185
16 mm	0.230 kg	1	25186



Model	Weight	PU	No.
5/16"	0.070 kg	1	25181
1/2"	0.130 kg	1	25190
5/8"	0.220 kg	1	25186

MLP internal bending springs


For hand bending of aluminium multi-layer pipes (MLP)
 Ø 6–20 mm

For hand bending soft copper pipe

Application Benefits

- Ideal operation even with longer pipes:
 Grip ring for retraction out of the pipe
- Entry taper for clean insertion in the pipe
- Sturdy and long lasting; NIROSTA spring steel
- Pipe will not buckle due to optimal spring form

Outer Pipe Diameter	Weight	PU	No.
12 mm	0.090 kg	1	25441
14 mm	0.120 kg	1	25442
16 mm	0.150 kg	1	25443



Grip ring

for insertion into and retraction out of the pipe

Entry taper

for clean insertion in the pipe

Outer Pipe Diameter	Weight	PU	No.
20 mm	0.220 kg	1	25445
25/26 mm	0.380 kg	1	25446

Bending spray

For bending copper and steel pipes

Bending spray for easier bending of pipes made of copper, carbon steel and stainless steel

Application Benefits

- Combination of slide and bending oil
- Because of the special viscosity even copper and steel pipes are able to be bent easily

Model	Weight	PU	No.
Bending spray 150 ml	0.150 kg	1	25120



Bending

Manual bending devices

ROBEND H+W PLUS bender

For accurate cold bending up to 180°,
Ø 8–22 mm (5/16–7/8")



For accurate bending up to 180° on pipes made of:

Copper (soft, semi-hard, hard thin-walled):
Ø 8–22 mm (5/16–7/8")

Copper (coated, also thin-walled):
Ø 10–18 mm (3/8–5/8")

Aluminium and brass:
Ø 8–22 mm (5/16–7/8")

Precision steel (also coated):
Ø 10–22 mm (3/8–5/8")

Seamless stainless steel:
Ø 8–22 mm (5/16–7/8")

Application Benefits

- Exact bending to the mm on continuous pipe
- Retains shape and remains stable
- Two-handed bending possible with the additional handle up to Ø 18 mm (5/8")
- Eliminates the costs of purchase and storage of bending formers
- Easy bending through clamping on a vice
- Exact bending with the minimum size chart and bending radius display

3

Optimum combination of ROLUB guide shoe and the bending former

Perfect bending results without friction marks

Minimum size chart and bending radius display

Accurate bending

Bending formers with base plate

Easy bending through clamping on a vice

ROLUB-Anti-Block-System

Less effort due to lower friction and optimum distribution of the bending spray


ROLUB-Anti-Block-System!

Made from high-quality forged aluminium

Retains shape and remains stable

Thread for the attachment of the additional lever (accessories)

Free-hand bending possible



Model	Weight	PU	No.
ROBEND H+W PLUS with handle bar, 8 mm 5/16", R 22 mm	0.660 kg	1	24508
ROBEND H+W PLUS with handle bar, 10 mm, R 32 mm	1.180 kg	1	24510
ROBEND H+W PLUS with handle bar, 12 mm, R 38 mm	1.110 kg	1	24512
ROBEND H+W PLUS with handle bar, 14 mm, R 45 mm	1.370 kg	1	24514
ROBEND H+W PLUS with handle bar, 15 mm, R 45 mm	1.375 kg	1	24515
ROBEND H+W PLUS with handle bar, 16 mm 5/8", R 64 mm	2.620 kg	1	24516
ROBEND H+W PLUS with handle bar, 18 mm, R 64 mm	2.620 kg	1	24518
ROBEND H+W PLUS with handle bar, 22 mm 7/8", R 81 mm	3.800 kg	1	24522
ROBEND H+W PLUS with handle bar, 3/4", R 81 mm	3.850 kg	1	24519
ROBEND H+W PLUS with handle bar, 1/2"	1.110 kg	1	24552

ROBEND H+W PLUS bending sets

For accurate cold bending up to 180°, Ø 8–22 mm (5/16–7/8")

For accurate bending up to 180° on pipes made of:

Copper (soft, semi-hard, hard thin-walled):

Ø 8–22 mm (5/16–7/8")

Copper (coated, also thin-walled): Ø 10–18 mm (3/8–5/8")

Aluminium and brass: Ø 8–22 mm (5/16–7/8")

Precision steel (also coated): Ø 10–22 mm (3/8–5/8")

Seamless stainless steel: Ø 8–22 mm (5/16–7/8")



Application Benefits

- Accurate bending on continuous pipe
- Form and pressure stable
- Free-hand bending with additional lever up to Ø 18 mm (5/8")
Eliminates costs of bending fittings, procurement and warehousing
- Simple bending by clamping in the vice
- Precision bending with minimum size chart and bending angle display directly on the tool

Model	Weight	PU	No.
ROBEND H+W Plus set, 1/2–5/8–7/8"	13.700 kg	1	24504
ROBEND H+W Plus set, 10–12–14–16 mm	16.300 kg	1	24501
ROBEND H+W Plus set, 12–14–16–18 mm	13.600 kg	1	24502
ROBEND H+W Plus set, 12–15–18–22 mm	16.500 kg	1	24500
ROBEND H+W Plus set, 15–18–22 mm	14.900 kg	1	24505

ROLUB Anti-Block special gliding shoe

Especially adapted to the ROBEND H+W PLUS bender the ROLUB guide shoe with two-point lubricating chamber system


For copper pipe DIN EN 1057/12735-1/13348, aluminum / precision steel pipe DIN 2391/93/94, stainless steel pipe and others

Application Benefits

- Original spare part from ROTHENBERGER
- ROLUB technology for a wrinkle-free bending results

Elastic honeycomb construction

Up to 42% less effort due to less friction



ROLUB special guide Shoe made of high-quality polyamide


Perfect bending results without friction marks

Two-point lubricating chamber system

Ensures optimum distribution of lubrication

Model	Weight	PU	No.
8 mm (5/16")	0.020 kg	1	25308
10 mm (3/8")	0.020 kg	1	25310
12 mm	0.030 kg	1	25312
14 mm	0.030 kg	1	25314
15 mm	0.030 kg	1	25315

Model	Weight	PU	No.
16 mm (5/8")	0.050 kg	1	25316
18 mm	0.050 kg	1	25318
22 mm (7/8")	0.090 kg	1	25322
1/2"	0.030 kg	1	25313
3/4"	0.090 kg	1	25319



Accessories

	No.
Handle bar for ROBEND H+W Plus, 8mm (3/8")	25075
Handle bar ROBEND H+W Plus, 10–15 mm	25076
Robend H+W Handle (18–22 mm)	25078
Bending spray 150 ml	25120
ROCASE 6414 red without clip for user manual	1300003542

ROBULL type E

For precise, manual hydraulic cold bending up to 90°

Broadly applicable, universal portable hydraulic bending system for plumbing, sanitary and heating installation on construction sites, for apparatus and boiler construction and for industrial use. Also suitable for aligning tubes.

ROBULL type E:

For accurate bending up to 90° on pipes made of:

Carbon steel suitable for welding and thread-cutting:

Ø 3/8–2"



Application Benefits

- Precise bending with the angle scale on the support brackets
- Reduces welded joints
- No pre-warming of pipe is required
- No bending forms needed
- Works quicker with the 150 kN piston strength
- Easy and simple operation
- Closed, low-maintenance hydraulic system with a mono-block design and with quick, automatic piston retraction
- Comfortable working position with the tripod stand (opt.)
- With foldable and adjustable bending frame

3



ROBULL type E with adjustable bending frame: ROBULL hydraulic bending machine, open bending frame (No. 57981), 2 pins for frame (No. 57979), support segment (No. 57983), support segment with degree gradation (No. 57982), bending segment standard 90° in 3/8" (No. 57985), 1/2" (No. 57986), 3/4" (No. 57987), 1" (No. 57988), 1.1/4" (No. 57989), 1.1/2" (No. 57990), 2" (No. 57991), hydraulic oil 1 l (No. 58185), steel carrying case (No. 58206)

ROBULL type E with foldable bending frame: same scope of delivery as the ROBULL type E with adjustable bending frame but with foldable bending frame (No. 58002)

Model	Weight	PU	No.
ROBULL type E without accessories	16.800 kg	1	057950X
ROBULL type E with adjustable bending frame and accessories, 3/8–2"	59.800 kg	1	057966X
ROBULL type E with foldable bending frame and accessories, 3/8–2"	72.600 kg	1	057961X

ROBULL type E



ROBULL type E with foldable bending frame



Fig. similar

Bending segment for ROBULL type E

Small bending radius (red)

For bending steel pipes according to DIN EN 10255



Model	Weight	PU	No.
3/8", wall thickness 2.35 mm, R 45 mm	0.700 kg	1	57985
1/2", wall thickness 2.65 mm, R 49 mm	0.700 kg	1	57986
3/4", wall thickness 2.65 mm, R 65 mm	0.800 kg	1	57987
1", wall thickness 3.25 mm, R 89 mm	1.300 kg	1	57988
1.1/4", wall thickness 3.25 mm, R 115 mm	1.600 kg	1	57989
1.1/2", wall thickness 3.25 mm, R 137 mm	2.400 kg	1	57990
2", wall thickness 3.65 mm, R 200 mm	3.200 kg	1	57991


Bending segment for ROBULL type E

Large bending radius (black)

For bending steel pipes according to DIN EN 10255



Model	Weight	PU	No.
3/8", wall thickness 2.35 mm, R 56 mm	0.800 kg	1	58010
1/2", wall thickness 2.35 mm, R 85 mm	0.900 kg	1	58011
3/4", wall thickness 2.65 mm, R 115 mm	1.200 kg	1	58012
1", wall thickness 2.65 mm, R 145 mm	2.100 kg	1	58013
1.1/4", wall thickness 3.25 mm, R 214 mm	3.500 kg	1	58014
1.1/2", wall thickness 3.25 mm, R 214 mm	4.300 kg	1	58015
2", wall thickness 3.65 mm, R 245 mm	5.600 kg	1	58016



Accessories	No.
Bending frame for all ROBULL, open, 2"	57981
Side shape, w. grade division, open, ROBULL E/ME	775004000
Side shape, w/o grade classific., open, ROBULL E/ME	57983
Side shape, w. degree div., foldable ROBULL E/ME	775504100

Accessories	No.
Locking pin	57979
Hydraulic oil, 1 l	58185
Tripartine for ROBULL type E / ME, collapsible	58182
Steel case	996277400

ROBULL type ME

For precise, power hydraulic cold bending up to 90°

Various uses, mobile hydraulic bending machine for use on the building site in gas, sanitary and heating installations.

ROBULL type ME:

For accurate bending up to 90° on pipes made of:

Carbon steel suitable for welding and thread-cutting:

Ø 3/8–2"



Application Benefits

- Precise bending with the angle scale on the support segments
- Reduces welding joints
- Pre-warming of the pipe no longer necessary
- No bending forms are necessary
- Effective use with the 150 kN piston strength
- Easy and simple operation
- Closed, low-maintenance hydraulic system with a monoblock design and with quick, automatic piston retraction
- Comfortable working position with the tripod stand (optional)
- With foldable and adjustable bending frame

Precision bend forming

Exact bending

Hardened, hard chrome-plated pistons

High load capacity

Electro-hydraulic pump

Ideal for batch production

Automatic piston return once unloaded

Easy and simple operation

Oil filter

Fast, uninterrupted work and low-maintenance hydraulic system

Optional: Tripod stand (No. 58182)

Comfortable working position

ROBULL type ME with adjustable bending frame: ROBULL hydraulic bending machine 230 V, adjustable bending frame (No. 57981), 2 locking pins (No. 57979), support segments (No. 57983), support segments with degree gradation (No. 57982), bending segments standard 90° in 3/8" (No. 57985), 1/2" (No. 57986), 3/4" (No. 57987), 1" (No. 57988), 1.1/4" (No. 57989), 1.1/2" (No. 57990), 2" (No. 57991), hydraulic oil 1 l (No. 58185), steel carrying case (No. 58206)

ROBULL type ME with foldable bending frame: same scope of delivery as ROBULL type ME with adjustable bending frame but with foldable bending frame (No. 58002)

Model	Weight	PU	No.
ROBULL type ME with foldable bending frame and accessories, 3/8–2"	72.600 kg	1	057972X
ROBULL type ME with adjustable bending frame and accessories, 3/8–2"	59.800 kg	1	057973X
ROBULL type ME without accessories	17.800 kg	1	057969X

ROBULL type ME



ROBULL type ME with foldable bending frame



Fig. similar

3

Bending segment for ROBULL type E

Small bending radius (red)

For bending steel pipes according to DIN EN 10255



Model	Weight	PU	No.
3/8", wall thickness 2.35 mm, R 45 mm	0.700 kg	1	57985
1/2", wall thickness 2.65 mm, R 49 mm	0.700 kg	1	57986
3/4", wall thickness 2.65 mm, R 65 mm	0.800 kg	1	57987
1", wall thickness 3.25 mm, R 89 mm	1.300 kg	1	57988
1.1/4", wall thickness 3.25 mm, R 115 mm	1.600 kg	1	57989
1.1/2", wall thickness 3.25 mm, R 137 mm	2.400 kg	1	57990
2", wall thickness 3.65 mm, R 200 mm	3.200 kg	1	57991


Bending segment for ROBULL type E

Large bending radius (black)

For bending steel pipes according to DIN EN 10255



Model	Weight	PU	No.
3/8", wall thickness 2.35 mm, R 56 mm	0.800 kg	1	58010
1/2", wall thickness 2.35 mm, R 85 mm	0.900 kg	1	58011
3/4", wall thickness 2.65 mm, R 115 mm	1.200 kg	1	58012
1", wall thickness 2.65 mm, R 145 mm	2.100 kg	1	58013
1.1/4", wall thickness 3.25 mm, R 214 mm	3.500 kg	1	58014
1.1/2", wall thickness 3.25 mm, R 214 mm	4.300 kg	1	58015
2", wall thickness 3.65 mm, R 245 mm	5.600 kg	1	58016



Accessories	No.
Bending frame for all ROBULL, open, 2"	57981
Side shape, w. grade division, open, ROBULL E/ME	775004000
Side shape, w/o grade classific., open, ROBULL E/ME	57983
Side shape, w. degree div., foldable ROBULL E/ME	775504100

Accessories	No.
Locking pin	57979
Hydraulic oil, 1 l	58185
Tripartite for ROBULL type E/ME, collapsible	58182
Steel case	996277400

ROBEND 4000 E

**Electrical bending machine for bending pipes with
Ø 12–35 mm (1/2–1.3/8")**

Universal application in sanitary and heating installations, in pipeline construction, refrigeration and air-conditioning systems as well as industrial systems and batch production. Fewer joints means less potential for leaks. Safety implies less likelihood of injury.

Suitable for pipes made of:

Copper (hard, semi-hard and soft DIN EN 1057, 12735-1, 13348):
Ø 12–35 mm, (1/2–1.3/8")

Copper and precision steel (coated):
Ø 12–28 mm, (1/2–1.1/8")

Precision steel (soft DIN 2391 / 2393 / 2394):
Ø 12–28 mm, (1/2–1.1/8")

Threaded steel (DIN 2440 / 2441):
Ø 1/2", 3/4"

Seamless stainless steel (GW 541):
Ø 12–28 mm, (1/2–1.1/8")




Powered by



Application Benefits

- Quick return on investment through the savings from joints, soldering material and energy
- Universal application: U-bends, counter-bends, swan-neck bends and connecting bends possible at all levels
- Retains shape and remains stable: bending formers made of high-quality forged aluminium
- Top-quality, precise and simple to use
- Bending without deformation or ripples due to less friction

3



ROBEND 4000 E

Model	Weight	PU	AMPShare-No.	CAS-No.
ROBEND 4000 E set 1 × 4 Ah battery, 1/2-5/8-3/4-7/8-1.1/8"	29.450 kg	1	1000004193	1000003394
ROBEND 4000 E set 1 × 4 Ah battery, 12-14-16-18-22-28 mm	30.150 kg	1	1000004192	1000003393
ROBEND 4000 E bare tool without battery and charger	17.450 kg	1	1000004190	1000003391
ROBEND 4000 E set 1 × 4 Ah battery, 15-18-22-28 mm	29.150 kg	1	1000004191	1000003392

3



Forged aluminium segments with bending angle scale



Comfortable carry handle



Working with a Tripod



Compact, rectangular shape

Bending

Bending machines

ROBEND 4000

Portable, sturdy and powerful. The successor of the proven ROBEND 3000, now with a higher bending capacity. Cold bending up to 180°, Ø 12-35 mm (1/2-1.3/8")

Universal application in sanitary and heating installations, in pipeline construction, refrigeration and air-conditioning systems as well as industrial systems and batch production. Fewer joints means less potential for leaks. Safety implies less likelihood of injury.

Suitable for pipes made of:

Copper (hard, semi-hard and soft DIN EN 1057, 12735-1, 13348):
Ø 12-35 mm, 1/2-1.3/8"

Copper and precision steel (coated):
Ø 12-28 mm, (1/2-1.1/8")

Precision steel (soft DIN 2391 / 2393 / 2394):
Ø 12-28 mm, (1/2-1.1/8")

Threaded steel (DIN 2440 / 2441):
Ø 1/2", 3/4"

Seamless stainless steel (GW 541):
Ø 12-28 mm, (1/2-1.1/8")


Application Benefits

- Quick return on investment through the savings from joints, soldering material and energy
- Universal application: U-bends, counter-bends, swan-neck bends and connecting bends possible at all levels
- Retains shape and remains stable: bending formers made of high-quality forged aluminium
- Top-quality, precise and simple to use
- Bending without deformation or ripples due to less friction
- Motor rating: 1,010W



Technical Data

Voltage	230 V
Working area diameter	1/2-1.3/8"
Working area diameter	12-35 mm
Output power	1,010 W
Power cable length	300 cm



Forged aluminium former with bending radius scale

Easy to use

Pre adjustment of the bending angle without any tools

Fast and precise bending

ROLUB special guide shoe

Bending without deformation or ripples due to less friction

High-performance 1,010 W motor

Ideal for continuous operation

Bending technology

Simplified work preparation, eliminates costs of purchase and storage of fittings

Automatic switch-off when preset bending angle is obtained

Fast batch production possible

ROBEND 4000

Model	Weight	PU	No.
ROBEND 4000 bare tool in carrying case without bending segments	14.500 kg	1	1000001559
ROBEND 4000 set 12-14-16-18-22 mm	21.900 kg	1	1000001551
ROBEND 4000 set 12-14-16-18-22-28 mm	24.100 kg	1	1000001552
ROBEND 4000 set 12-15-18-22-28 mm	23.500 kg	1	1000001549
ROBEND 4000 set 15-18-22 mm	24.120 kg	1	1000001554
ROBEND 4000 set 15-18-22-28mm	24.120 kg	1	1000001550
ROBEND 4000 set 15-18-22-28-35 mm	29.000 kg	1	1000001738
ROBEND 4000 set 15-18-22-28-32-35 mm	32.000 kg	1	1000001567
ROBEND 4000 set 15-22-28 mm	21.100 kg	1	1000001545
ROBEND 4000 set 1/2-5/8-3/4-7/8"	19.600 kg	1	1000001553
ROBEND 4000 set 1/2-5/8-3/4-7/8-1.1/8-1.3/8"	29.000 kg	1	1000001565
ROBEND 4000 set 7/8-1.1/8-1.3/8"	22.000 kg	1	1000001566

3



Bending of pipes made of various materials possible



Seven-fold drive



Comfortable carry handle



ROBEND 4000 with tripod stand

Bending

Bending accessories / Bending tables

ROBEND 4000 / 4000 E bending sets

For bending pipes \varnothing 12–35 mm (1/2–1.3/8")

For steel pipe DIN 2440 and DIN 2441 (except 3/4")



Fig. ROBEND 4000/4000 E bending set with ROLUB special guide shoe

Model	Weight	PU	No.
Bending set for ROBEND 4000/4000 E Fe 1/2"	1.420 kg	1	25684
Bending set for ROBEND 4000/4000 E Fe 3/4"	2.900 kg	1	25685

For copper pipe DIN EN 1057, 12735-1, precision steel pipe DIN 2391/93/94, stainless steel pipe and others

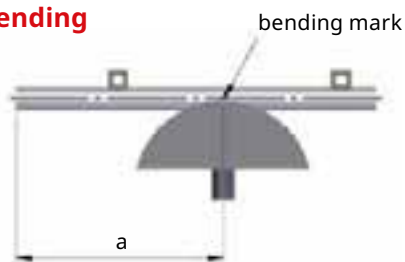
Model	Weight	PU	No.
Bending set for ROBEND 4000/4000 E 12 mm	0.480 kg	1	25612
Bending set for ROBEND 4000/4000 E 14 mm	0.480 kg	1	25614
Bending set for ROBEND 4000/4000 E 15 mm	0.530 kg	1	25615
Bending set for ROBEND 4000/4000 E 16 mm	0.600 kg	1	25616
Bending set for ROBEND 4000/4000 E 18 mm	1.170 kg	1	25618
Bending set for ROBEND 4000/4000 E 20 mm	1.420 kg	1	25620
Bending set for ROBEND 4000/4000 E 22 mm	1.420 kg	1	25622
Bending set for ROBEND 4000/4000 E 28 mm	2.900 kg	1	25628
Bending set for ROBEND 4000/4000 E 32 mm	3.400 kg	1	1000001561
Bending set for ROBEND 4000/4000 E 35 mm	3.600 kg	1	1000001563

For imperial copper pipe DIN EN 1057, 12735-1, precision steel pipe DIN 2391/93/94, stainless steel pipe and others

Model	Weight	PU	No.
Bending set for ROBEND 4000/4000 E 1/2"	0.530 kg	1	25652
Bending set for ROBEND 4000/4000 E 3/4"	1.420 kg	1	25619
Bending set for ROBEND 4000/4000 E 5/8"	0.600 kg	1	762955300
Bending set for ROBEND 4000/4000 E 7/8"	1.420 kg	1	762955700
Bending set for ROBEND 4000/4000 E 1"	2.900 kg	1	25625
Bending set for ROBEND 4000/4000 E 1.1/8"	2.900 kg	1	25626
Bending set for ROBEND 4000/4000 E 1.1/4" ¹	3.400 kg	1	1000001561
Bending set for ROBEND 4000/4000 E 1.3/8" ¹	3.600 kg	1	1000001563

1) Bending former sets (No. 1000001561 / No. 1000001563) are only compatible with ROBEND 4000 / ROBEND 4000 E. Only matching with optional plastic carrying case (No. 1000001564).

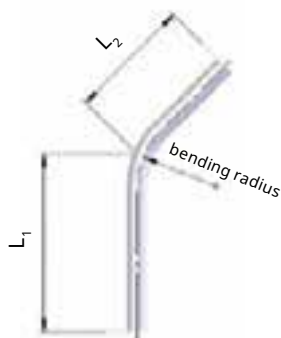
Push bending



Symbols

- L_1, L_2 = Leg length
- a = Lay out length
- L = Total length of the pipe piece
- L_w = Distance / pipe end—wall
- A_w = Distance / pipe middle—wall
- L_M = Minimum length¹
- L_R = Reserve length¹

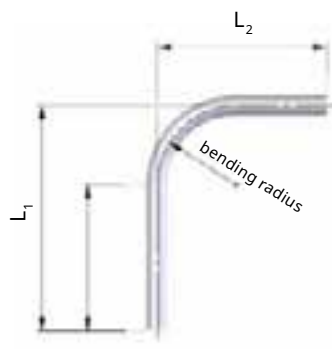
45°-arc



$$L = L_1 + L_2$$

$$a = L_1 + L_R$$

90°-arc



$$L = L_1 + L_2 - L_M$$

$$a = L_1 - L_R$$

Calculation examples TUBE BENDER MAXI

Specifications:

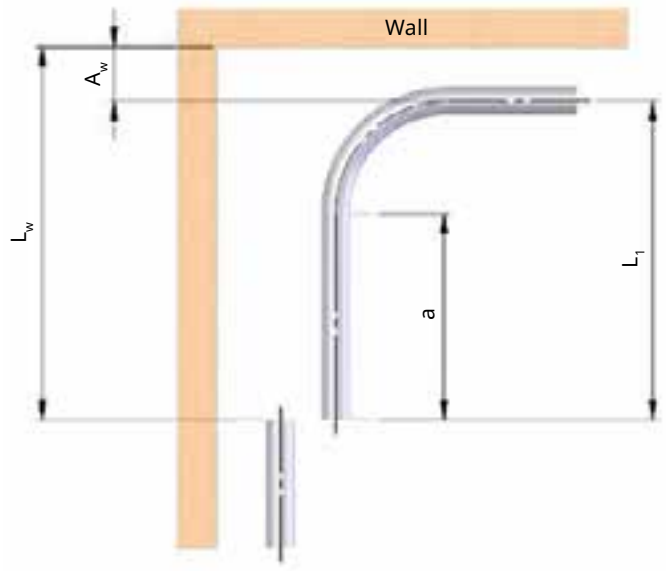
Installation in corner areas
 $L_w = 1,200$ mm
 $A_w = 30$ mm
 Pipe-Ø 12 mm, 90°-arc

Sought after:

Leg length L_1
 Applied size a

Solution:

Summary from the TUBE BENDER MAXI bending table



Leg length $L_1 = L_w - A_w = 1,200 - 30 = 1,170$ mm
Applied size $a = L_1 - L_R = 1,170 - 7.5 = 1,162.5$ mm; L_R ... Tabular value

TUBE BENDER		at 45°		at 90°		at 180°	
for Ø mm / inch	Bending radius R (mm)	Reserve length L_R mm	Minimum length L_M mm	Reserve length L_R mm	Minimum length L_M mm	Reserve length L_R mm	Minimum length L_M mm
4.75 / 5"	20.0	4.5	1.0	4.5	10.0	—	—
6	23.5	5.0	1.2	5.0	11.5	—	—
8	28.0	7.0	1.4	7.0	14.0	—	—
9	30.0	7.0	1.5	7.0	15.0	—	—
10	34.0	7.5	1.8	7.5	17.5	—	—
12	37.5	8.5	1.9	8.5	19.0	—	—
3/16"	20.0	4.5	1.0	4.5	10.0	—	—
1/4"	23.5	5.0	1.2	5.0	11.5	—	—
5/16"	28.0	7.0	1.4	7.0	14.0	—	—
3/8"	34.0	7.5	1.8	7.5	17.5	—	—
1/2"	37.5	8.5	1.9	8.5	19.0	—	—

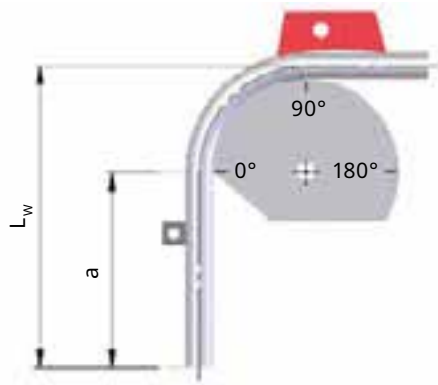
TUBE BENDER MAXI		at 45°		at 90°		at 180°	
for Ø mm / inch	Bending radius R (mm)	Reserve length L_R mm	Minimum length L_M mm	Reserve length L_R mm	Minimum length L_M mm	Reserve length L_R mm	Minimum length L_M mm
12	35.0	0.8	10.0	7.5	35.5	—	—
14	42.5	0.9	12.5	9.0	42.5	—	—
15	48.5	1.1	14.0	10.5	48.5	—	—
16	49.0	1.1	14.5	10.5	49.0	—	—
18	74.0	1.7	22.0	16.0	74.0	—	—
22	87.0	1.9	22.5	18.5	87.0	—	—
3/8"	35.0	0.8	10.0	7.5	35.0	—	—
1/2"	35.0	0.8	10.0	7.5	35.0	—	—
5/8"	49.0	1.1	14.5	10.5	49.0	—	—
3/4"	74.0	1.7	22.0	16.0	74.0	—	—
7/8"	87.0	1.9	25.5	18.5	87.0	—	—

TUBE BENDER MAXI CT		at 45°		at 90°		at 180°	
Tube Ø Ws mm	Bending radius R (mm)	Reserve length L_R mm	Minimum length L_M mm	Reserve length L_R mm	Minimum length L_M mm	Reserve length L_R mm	Minimum length L_M mm
10 × 0.6	42.5	0.8	12.5	9.0	42.5	—	—
12 × 0.6	49.0	1.1	14.5	10.5	49.0	—	—
15 × 0.7	74.0	1.7	22.0	16.0	74.0	—	—
18 × 0.7	87.0	1.9	25.5	18.5	87.0	—	—

Bending

Bending tables

Pull bending



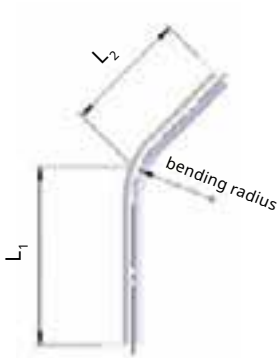
Symbols

- L_1 L_2 = Leg length
- a = Lay out length
- L = Total length of the pipe piece
- L_w = Distance / pipe end—wall
- A_w = Distance / pipe middle—wall
- L_M = Minimum length¹
- L_R = Reserve length¹

45°-arc

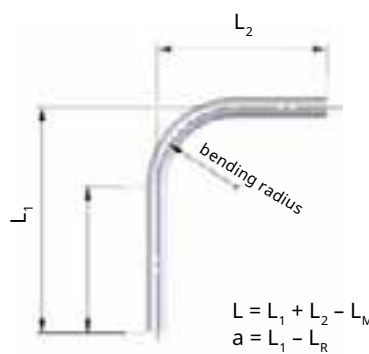
90°-arc

180°-arc



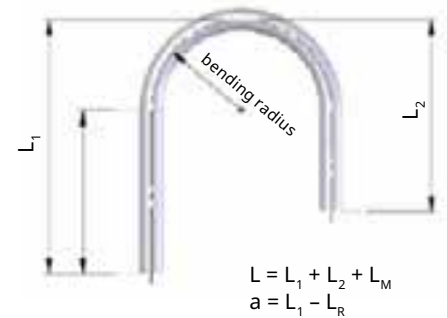
$$L = L_1 + L_2$$

$$a = L_1 + L_R$$



$$L = L_1 + L_2 - L_M$$

$$a = L_1 - L_R$$



$$L = L_1 + L_2 + L_M$$

$$a = L_1 - L_R$$

Calculation examples ROBEND 4000 / ROBEND 4000 E

Specifications:

Installation in corner areas

$L_w = 1,200$ mm

$A_w = 30$ mm

Pipe-Ø 12 mm, 90°-arc

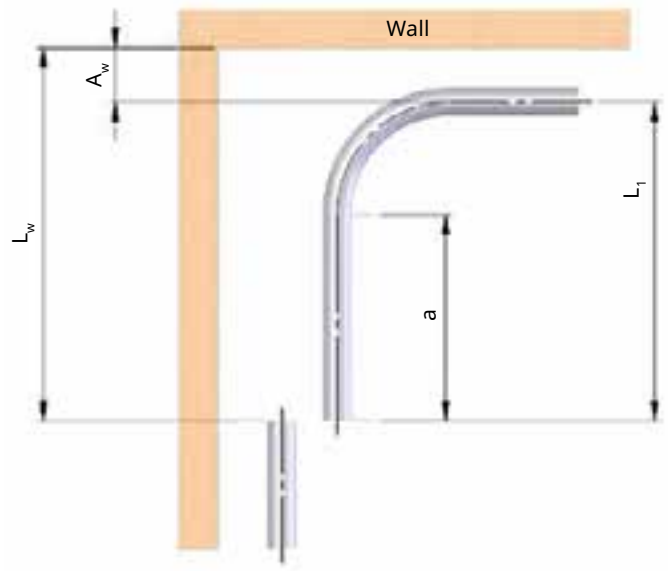
Sought after:

Leg length L_1

Applied size a

Solution:

Summary from the ROBEND 4000 / ROBEND 4000 E



Leg length $L_1 = L_w - A_w = 1,200 - 30 = 1,170$ mm

Applied size $a = L_1 - L_R = 1,170 - 42 = 1,128$ mm; L_R ... Tabular value

ROBEND H+W PLUS		at 45°		at 90°		at 180°	
for Ws mm / inch	Bending radius R (mm)	Reserve length L _R mm	Minimum length L _M mm	Reserve length L _R mm	Minimum length L _M mm	Reserve length L _R mm	Minimum length L _M mm
8	22	9	—	22	9.5	22	47
10	32	12	—	32	15.0	32	34
12	38	15	—	40	20.0	38	39
14	45	17	—	44	22.0	44	51
15	45	17	—	44	22.0	44	51
16	64	25	—	67	30.0	68	65
18	64	25	—	67	30.0	68	65
20	81	30	—	85	40.0	86	83
22	81	30	—	85	40.0	86	83
5/16"	22	9	—	22	9.5	22	47
3/8"	32	12	—	32	20.0	32	34
1/2"	38	15	—	40	22.0	38	39
5/8"	64	25	—	67	30.0	68	65
3/4"	81	30	—	85	40.0	86	83
7/8"	81	30	—	85	40.0	86	83


MINIBEND		at 45°		at 90°		at 180°	
for Ws mm / inch	Bending radius R (mm)	Reserve length L _R mm	Minimum length L _M mm	Reserve length L _R mm	Minimum length L _M mm	Reserve length L _R mm	Minimum length L _M mm
6	25.0	10.4	1.0	22.0	10.0	22.0	26.0
8	24.0	9.9	1.0	32.0	15.0	32.0	34.0
10	23.0	9.5	1.0	32.0	15.0	32.0	34.0
1/4"	25.0	10.4	1.0	22.0	10.0	22.0	26.0
5/16"	24.0	9.9	1.0	32.0	15.0	32.0	34.0
3/8"	23.0	9.5	1.0	32.0	15.0	32.0	34.0

Standard bender 180°		at 45°		at 90°		at 180°	
for Ø mm / inch	Bending radius R (mm)	Reserve length L _R mm	Minimum length L _M mm	Reserve length L _R mm	Minimum length L _M mm	Reserve length L _R mm	Minimum length L _M mm
6	18.0	7.0	0.8	18.5	8.0	18.5	20.0
10	30.0	11.5	1.3	30.5	14.5	30.5	34.0
12	36.0	14.0	1.5	36.5	15.0	36.5	37.5
14	47.5	18.5	2.0	48.5	20.5	48.5	52.5
15	54.0	21.0	2.3	56.0	24.5	56.0	58.0
16	58.0	22.5	2.5	64.0	28.5	64.0	67.0
18	66.0	25.5	2.8	68.0	31.0	68.0	72.0
1/4"	18.0	7.0	0.8	18.5	8.0	18.5	20.0
5/6"	24.0	9.5	1.0	24.0	12.0	24.0	27.0
1/2"	42.0	16.5	1.8	49.5	22.5	49.5	53.0
5/8"	58.0	22.5	2.5	64.0	28.5	64.0	67.0

MULTIBEND		at 45°		at 90°		at 180°	
for Ø mm / inch	Bending radius R (mm)	Reserve length L _R mm	Minimum length L _M mm	Reserve length L _R mm	Minimum length L _M mm	Reserve length L _R mm	Minimum length L _M mm
8	24.0	9.5	1.0	24.0	10.0	24.0	26.0
10	30.0	12.0	1.3	30.5	14.5	30.5	32.5
12	36.0	14.0	1.5	36.5	15.5	36.5	37.5
14	42.0	16.5	1.8	42.0	19.5	42.5	44.0
15	48.0	19.0	2.0	48.0	22.0	48.0	53.0
16	48.0	19.0	2.0	48.0	22.0	48.0	53.0
18	54.0	21.0	2.3	54.0	26.0	54.5	58.0





ROBEND 4000 / 4000 E			at 45°		at 90°		at 180°	
for Ø mm / inch	Pipe	Bending radius R (mm)	Reserve length L _R mm	Minimum length L _M mm	Reserve length L _R mm	Minimum length L _M mm	Reserve length L _R mm	Minimum length L _M mm
12		42.0	16	—	42	24	42	68
14	wated	52.5	21	—	53	30	53	87
15		52.5	21	—	53	30	53	87
17	wated	72.0	28	—	72	41	72	107
18		72.0	28	—	72	41	72	107
20	wated	88.5	35	—	89	51	89	121
22		88.0	35	—	88	50	88	119
24	wated	112.0	43	—	110	62	110	144
28		112.0	44	—	112	64	112	148
30	wated	112.0	45	—	114	66	114	152
32 / 1.1/4"		128.0	52	—	140	70	135	140
35 / 1.3/8"		140.0	55	—	150	80	145	150
3/8"	steel	12.0	31	—	80	46	80	103
1/2"	copper	45.0	18	—	45	26	45	74
1/2"	steel	88.0	35	—	88	50	88	119
5/8"	copper	56.0	23	—	56	32	56	93
3/4"	steel	112.0	43	—	112	64	112	148
3/4"	copper	80.0	31	—	80	46	80	103
7/8"	copper	88.0	35	—	88	50	88	119
1"	copper	112.0	44	—	112	64	112	148
1.1/8"	copper	112.0	45	—	114	66	114	152





Expanding, extracting and flaring

System overview	92-93
Expanding manual	94-100
Expanding hydraulic	101-102
Accessories expanding	103
Expanding and extracting manual	104
Extracting manual	105-107
Accessories extracting manual	108
Flaring	109-112
Torque wrench	113

Expander				
	ROLOCK expander power torque	Expander A0	Step expander A1	H 600
				
Operation mode	Manual	Manual	Manual	Hydraulic
Working range Copper	Ø 8–42 mm (5/16–1.3/4") Wall thickness 1.6 mm soft, semi-hard	Ø 22–67 mm (1–2.1/2") Wall thickness 2.5 mm soft, semi-hard	Ø 35–108 mm (1.3/8–4.1/8") Wall thickness 2.5 mm soft	Ø 8–110 mm (5/16–4.1/4") Wall thickness 3 mm soft, semi-hard
Working range Aluminium	Ø 8–28 mm (5/16–1.1/8") Wall thickness 1.6 mm soft	Ø 22–67 mm (1–2.1/2") Wall thickness 2.5 mm soft, semi-hard	Ø 35–108 mm (1.3/8–4.1/8") Wall thickness 2.5 mm soft	Ø 8–110 mm (5/16–4.1/4") Wall thickness 3 mm soft, semi-hard
Working range Precision steel	Ø 8–28 mm (5/16–1.1/8") Wall thickness 1.6 mm soft	Ø 22–54 mm (1–2.1/8") Wall thickness 1.5 mm soft	○	Ø 8–110 mm (5/16–4.1/4") Wall thickness 3 mm soft, semi-hard
Working range Stainless steel	Ø 8–22 mm (5/16–7/8") Wall thickness 1 mm soft	Ø 22–54 mm (1–2.1/8") Wall thickness 1.5 mm soft	○	Ø 8–110 mm (5/16–4.1/4") Wall thickness 3 mm soft, semi-hard
Page	94	98	100	101

4

Expander heads

	Expander head ROLOCK	Expander head standard	Expander head Typ S	Flanged riveted expander head
				
Working range Copper	Ø 8–42 mm (5/16–1.3/4") Wall thickness 1.6 mm soft, semi-hard	Ø 8–42 mm (5/16–1.3/4") Wall thickness 1.6 mm soft, semi-hard	Ø 22–67 mm (1–2.1/2") Wall thickness 2.5 mm soft, semi-hard	Ø 15–38 mm Wall thickness 1.5 mm soft, semi-hard
Working range Aluminium	Ø 8–28 mm (5/16–1.1/8") Wall thickness 1.6 mm soft	Ø 8–28 mm (5/16–1.1/8") Wall thickness 1.6 mm soft	Ø 22–67 mm (1–2.1/2") Wall thickness 2.5 mm soft	○
Working range Precision steel	Ø 8–28 mm (5/16–1.1/8") Wall thickness 1.6 mm soft	Ø 8–28 mm (5/16–1.1/8") Wall thickness 1.6 mm soft	Ø 22–54 mm (1–2.1/8") Wall thickness 1.5 mm soft	○
Working range Stainless steel	Ø 8–22mm (5/16–7/8") Wall thickness 1 mm soft	Ø 8–22mm (5/16–7/8") Wall thickness 1 mm soft	Ø 22–54 mm (1–2.1/8") Wall thickness 1.5 mm soft	○
Page	96	97	99	99

Step expander head



Working range Copper	Ø 35–108 mm (1.3/8–4.1/8") Wall thickness 2.5 mm soft
Working range Aluminium	Ø 35–108 mm (1.3/8–4.1/8") Wall thickness 2.5 mm soft
Working range Precision steel	○
Working range Stainless steel	○
Page	100

ROLOCK expander power torque

For expanding, reducing and calibrating soft and semi-hard pipes Ø 8–42 mm (5/16–1.3/4") as well as producing tapers

For efficient, fitting-free installation of pipes in sanitary heating, gas, refrigeration and air-conditioning systems

Suitable for pipes made of:

Copper (soft and semi-hard):

Ø 8–42 mm, 5/16–1.3/4", max. wall thickness 1.6 mm

Aluminium (soft):

Ø 8–28 mm, 5/16–1.1/8", max. wall thickness 1.6 mm

Precision steel (soft):

Ø 8–28 mm, 5/16–1.1/8", max. wall thickness 1.6 mm

Stainless steel (soft):

Ø 8–22 mm, 5/16–7/8", max. wall thickness 1.0 mm



EPT-Technology (Enclosed Power Transmission)

of the expander head offers the following technical benefits:

Concealed bent lever:

Protection against dirt and external mechanical damage

Energy efficient through optimised force transmission:

Ergonomic, highly optimised force flow in relation to the hand force of the user, therefore reducing effort

Application Benefits

- Eliminates the cost of purchase and storage of fittings
- Converts deformed pipes into fittings, saves resources
- 50 % reduction of labour, soldering materials, joints and energy
- Reliable pipe connection according to DVGW standards
- Tough, light and wear-resistant
- Toolless fine adjustment of the capillary gap
- EPT-Technology—concealed bent lever

4



Toolless adjustment of expanding dimension and capillary gap

Twist and lock system for screwable and twist-lock heads

Long lever arms

Reduces effort required

Expanding

Up to 50% reduction in labour, soldering materials, joints and energy

Ergonomic handles

No slipping, no clamping



Steel receptacle

Twist and lock system: resilient and hardwearing

High-performance, forged aluminium body

Highweight, optimal handling

Extra long segments

Reliable pipe connection according to DVGW standards

TiN Coating (Titanitrid-coating)

of the expander head offers the following technical benefits:

High durability 2,300 HV: Protection against abrasive wear

Lower friction value compared to steel: Less effort

Good chemical resistance: Good protection against corrosion

Universal wear resistance: Long-lasting

Made in Germany

The know-how from the pioneer of expanding technology and the leading manufacturer of expanding tools for over 50 years!

Model	Weight	PU	No.
ROLOCK Expander Power Torque 8–42 mm (5/16–1.3/4")	1.000 kg	1	12400

ROLOCK expander power torque sets



For efficient, fitting-free installation of pipes



Model	Weight	PU	No.
10-12-14-16-18-22 mm	3.600 kg	1	12511
10-12-16-22-28 mm	3.280 kg	1	12505
10-12-15-16-18-22-28 mm	3.570 kg	1	12537
12-14-16-18-22 mm	3.300 kg	1	12509
12-15-18-22 mm	2.930 kg	1	12500
12-15-18-22-28 mm	3.385 kg	1	12503
12-16-18-22-28 mm	3.240 kg	1	12522
12-14-16-18-22-28-32 mm	3.700 kg	1	12538

Model	Weight	PU	No.
12-15-18-22-28-35-42 mm	4.200 kg	1	12526
3/8-1/2-5/8-3/4-1"	3.325 kg	1	12517
3/8-1/2-5/8-3/4-7/8-1.1/8"	3.600 kg	1	12518
3/8-1/2-5/8-3/4-7/8-1-1.1/8"	3.700 kg	1	12536
3/8-1/2-5/8-3/4-7/8-1.1/8-1.3/8"	4.500 kg	1	12541
1/2-5/8-3/4-7/8"	2.900 kg	1	12521
1/2-3/4-1"	2.900 kg	1	12535
1/2-5/8-7/8-1.1/8"	3.000 kg	1	12524

ROCAM PE-X expander power torque

For expanding and calibrating PE-X and aluminium multi-layered composite pipe (MLP) up to Ø 42 mm or 1.3/4" as well as producing tapers




Expander heads coordinates with the following systems: ROTEX, SCHELL, TECE / TECEflex, Vulkan-Lokring among others

Application Benefits

- Can be used for common systems from SCHELL, TECE, REHAU etc.
- Comfortable working due to long lever arms
- Sturdy construction for a long service life



Model	Weight	PU	No.
ROCAM Expander head PE-X	0.990 kg	1	12005



Accessories	Page
Expander heads for ROLOCK expander power torque	96
Expander heads type S / riveted expander heads	99
Pipe cutter	14
Internal / external deburrer	37

Accessories	Page
Expander adaptor type S	99
Brazing solder	199
High-performance torch (SUPER FIRE 4 with MAPP ¹ gas)	172

1) MAPP is a registered trademark of the MESSER Group GmbH, Bad Soden

Expander head ROLOCK

For producing standard precision flares $\varnothing 8-42$ mm (5/16-1.3/4") according to DVGW standards as well as the specifications for the Gas de France

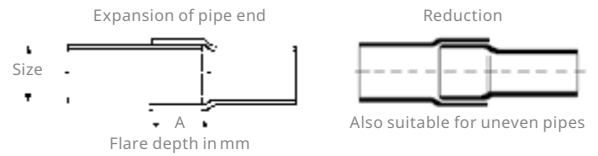
For expanding copper, stainless steel and aluminum pipes in sanitary/heating and refrigeration/air-conditioning technology

Application Benefits

- 50 % reduction in labour, soldering materials and soldered joints
- Depth of the flare is consistent with DVGW standards
- Compulsory guidance guarantees a perfect centred position and uniform capillary gap
- Robust and long lasting with the hardened segments

Made in Germany

The know-how from the pioneer of expanding technology and the leading manufacturer of expanding tools for over 50 years!



Specially hardened segments

Robust and long lasting

Step at the end of the segments

Enables recalibration of irregular pipes and fittings

6 rivets and guide channels

Compulsory guidance guarantees a perfect centred position and uniform capillary gap

Extra long segments

Depth of the flare is consistent with DVGW standards



Ø mm	max. wall thickness mm				A-size mm	Weight	No.
	Cu	Al	Fe	INOX			
8	1.0	1.0	1.0	1.0	6.0	0.120 kg	12408
10	1.0	1.0	1.0	1.0	10.0	0.120 kg	12410
12	1.2	1.2	1.2	1.0	12.6	0.120 kg	12412
14	1.2	1.2	1.2	1.0	12.6	0.120 kg	12414
15	1.2	1.2	1.2	1.0	15.5	0.120 kg	12415
16	1.2	1.2	1.2	1.0	15.5	0.120 kg	12416
18	1.2	1.2	1.2	1.0	17.5	0.120 kg	12418
20	1.2	1.2	1.2	1.0	17.5	0.140 kg	12420
22	1.2	1.5	1.5	1.0	20.5	0.140 kg	12422
28	1.5	1.5	1.5		18.5	0.390 kg	12428
32	1.5				19.5	0.410 kg	12432
35	1.6				19.5	0.430 kg	12435
38	1.6				19.5	0.450 kg	12438
40	1.5				19.5	0.470 kg	12440
42	1.5				19.5	0.470 kg	12442

Ø Inch	max. wall thickness mm				A-size mm	Weight	No.
	Cu	Al	Fe	INOX			
5/16"	1.0	1.0	1.0	1.0	6.0	0.120 kg	12408
3/8"	1.0	1.0	1.0	1.0	7.4	0.120 kg	12452
1/2"	1.2	1.2	1.2	1.0	11.0	0.120 kg	12453
5/8"	1.2	1.2	1.2	1.0	14.0	0.120 kg	12454
3/4"	1.2	1.2	1.2	1.0	18.1	0.120 kg	12455
7/8"	1.2	1.2	1.2	1.0	18.0	0.140 kg	12456
1"	1.5	1.5	1.5		15.8	0.150 kg	12457
1.1/8"	1.6	1.6	1.6		17.0	0.390 kg	12458
1.1/4"	1.6				17.0	0.410 kg	12459
1.3/8"	1.6				17.0	0.430 kg	12435
1.1/2"	1.6				17.0	0.450 kg	12438
1.5/8"	1.6				17.5	0.470 kg	12462
1.3/4"	1.6				17.5	0.500 kg	12463

Availability, delivery time and price of custom products for other pipe diameters available upon request.

Expander head standard

For producing standard precision flares \varnothing 8–42 mm (5/16–1.3/4") according to DVGW standards as well as the specifications for the Gas de France

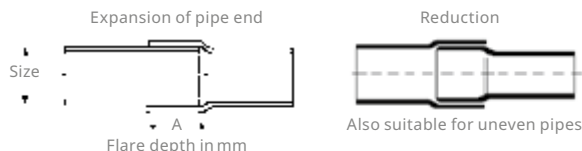
For expanding copper, stainless steel and aluminum pipes in sanitary/heating and refrigeration/air-conditioning technology

Application Benefits

- 50 % reduction in labour, soldering materials and soldered joints
- Depth of the flare is consistent with DVGW standards
- Compulsory guidance guarantees a perfect centred position and uniform capillary gap
- Robust and long lasting with the hardened segments

Made in Germany

The know-how from the pioneer of expanding technology and the leading manufacturer of expanding tools for over 50 years!



Specially hardened segments

Robust and long lasting

Step at the end of the segments

Enables recalibration of irregular pipes and fittings

6 rivets and guide channels

Compulsory guidance guarantees a perfect centred position and uniform capillary gap

Extra long segments

Depth of the flare is consistent with DVGW standards



Ø mm	max. wall thickness mm				A-size mm	Weight	No.
	Cu	Al	Fe	INOX			
8	1.0	1.0	1.0	1.0	6.0	0.120 kg	11008
10	1.0	1.0	1.0	1.0	10.0	0.120 kg	11010
12	1.2	1.2	1.2	1.0	12.6	0.120 kg	11012
14	1.2	1.2	1.2	1.0	12.6	0.120 kg	11014
15	1.2	1.2	1.2	1.0	15.5	0.120 kg	11015
16	1.2	1.2	1.2	1.0	15.5	0.120 kg	11016
18	1.2	1.2	1.2	1.0	17.5	0.120 kg	11018
20	1.2	1.2	1.2	1.0	17.5	0.140 kg	11020
22	1.2	1.5	1.5	1.0	20.5	0.140 kg	11022
28	1.5	1.5	1.5		18.5	0.390 kg	11028
32	1.5				19.5	0.410 kg	11032
35	1.6				19.5	0.430 kg	11035
38	1.6				19.5	0.450 kg	11038
40	1.5				19.5	0.470 kg	11040
42	1.5				19.5	0.470 kg	11042

Ø Inch	max. wall thickness mm				A-size mm	Weight	No.
	Cu	Al	Fe	INOX			
5/16"	1.0	1.0	1.0	1.0	6.0	0.120 kg	11008
3/8"	1.0	1.0	1.0	1.0	7.4	0.120 kg	11052
1/2"	1.2	1.2	1.2	1.0	11.0	0.120 kg	11053
5/8"	1.2	1.2	1.2	1.0	14.0	0.120 kg	11054
3/4"	1.2	1.2	1.2	1.0	18.1	0.120 kg	11055
7/8"	1.2	1.2	1.2	1.0	18.0	0.140 kg	11056
1"	1.5	1.5	1.5		15.8	0.150 kg	11057
1.1/8"	1.6	1.6	1.6		17.0	0.390 kg	11058
1.1/4"	1.6				17.0	0.410 kg	11059
1.3/8"	1.6				17.0	0.430 kg	11035
1.1/2"	1.6				17.0	0.450 kg	11038
1.5/8"	1.6				17.5	0.470 kg	11062
1.3/4"	1.6				17.5	0.500 kg	11063

Availability, delivery time and price of custom products for other pipe diameters available upon request.

Expander A0

For expanding, reducing and calibrating thick walled pipes $\varnothing 22-67$ mm (1-2.1/2") as well as the production of tapers

For efficient, fitting-free installation of pipes in sanitary, heating, gas, refrigeration and air-conditioning systems

Suitable for pipes made of:

Copper and aluminium (soft, semi-hard):

$\varnothing 22-67$ mm, 1-2.1/2", max. wall thickness 2.5 mm

Precision steel (soft) and stainless steel per DVGW-GW541:

$\varnothing 22-54$ mm, 1-2.1/8", max. wall thickness 1.5 mm

Application Benefits

- Application and savings advantages similar to ROLOCK expander power torque
- Precise and exact flaring
- Full bearing of the expander head segments allows heavy loads
- Continuous adjustment of the socket size and capillary gap
- Optimized action principle with long handles

Functional elements:

Expander A0 with a tightly guided and reinforced, long expander head, matches to the expander head type S!



Fig. similar

4



Strong pin guide

Full bearing of the expander head segments allow heavy loads

Reinforced expander head casing

Precise and exact flaring

Fine adjustment can be locked

Continuous adjustment of the socket size and capillary gap

Long handles

Optimized action principle

Expander A0 set (No. 11400) includes:
expander head type S, special ratchet (No. 27181)

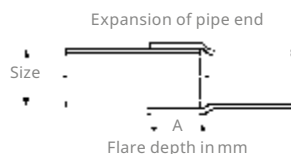
Expander A0 basic unit (No. 11004) includes:
square drive mechanism 3/4" with handle, without expander head and ratchet

Model	Weight	PU	No.
Expander A0 bare tool	1.970 kg	1	11004
Expander A0 set 35-42-54-64 mm	8.120 kg	1	11400

Expander head type S

For the precise expansion of normal and thick walled pipes
 \varnothing 22–67 mm (1–2.1/2") and 2.5 mm wall thickness

Suitable for expanding copper, stainless steel and aluminium pipes in the plumbing, heating, refrigeration and air conditioning sector.



Ø mm	max. wall thickness mm				A-size mm	Weight	No.
	Cu	Al	Fe	INOX			
22	2.0	2.0	1.5	1.5	18.5	0.350 kg	11323
25	2.0	2.0	1.5	1.5	18.5	0.350 kg	11325
28	2.0	2.0	1.5	1.5	19.5	0.360 kg	11328
32	2.0	2.0	1.5	1.5	19.5	0.380 kg	11332
35	2.0	2.0	1.5	1.5	19.5	0.400 kg	11335
36	2.0	2.0	1.5	1.5	19.5	0.400 kg	11336
42	2.0	2.0	1.5	1.5	19.5	0.450 kg	11342
54	2.5	2.5	1.5	1.5	19.5	0.570 kg	11346
64	2.5	2.5			19.5	0.690 kg	11348
67	2.5	2.5			19.5	0.750 kg	11380

Ø Inch	max. wall thickness mm				A-size mm	Weight	No.
	Cu	Al	Fe	INOX			
1"	2.0	2.0	1.5	1.5	18.5	0.350 kg	11376
1.1/8"	2.0	2.0	1.5	1.5	19.5	0.360 kg	11358
1.1/4"	2.0	2.0	1.5	1.5	19.5	0.380 kg	11332
1.3/8"	2.0	2.0	1.5	1.5	19.5	0.400 kg	11335
1.5/8"	2.0	2.0	1.5	1.5	19.5	0.450 kg	11362
2"	2.0	2.0	1.5	1.5	17.0	0.540 kg	11364
2.1/8"	2.5	2.5	1.5	1.5	17.0	0.570 kg	11346
2.1/2"	2.5	2.5			17.0	0.690 kg	11348

Expander adaptor type S

To increase the application area of the ROCAM / ROLOCK
 expander power torque, ROMAX expander compact
 standard and expander pistol H1

To extend the application range of the ROCAM, ROLOCK and
 H1 Expander.

Allows the use of the expander heads type S with
 copper pipe (soft) up to 67 mm and/or 2.1/2"!



Model	Weight	PU	No.
Adaptor type S without expander heads, 22–67 mm, (1–2.1/2")	0.630 kg	1	11007

Flanged riveted expander heads

For use with the ROCAM / ROLOCK expander power torque,
 ROMAX expander compact standard and expander pistol H1

Perfect for creating precise hose connections inside units with
 constant vibrations in air-conditioning technology, car
 manufacturing or industrial applications.



Model	Weight	PU	No.
Flanged riveted expander head 15 mm	0.110 kg	1	11955
Flanged riveted expander head 18 mm	0.110 kg	1	11958
Flanged riveted expander head 22 mm	0.120 kg	1	11962
Flanged riveted expander head 28 mm	0.370 kg	1	11968
Flanged riveted expander head 38 mm	0.430 kg	1	11978

Step expander A1

For expanding, reducing and calibrating thick walled pipes, Ø 35-108 mm (1.3/8- 1.1/8") as well as the production of tapers

For efficient, fitting-free installation of pipes in sanitary, heating, gas, refrigeration and air-conditioning systems

Suitable for pipes made of:

Copper and aluminium (soft):

Ø 35-108 mm, 1.3/8-4.1/8", max. wall thickness 2.5 mm

Application Benefits

- Affordable alternative when laying larger pipe dimensions with a considerable saving of soldering materials
- Expand without changing tools with the 6 size step expander
- Full bearing of the expander head segments allows heavy loads
- Optimum adjustment of the socket size and capillary gap with the positive fine adjustment
- Optimised force transmission with the trapezoidal screw thread with self-lubricating bronze socket
- Compulsory guidance guarantees a perfect centred position and uniform capillary gap with 6 rivets and guiding ridge



Fig. similar special ratchet (No. 27181)

Sets include: step expander with handle, without special ratchet

Model

Model	Weight	PU	No.
Step expander A4 35-42-54-67-80-104 mm	3.900 kg	1	11089
Step expander A3 35-42-54-64-76-108 mm	3.900 kg	1	11087
Step expander A2 42-54-64-76.1-88.9-108 mm	4.200 kg	1	11086
Step expander A5 1.1/4-4"	3.800 kg	1	11093
Step expander A1 1.3/8-1.5/8-2.1/8-2.5/8-3.1/8-4.1/8"	4.200 kg	1	11078

Hydraulic expander system H 600

For expanding, reducing and calibrating normal and thick walled pipes in batch production as well as the production of tapers

Suitable for normal and thick-walled tubes made of
Copper and aluminum:
 Ø8–110 mm, 5/16–4.1/4", max. wall thickness 3.0 mm
Precision and stainless steel:
 Ø8–110 mm, 5/16–4.1/4", max. wall thickness 3.0 mm

Application Benefits

- Individual modular design
- Industrial quality expansions
- Proper and efficient handling of material

Technical Data

Working area pressure	80–600 bar
Voltage	400 V
Working area	Ø 5/16–4.1/4" (8–110 mm)
Power plug type	Plug type F (CEE 7/4)
Rated current	2.1 A
Rated recording power	1.2 kW



On-off switch with control light

Allows set-up and auto-mode

Individual modular design

Connections for safety foot pedal, control wires for the expander pistol H1 and / or H2 and quick coupling for hydraulic hose

Fine adjustment of the tube socket size

Industrial quality expansions



Continuous, accurate and adjustable operating power with set-up and auto-mode

Allows proper, efficient handling of material

Powerful 400 V / 1200 W drive

Quick expansion of large, thick-walled pipes

Suitable for all types of expander heads

Multi-functional

Set (No. 13100) includes: Electro-hydraulic expander system H 600 complete with hydraulic unit H 600 (No. 13002), expander pistol H1 (No. 12001), control cable, hydraulic hose 2.5 m with circuit points, adjusting tool, tool rack (No. 13023), safety foot pedal and hydraulic oil 1 l (No. 58185), without expander heads

Set (No. 13002) includes: Electro-hydraulic unit H 600 with safety foot pedal, adjusting tool, tool rack (No. 13023) and hydraulic oil 1 l (No. 58185), without expander heads

Model	Weight	PU	No.
Hydraulic unit H 600	33.100 kg	1	13002
Hydraulic unit H 601 without expander heads	36.000 kg	1	13100
Safety foot pedal with 3 m cable	0.520 kg	1	12013

Electro-hydraulic expander pistol H1

Electro-hydraulic expander gun for expanding pipes with $\varnothing 8-67$ mm (5/16-2.1/2")

Expander heads standard:

$\varnothing 8-42$ mm, 5/16-1.3/4", max. wall thickness 1.6 mm

Expander heads type S:

$\varnothing 22-67$ mm, 1-2.1/2", max. wall thickness 2.5 mm

Application Benefits

- Compatible with H 600 hydraulics
- Ideal for series production
- Robust construction for long service life



Adaptor (No. 12097)



Adjusting tool (No. 12018)



Adaptor (No. 11007)

Expander pistol H1 (No. 12001)

Set includes: 2.5 m control cable (No. F88928), hydraulic hose (No. 12023), adjusting tool (No. 12017), hydraulic oil 1 l (No. 58185)

Model	Weight	PU	No.
Electro-hydraulic expander pistol H1	2.900 kg	1	12001

Expander adaptor type S

To increase the application area of the ROCAM / ROLOCK expander power torque, ROMAX expander compact standard and expander pistol H1

To extend the application range of the ROCAM, ROLOCK and H1 Expander.

Application Benefits

- Extends the application range of the ROCAM, ROLOCK and H1 expander up to $\varnothing 67$ mm (2.1/2") in combination with the type S expander heads

Technical Data

Flange nut $\varnothing 67$ mm (2.1/2")

Model	Weight	PU	No.
Adaptor type S without expander heads, 22-67 mm (1-2.1/2")	0.630 kg	1	11007
Adaptor type S for H2, 70-110 mm	1.100 kg	1	12097

Allows the use of the expander heads type S with copper pipe (soft) up to $\varnothing 67$ mm and/or 2.1/2"!













Expander adaptor (No. 11007) for ROCAM expander power torque or expander pistol H1



Expander adaptor (No. 12097) for expander pistol H2

Expander head compatibility

	Expander head ROLOCK	Expander head standard	Expander head type S	Riveted expander head	Expander head PE-X	Expander head H2, type 2/3	Step expander head
ROLOCK expander power torque 	●	●		●	○	○	○
ROCAM expander power torque 	○	●		●	● No. 12005	○	○
Expander A0 	○	○	●	○	○	○	○
Expander A1 	○	○	○	○	○	○	●
Expander pistol H1 	○	●		●	○	○	○
Expander pistol H2 Fig. similar 	○	○		○	○	●	○

● Expander head can be used without adaptor ○ Expander head can not be used Fig.: Can be used with the appropriate adaptor (pictured)

4

ROLOCK COMBI KIT expander / extractor

Practical, compact and cost-saving set combinations with ROLOCK expander power torque and tee-extractors. For all common pipe dimensions \varnothing 12-28 mm (1/2-1.1/8")

Suitable for pipes made of:
Copper, aluminium and steel (soft):
 \varnothing 12-28 mm, 1/2-1.1/8"



Made in Germany

The know-how from the pioneer of expanding technology and the leading manufacturer of expanding tools for over 50 years!

Application Benefits

- Increases safety by reducing the number of connections
- Suitable for making branches even in confined spaces through the compact design
- Toolless fine adjustment of the capillary gap
- Reduces effort required and increases work space
- Up to 67% reduction of soldering materials and soldered joints
- Accurate drilling
- Saves resources by converting scrap pipes into fittings
- Reliable pipe connections to DVGW standards

4



EPT-Technology

Concealed bent lever



Largest possible expansion size and toolless adjustable capillary gap

Professional extractions

Up to 67% reduction of soldering materials and soldered joints



Long handles

Reduces effort required and increases work space

Utilisation of material

Saves resources by converting scrap pipes into fittings

Scale and cam depth adjustment

UNIDRILL Automatic 28 / 42


Accurate drilling



No. 21583 / No. 21575

Extractor cam pincer

Limits insertion depth for \varnothing 12-42 mm (1/2-1.5/8")



No. 22080
Fig. similar



Fig. similar

Sets include: ROLOCK expander power torque (No. 12400), ROLOCK expander heads, tee-extractor, special ratchet (No. 27180), adaptor (No. 1500002894), UNIDRILL Automatic 28 (No. 21583), extractor cam pincer (No. 22080), carrying case

Model	Weight	PU	No.
1/2-3/4-1"	2.500 kg	1	12605
1/2-5/8-7/8-1.1/8"	2.800 kg	1	12604
12-14-16-18 mm	2.600 kg	1	12602
12-15-18-22 mm	4.400 kg	1	12601

Extractor set

For efficient production of T-branches (extractions) for fitting-free pipe installations, Ø 10–42 mm (3/8–2.1/8")

Suitable for pipes made of:

Copper (soft, semi-hard, hard):

Ø 10–42 mm, 3/8–2.1/8", max. wall thickness 2.5 mm

Aluminium:

Ø 10–42 mm, 3/8–2.1/8", max. wall thickness 2.5 mm

Precision steel:

Ø 10–42 mm, 3/8–2.1/8", max. wall thickness 2.5 mm



Made in Germany

The know-how from the pioneer of expanding technology and the leading manufacturer of expanding tools for over 50 years!

Application Benefits

- Eliminates the cost for T-pcs., purchase and storage of fittings
- Extractions even on installed pipes possible
- Accurate drilling
- Optimal positioning with the cam pincher depth adjustment

Scale and cam depth adjustment



Extractor cam pincer

Limits insertion depth for Ø 12–42 mm (1/2–1.5/8")

No. 22080
Fig. similar



Optimum capillary gap

Professional extractions

Limits the insertion depth

Optimal positioning

No pipe removal

Extractions even on installed pipes possible

UNIDRILL Automatic 28 / 42

Accurate drilling



No. 21583 / No. 21575

Sets include: tee-extractor according to chart, special ratchet (No. 27180), adaptor (No. 1500002894), cam pincer (No. 22080) and special conical drill, UNIDRILL Automatic 42 (No. 21575), carrying case



Fig. similar

Model	Weight	PU	No.
1/2–3/4–1"	3.300 kg	1	22135
1/2–5/8–3/4–7/8"	3.480 kg	1	22121
1/2–5/8–7/8–1.1/8"	3.700 kg	1	22124
10–12–14–16–18–22 mm	3.780 kg	1	22111
12–14–16–18–22 mm	3.600 kg	1	22109
12–15–18–22 mm	3.400 kg	1	22100
12–15–18–22–28 mm	3.900 kg	1	22103
12–15–18–22–28–35–42 mm	5.500 kg	1	22126
15–22–28 mm	3.600 kg	1	22127

Extractor

Suitable for producing extractions on copper pipes with Ø 10–54 mm (3/8–2.1/8")

Application Benefits

- Uniform and material friendly extractions without scratches and burrs
- Burr-free operation due to specially polished extractor hooks
- Easy insertion into the drilled hole with the special hook design
- Secure support and positioning for precise 90° branches

Double V-block

Accurate and firm positioning for exact 90° branches

Specially polished, forged and tempered extractor hooks

Burr-free operation

Special hook design

Easy insertion into the drilled hole

Ratchet adaptor (No. F80053 and F80054) with No. 22050 / 22054 included in scope of delivery (square, 3/4")



Model	Weight	PU	No.
Extractor 10 mm	0.130 kg	1	22010
Extractor 12 mm	0.150 kg	1	22012
Extractor 14 mm	0.160 kg	1	22014
Extractor 15 mm	0.160 kg	1	22015
Extractor 16 mm (5/8")	0.220 kg	1	22016
Extractor 18 mm	0.220 kg	1	22018
Extractor 22 mm	0.350 kg	1	22022
Extractor 28 mm	0.470 kg	1	22028
Extractor 35 mm (1.3/8")	0.700 kg	1	22035
Extractor 38 mm (1.1/2")	0.700 kg	1	22038
Extractor 42 mm	0.890 kg	1	22042

Model	Weight	PU	No.
Extractor 54 mm (2.1/8")	1.380 kg	1	22054
Extractor 3/8"	0.110 kg	1	22060
Extractor 1/2"	0.140 kg	1	22061
Extractor 3/4"	0.220 kg	1	22062
Extractor 7/8"	0.350 kg	1	22063
Extractor 1"	0.470 kg	1	22064
Extractor 1.1/8"	0.480 kg	1	22065
Extractor 1.1/4"	0.700 kg	1	22066
Extractor 1.5/8"	0.900 kg	1	22068
Extractor 2"	1.380 kg	1	22050

Spare extractor hook

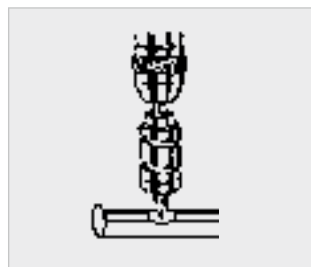
Hooks, specially polished, tempered from Ø 10–54 mm (3/8–2.1/8")

Model	Weight	PU	No.
Spare extractor hook 14 mm	0.090 kg	1	22214
Spare extractor hook 42 mm	0.320 kg	1	22242
Spare extractor hook 54 mm (2.1/8")	0.560 kg	1	22254
Spare extractor hook 3/4"	0.140 kg	1	22263
Spare extractor hook 3/8"	0.060 kg	1	22260
Spare extractor hook 7/8"	0.200 kg	1	22264

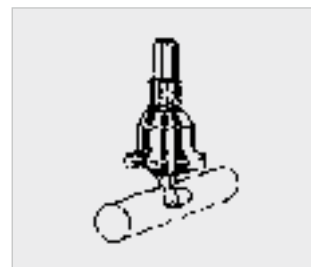


Model	Weight	PU	No.
Spare extractor hook 1"	0.210 kg	1	22265
Spare extractor hook 1.1/8"	0.220 kg	1	22266
Spare extractor hook 1.1/4"	0.270 kg	1	22267
Spare extractor hook 1.5/8"	0.320 kg	1	22270
Spare extractor hook 2"	0.520 kg	1	22246

Precise drilling of the pipe without a centre punch—drill stop prevents perforation of the pipe



Insert extractor hook into the drilled hole and screw the bell firmly against the drill hole



Using the ratchet, turn the extractor to the left, while paying attention that the V-block is seated securely



After extraction, set correct insertion depth (dependant on pipe Ø) with cam pincer



Simply calibrate the tee Ø on the UNIDRILL Automatic and the drilled hole Ø will automatically correspond to the extractor hook required.

Extractor ratchet

In combination with the neckers for an even and material-friendly necking of pipes and suitable for right- and left-handers.

Application Benefits

- Made of chrome vanadium steel
- Fine toothed, reversible right/left



No. 27180
Fig. similar



No. 27181

Model	Weight	PU	No.
Extractor ratchet 10–42 mm (3/8–1.3/4")	0.435 kg	1	27180
Extractor ratchet 50–54 mm, (2–2.1/8")	1.140 kg	1	27181

Extractor cam pincer

For marking and limiting the insertion depth on the tube for \varnothing 12–42 mm (1/2–1.5/8")

Application Benefits

- Marking point ensures exact insertion depth and prevents poking through
- Cam depth adjustment wheel with scale

Scale and cam
depth adjustment



Fig. similar

Extractor cam pincer

Limits insertion depth for
 \varnothing 12–42 mm (1/2–1.5/8")

Model	Weight	PU	No.
Extractor cam pincer 12–42 mm (1/2–1.5/8")	0.170 kg	1	22080


UNIDRILL Automatic 28 / 42

HSS special conical drill

Application Benefits

- Fast, burr-free drilling
- Precise location without need for centre punch special drill tip
- Calibrated drill Ø automatically corresponds to the correct extractor hook and branch size
- Drill stop prevents damage to pipe walls

4



Model	Weight	PU	No.
UNIDRILL Automatic 28, 10–28 mm (3/8–1.1/8")	0.110 kg	1	21583
UNIDRILL Automatic 42, 10–42 mm (3/8–1.5/8")	0.430 kg	1	21575

Precision double flaring press DB 10

For standard precision expands according to DIN 74234
 Ø 4.75–10 mm, wall thickness 0.7–1.0 mm

On copper, aluminium and steel pipes, seamless pipes and double-walled pipes, for example Bundy pipe and KUNIFER brake pipes.

Application Benefits

- Ideal for endless pipes
- For several flaring profiles, wall thickness 0.7–1.0 mm
- Universal use with the pluggable pressure cone
- Accurate and reproducible results
- Clamping block for several pipe diameters
- Clamping block for several pipe diameters
- Reliable hold with the 25 mm pipe clamping length
- Suitable for clamping in a vice

Formation of the various flares made possible with the appropriate flaring attachments

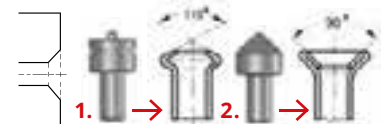
E- contour, simple flare

- Standard flaring contour




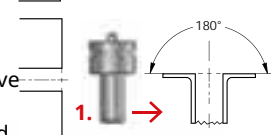
D-contour, double flare

- Extension of brake and/or hydraulic lines
- Connection by means of coupling rings, sealed by means of flaring surface



180° flares

- Mounting using coupling ring, for example hydraulic transmission valve and/or distributor block
- Seal between drill-hole and flaring surface



Set (No. 26013) includes: basic tool with pressure cone (No. 26010), flaring attachments, 1 set of clamping blocks (No. 26011)

Model	Weight	PU	No.
DB 10 4,75–5–6–8–9–10 mm	2.640 kg	1	26013
Flanging inserts 4.75–5 mm	0.200 kg	1	26001
Flanging inserts 6 mm	0.200 kg	1	26002
Flanging inserts 8 mm	0.200 kg	1	26003
Flanging inserts 9 mm	0.200 kg	1	26004
Flanging inserts 10 mm	0.200 kg	1	26005

Model	Weight	PU	No.
Cone pressure piece	0.020 kg	1	26010
Clamping block 4.75–5–6–8–9–10 mm, 2 pcs.	0.190 kg	1	26011
Flaring spindle	0.300 kg	1	26016
Clamping spindle	0.090 kg	1	26015
Distance bolt	0.030 kg	1	26017

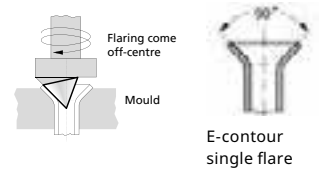
ROFLARE REVOLVER

Revolver reeling flaring tool


For the reliable and fast production of standard single 45° flares in accordance with EN 14276-2 and JIS B8607:2008 on copper soft pipes Ø 6–18 mm and 1/4–3/4"

Application Benefits

- Guaranteed norm flares
- Produces leak free joints
- One-handed quick clamping system
- Automatic depth stop: perfect positioning of the pipe to the flaring cone



4



Set (No. 100000230) includes: ROFLARE REVOLVER metric incl. ratchet adaptor, dies Ø 6, 8, 10, 12, 16 and 18 mm, pipe cutter ROTRAC 28 PLUS chrome limited edition (No. 100000046), ROCASE 4212 (No. 1300003334)

Set (No. 100000231) includes: ROFLARE REVOLVER imperial incl. ratchet adaptor, dies Ø 1/4, 5/16, 3/8, 1/2, 5/8 and 3/4", pipe cutter ROTRAC 28 PLUS chrome limited edition (No. 100000046), ROCASE 4212 (No. 1300003334)

Model	Weight	PU	No.
Metric, 6–8–10–12–16–18 mm	1.300 kg	1	100000222
Imperial, 1/4–5/16–3/8–1/2–5/8–3/4"	1.710 kg	1	100000223
Set metric with ROTRAC 28 PLUS chrome, limited edition	1.300 kg	1	100000230
Set imperial with ROTRAC 28 PLUS chrome, limited edition	1.900 kg	1	100000231

Compact design enables use in confined spaces



Automatic depth stop: perfect positioning of the pipe to the flare cone

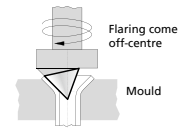


Reeling flaring tool

For producing precise 45° single flares on copper pipes
 Ø 6–18 mm (1/8–3/4")

Application Benefits

- Controlled expanding and shaping of the pipe without tearing
- No reduction in wall thickness
- No slipping of the pipe
- Sturdy and long lasting



E-contour single flare



No. 222401, No. 222402,
 No. 222403

Square connection

For manual operation, for example cordless screwdriver

Spring-loaded slide coupling

No reduction in wall thickness

Flare cone rotates off-centre in needle bearings

Controlled expanding shaping of the pipe end without tearin

Made from forged steel

Robust and long-lasting

Self-centring die

Highest flare precision

Adaptor for cordless screwdriver

Die available in metric and imperial sizes

Pipe will not slip



Fig. similar

Model	Weight	PU	No.
Dies metric, 6–8–10–12–14–15–16–18 mm	0.400 kg	1	222413
Dies imperial, 1/8–3/16–1/4–5/16–3/8–1/2–5/8–3/4"	0.400 kg	1	222412

Reeling flaring tool set includes: reeling flaring tool in plastic case with mould in metric and/or imperial format

Model	Weight	PU	No.
Set metric, 6–8–10–12–14–15–16–18 mm	2.080 kg	1	222403
Set imperial, 1/8–3/16–1/4–5/16–3/8–1/2–5/8–3/4"	2.030 kg	1	222402
Set metric and imperial, 6–8–10–12–14–15–16–18 mm 1/8–3/16–1/4–5/16–3/8–1/2–5/8–3/4"	2.650 kg	1	222401

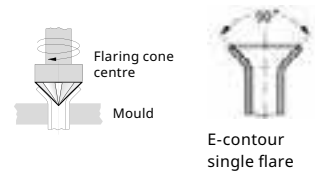
Flaring

Universal flaring tool

**For producing precise 45° single flares on copper pipes
Ø 4–16 mm (3/16–5/8")**

Application Benefits

- Universal application and highest flare precision through selfcentring pipe clamp for all diameters
- Controlled flaring without tearing, forming perfect surfaces
- Hardened flare cone with special geometry



Universal flaring tool set (No. 222601) includes: universal flaring tool for pipe diameters 4–16 mm, 3/16–5/8", in plastic case

Model	Weight	PU	No.
Universal flaring tool 4–16 mm (3/16–5/8")	0.900 kg	1	222601

Flaring and bending set

Universal application in industry and small trade by sanitary and heating installations, refrigeration and air-conditioning technology, auto and hydraulic technology

Application Benefits

- All in one case–flaring and bending tool always at the ready
- All sizes from 4.75 mm to 10 mm can be treated
- Additional accessories such as an internal and external deburrer are included in the case



Fig. similar

Flaring and bending set (No. 26020) includes: MINICUT I, Ø 3–16 mm (No. 70401), internal and external deburrer, Ø 4–36 mm (No. 11006), double flare press DB 10 (No. 26013), TUBE BENDER set, Ø 4.75–10 mm (No. 24112)

Model	Weight	PU	No.
Flaring and bending set 4,75-5-6-8-9-10 mm	5.500 kg	1	26020
Flange device and 735 CR	1.780 kg	1	490050016

ROTORQUE AIRCON / REFRIGERATION

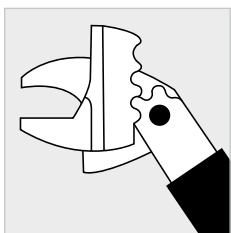
Step-less torque wrench

Self-locking rack and pinion drive enables quick and reliable fastening of flare nuts sizes 15–32 mm in accordance with EN 378-2:2012-08

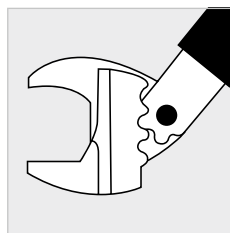
Application Benefits

- Always fits, covers all flare nut sizes from 15–32 mm
- Won't slip thanks to the self-locking rack and pinion drive and ratchet function
- Simple and reliable: required torque in accordance with EN 378-2:2012-08 is embossed on the head for every size and can not be rubbed off
- Embossed torque data: easy tightening according to norm
- ROTORQUE REFRIGERATION is suitable for cylinder heads work

Closed head



Fully opened head



ROTORQUE sets include: torque wrench, head, carrying bag

Model	Weight	PU	No.
ROTORQUE REFRIGERATION	1.500 kg	1	1000000224
ROTORQUE AIRCON	1.400 kg	1	1000000225

Torque wrench set

For proper tightening of flange connections

Set with adjustable torque wrench (10-70 Nm) and 6 spanner inserts sizes 17, 22, 24, 26, 27 and 29 mm for flange connections on 1/4", 3/8", 1/2" and 5/8" pipe lines according to DIN EN 378-2:2012-08

Application Benefits

- For proper tightening of flare nuts
- Torque adjustable between 10 and 70 Nm
- 6 interchangeable spanner inserts with width 17, 22, 24, 26, 27 and 29 mm
- For flare connections with pipe diameter of 1/4", 3/8", 1/2" and 5/8" according to DIN EN 378-2: 2016
- All components in a carrying case

7 pcs. set (No. 175001) includes: spanner wrench sizes 17, 22, 24, 26, 27, 29 mm, torque wrench, carrying bag

Model	Weight	PU	No.
Torque wrench set 17-22-24-26-27-29 mm	3.500 kg	1	175001

Connection 9 × 12

Head can be exchanged between ROTORQUE AIRCON and ROTORQUE REFRIGERATION

All-In-One: one head fits all sizes!



The torque can be read of

Always tighten according to the standard



ROTORQUE AIRCON torque wrench

- 10–110 Nm
- ± 4 % accuracy
- 1 Nm adjustment steps

ROTORQUE REFRIGERATION torque wrench

- 10–70 Nm
- ± 3 % accuracy
- 1/2 Nm adjustment steps
- Suitable for cylinder heads' work



Fig. ROTORQUE AIRCON torque wrench



Fig. ROTORQUE REFRIGERATION torque wrench

Fix with torque urgently necessary!



Fig. similar

Pipe-Ø	Spanner width	Locking torque
1/4" / 6 mm	17 mm	14–18 mm
3/8" / 10 mm	22 mm	33–42 mm
1/2" / 12 mm	24 mm	50–62 mm
1/2" / 12 mm	26 mm	50–62 mm
5/8" / 15/16 mm	27 mm	63–77 mm
5/8" / 15/16 mm	29 mm	63–77 mm





Pressing

System overview	118-119
Constant Force Technology	116
DURA LAZR TEC	117
Press machine compact	120-121
Press machines standard	122-125
Conex Bänninger® >B< MaxiPro® press system	126-128
Press rings	129
Press jaws compact	130-131
Press jaws standard	132-133
Press chains standard	134
Overview pressing tools	135-136
Overview system approvals	137-141

Constant Force Technology

The CFT guarantees a constant axial pressing force over the entire service interval. A very important requirement for the production of sealed press connections.

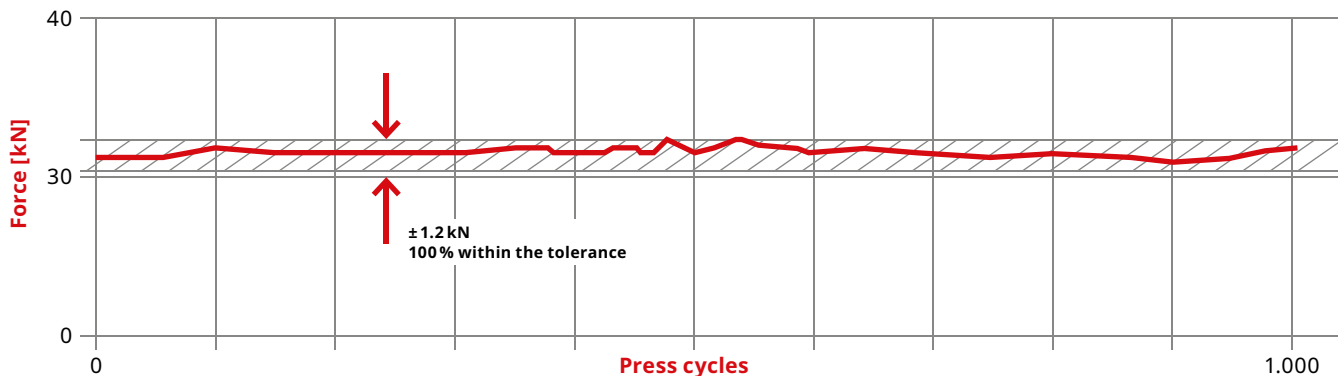


CFT guarantees:

- ROMAX Compact TT: 19 kN / 40,000 press cycles
- ROMAX 4000: 32 kN / 40,000 press cycles
- ROMAX 3000 AC: 32 kN / 20,000 press cycles
- ROMAX AC ECO: 32 kN / 10,000 press cycles

Constant force due to CFT

Measurement under load—UPONOR NW 75



5

No system commitment

Users are free to decide which fitting systems they want to press. They are also free to choose the manufacturer of the press machines and press tools. There is no legal provision, DIN standard or other provision—for example, a regulation established by means of a DVGW worksheet—which obligates the tradesmen to exclusively use the press tools or press jaws of just one fitting or piping system manufacturer.

The only decisive factor is whether the fitting system and pressing tool are suitable for one another – only in this case is the tightness guaranteed. The Pressnavigator app provides guidance by enabling users to find the suitable press tool for the fitting system, or the suitable fitting system for the press tool.



Controlled press cycle

After reaching a predetermined pressing force the press cycle switches off automatically. The piston retracts after the necessary pressing force has been reached. This guarantees uniform and reliable pressings as leading system manufacturers require.

Electronic control

The electronics of the ROMAX Compact TT, ROMAX 4000 and ROMAX 3000 AC provide for a safe pressing cycle:

- Control of the battery charge status
- Safety start-inhibitor when the battery is too low
- LED display of the service interval and any error messages

CAS – Cordless Alliance System



- cross-manufacturer battery alliance
- 100% compatibility of batteries and chargers with tools and machines of all alliance partners
- 18-volt battery technology from Metabo
- Strong brands for the professional user and high specialization

AMPShare – Powered by Bosch



- cross-manufacturer battery alliance
- 100% compatibility of batteries and chargers with tools and machines of all alliance partners
- 18-volt battery technology from Bosch
- High availability and global distribution thanks to 100% compatibility with all Bosch Professional batteries since 2008—more than 80 million rechargeable batteries on the market



DURA LAZR TEC

The unique laser-hardening process

Long-lasting. Safe. Precise. Our DURA LAZR TEC press jaws set is a new industry standard. The unique ROTHENBERGER laser-hardening process, which is implemented in our own production, provides maximum stability and wear resistance. And, therefore, more safety and a longer service life!

Partial laser-hardening for highly stressed surfaces

- Ideal accuracy of contour for highest precision during the complete live time
- 40% increase in hardness¹

Highest degree of hardness


- ROTHENBERGER press jaws are performing with the highest degree of hardness at high stressed areas
- Even in the case of high burr formation during compression, the wear is reduced to a minimum

ROTHENBERGER press jaws before surface treatment



**+ 40 %
HARDNESS
AT HIGHLY STRESSED
AREAS¹**

**+100%
PRESS CYCLES
WITH LASER
HARDENING¹**



100% extended lifetime of the press jaws among other things due to laser hardening¹

Parts which have to be flexible stay ductile

Adjustment of the plate

Durability increased by approx. 45%¹

Depth distribution of hardness was tested by the independent test laboratory of the State Materials Testing Institute Darmstadt (MPA).



1) In comparison to previous models

Press jaws, press rings and press chains

**Press jaws compact
>B< MaxiPro**

**Press jaws standard
>B< MaxiPro**

Press jaws compact

Press jaws standard



Working range metal	1/4-1.1/8"	1/4-1.1/8"	Ø 12-35 mm	Ø 12-54 mm
Working range multilayer	○	○	Ø 12-40 mm	Ø 12-40 mm
Snap on	○	○	○	○
DURA LAZR TEC	●	●	●	●
Long-term corrosion prot.	●	●	●	●
3-bolt synch. mechanism	●	●	●	●
Precision-manufactured contour	●	●	●	●
Compatible with Conex Bänninger® >B< MaxiPro® press system	●	●	○	○
Suitable for all press machines with a constant axial thrust of	19-21 kN	32-34 kN	19-21 kN	32-34 kN
Page	128	128	130	132

Press rings

**Interchangeable
press jaw compact**

**Press jaws standard
3-elemental**

**Press chains
standard**



Working range metal	Ø 12-35 mm	○	Ø 42-54 mm	Ø 42-54 mm
Working range multilayer	Ø 14-40 mm	Ø 12-32 mm	Ø 50-63 mm	○
Snap on	●	○	○	●
DURA LAZR TEC	●	○	●	●
Long-term corrosion prot.	●	●	●	●
3-bolt synch. mechanism	○	●	●	○
Precision-manufactured contour	●	●	●	●
Compatible with Conex Bänninger® >B< MaxiPro® press system	○	○	○	○
Suitable for all press machines with a constant axial thrust of	19-21 kN 32-34 kN	19-21 kN	32-34 kN	32-34 kN
Page	129	131	133	134

5

Press machines

ROMAX Compact TT

ROMAX 4000

ROMAX 3000 AC

ROMAX AC ECO



Operation mode	Electro-hydraulic	Electro-hydraulic	Electro-hydraulic	Electro-hydraulic
Jaw fixture rotatable	270°	270°	270°	270°
Constant Force Technology (CFT)	●	●	●	●
Controlled press cycle	●	●	●	○
Piston force / hub	19 kN / 30 mm	32 kN / 40 mm	32 kN / 40 mm	32 kN / 40 mm
Service intervall	40,000 pressings	40,000 pressings	20,000 pressings	10,000 pressings
LED	●	●	●	○
Approx. pressing cycle time	3 s	5 s	5 s	7 s
Dimensions	336 × 143 × 76 mm	445 × 125 × 75 mm	460 × 120 × 90 mm	415 × 180 × 80 mm
Cable length	○	○	5 m	5 m
Weight	2.500 kg	3.600 kg	3.800 kg	4.500 kg
Cordless	●	●	○	○
Page	120	122	124	125

ROMAX Compact TT

Electro-hydraulic press machine for battery operated pressing of fittings up to Ø 40 mm (plastic / multilayer) and / or up to Ø 35 mm (metal) with 19 kN

The ROMAX Compact TT is 3 seconds fast, 2.5 kg light and 19 kN strong. Through the perfect handling, the machine is particularly suitable for domestic installations, high volume pressings or service installations.

Application Benefits

- Fast: thanks to turbo pressure a pressing takes only 3 seconds
- Strong: presses metal fittings up to Ø 35 mm and multilayer up to Ø 40 mm
- Handy: perfectly balanced—the centre of gravity is where the user holds the tool
- Small and lightweight: with 34 cm in length, the ROMAX Compact TT weighs just 2.5 kg

Technical Data

Dimension	336 × 143 × 76 mm (with 2.0Ah battery)
Piston force / hub	19 kN / 30 mm
Nominal size	Ø 12–40 mm plastic / multilayer Ø 12–35 mm metal
Service intervall	40,000 pressings / 2 years
Press jaw fixture	270° rotation
Power supply	Battery
Operation temperature	-10 °C up to 60 °C
Pressings (with SV18 stainless steel)	up to 130 times (with 2.0Ah battery)



Twin Turbo Design

Perfectly balanced weight distribution

270° rotatable jaw fixture

For easy use in confined spaces

Lightweight and easy to handle

The press machine is 34 cm short and weighs only 2.5 kg

Automatic controlled press cycles

Piston retracts after reaching the necessary pressing force

Turbo Pressure

Pressing of metal fittings up to Ø 35 mm within 3 seconds

Constant Force Technology (CFT)

For constant pressing force



When unused or during preassembly, the machine stands stably on the workbench.



The ROMAX Compact TT hanging from a ladder by the shoulder strap.



Secondary effect of the two cylinder-structure: The machine can be used with one hand.



ROMAX Compact TT sets



Twin Turbo: What's behind it?

Balance

- The engine and the gear are located opposite the hydraulic system
- Perfectly balanced weight distribution

Size

- Installing components in two cylinders reduces the size of the machine
- The two-cylinder shape saves 15 % of the length

Power

- Every press cycle takes only 3 seconds
- The new pressure heart enables pressing of metal fittings up to Ø35 mm

Twin Turbo for high volume pressing



Twin Turbo for domestic installations



Twin Turbo for service installations



Basic set 1 EU (No. 1000002115) includes: ROMAX Compact TT press machine, 1 × RO BP18/2, 2.0 Ah 18 V (No. 1000001652), RO BC battery charger EU (No. 1000001654), ROCASE 6414 (No. 1000001959), without press jaws

Model	Press jaws Ø	Weight	PU	CAS-No.
ROMAX Compact TT bare tool		4.200 kg	1	1000002809
ROMAX Compact TT basic set 1 incl. 1 × 2.0 Ah battery		4.900 kg	1	1000002115
ROMAX Compact TT basic set 1 incl. 1 × 2.0 Ah battery, UK		4.900 kg	1	1000002123
ROMAX Compact TT basic set 2 incl. 2 × 2.0 Ah battery		5.300 kg	1	1000002116
ROMAX Compact TT press jaw set SV incl. 1 × 2.0 Ah battery	15–22–28 mm	8.600 kg	1	1000002117
ROMAX Compact TT press jaw set M incl. 1 × 2.0 Ah battery	15–22–28 mm	8.600 kg	1	1000002118
ROMAX Compact TT press jaw set M incl. 1 × 2.0 Ah battery, UK	15–22–28 mm	8.600 kg	1	1000002124
ROMAX Compact TT press jaw set TH incl. 1 × 2.0 Ah battery	16–20–26 mm	8.600 kg	1	1000002120
ROMAX Compact TT press jaw set U incl. 1 × 2.0 Ah battery	16–20–25 mm	8.600 kg	1	1000002119
ROMAX Compact TT interchangeable press jaw set TH incl. 1 × 2.0 Ah battery	16–20–25–32 mm	6.900 kg	1	1000002113
ROMAX Compact TT interchangeable press jaw set U incl. 1 × 2.0 Ah battery	16–20–25–32 mm	6.900 kg	1	1000002112
ROMAX Compact TT interchangeable press jaw set RFz incl. 1 × 2.0 Ah battery	16–20–25–32 mm	6.900 kg	1	1000002111
ROMAX Compact TT interchangeable press jaw set CO incl. 1 × 2.0 Ah battery	12–16–20–25 mm	6.900 kg	1	1000002114

Batteries and charger

Model	Weight	PU	No.
RO BP18/2, 2.0 Ah 18 V	0.420 kg	1	1000001652
RO BP18/4, 4.0 Ah 18 V	0.575 kg	1	1000001653
RO BP18/4, 4.0 Ah 18 V, Li-HD	0.515 kg	1	1000002548
RO BP18/8, 8.0 Ah 18 V, Li-HD	0.915 kg	1	1000002549
RO BC14/36 charger, 230 V	0.580 kg	1	1000001654



No. 1000001653



No. 1000002549

ROMAX 4000

Electro-hydraulic radial battery-powered press machine for system depending pressing of fittings up to Ø 110 mm with 32–34 kN.

The ROMAX 4000 operates in just 5 seconds, weighs only 3.6 kg and uses a force of 32 kN. It can press from 12 mm to 110 mm depending on the system and is therefore the perfect all-rounder amongst the ROTHENBERGER press machines.



Application Benefits

- Low weight of 3.6 kg for fatigue-free work even in difficult situations
- Fast working by pressing in under 5 seconds
- Increased output through improved battery technology
- Increased service interval after 40,000 pressings / 2 years

Technical Data


Dimension	467 × 125 × 80 mm (with 4.0 Ah battery) 445 × 125 × 75 mm (with 2.0 Ah battery)
Piston force / hub	32–34 kN / 40 mm
Nominal size	Ø 12–110 mm
Service intervall	40,000 pressings / 2 years
Press jaw fixture	270° rotation
Power supply	Battery
Operation temperature	-10 °C up to 60 °C
Pressings (with SV18 copper)	up to 240 times (with 4.0 Ah battery) up to 105 times (with 2.0 Ah battery)

5



Enter a new dimension of efficiency!

- Powerful 18 V / 4.0 Ah battery pack
- Up to 41 % more pressing cycles¹
- Up to 33 % more capacity due to enhanced system efficiency¹
- All this without a cord-maximum efficiency and on-site freedom for you!



ROMAX 4000 sets



66% faster charging

In comparison to the ROMAX 3000



Intelligent battery-management

One battery. Several devices. Full flexibility!



Charge indicator

To control the status of charge

Ergonomic working with the ROMAX 4000



Productive working due to expanded service interval



Cordless Alliance System: One battery system for more than 140 tools



Basic set 1 EU (No. 1000001840) includes: ROMAX 4000 Press machine, 1 × RO BP18/4, 4.0 Ah 18V (No. 1000001653), RO BC battery charger EU (No. 1000001654), ROCASE 6414 (No. 1000001959), without press jaws

Model	Press jaws Ø	Weight	PU	AMPSHare-No.	CAS-No.
ROMAX 4000 bare tool		5.900 kg	1	1000004166	1000002683
ROMAX 4000 basic set 1 incl. 1 × 4.0 Ah battery		7.000 kg	1	1000004165	1000001840
ROMAX 4000 basic set 2 incl. 1 × 2.0 Ah battery and 1 × 4.0 Ah battery		8.000 kg	1	1000004167	1000001923
ROMAX 4000 press jaw set SV incl. 1 × 4.0 Ah battery	15–22–28 mm	15.000 kg	1	1000004173	1000001924
ROMAX 4000 press jaw set M incl. 1 × 4.0 Ah battery	15–22–28 mm	15.000 kg	1	1000004174	1000001927
ROMAX 4000 press jaw set M incl. 1 × 4.0 Ah battery, UK	15–22–28 mm	15.000 kg	1		1000001932
ROMAX 4000 press jaw set TH incl. 1 × 4.0 Ah battery	16–20–26 mm	15.000 kg	1	1000004169	1000001925
ROMAX 4000 press jaw set U incl. 1 × 4.0 Ah battery	16–20–25 mm	15.000 kg	1	1000004170	1000001926

Batteries and charger

CAS	Weight	PU	No.	AMPSHare	Weight	PU	No.
RO BP18/2, 2.0 Ah 18V	0.420 kg	1	1000001652	RO BP18/2, 2.0 Ah 18V	0.400 kg	1	1000003859
RO BP18/4, 4.0 Ah 18V	0.575 kg	1	1000001653	RO BP18/4, 4.0 Ah 18V	0.600 kg	1	1000003860
RO BP18/4, 4.0 Ah 18V, Li-HD	0.515 kg	1	1000002548	RO BP18/4, 4.0 Ah 18V, ProCORE	0.520 kg	1	1000003863
RO BP18/8, 8.0 Ah 18V, Li-HD	0.915 kg	1	1000002549	RO BP18/8, 8.0 Ah 18V, ProCORE	0.960 kg	1	1000003864
RO BC14/36 charger, 230V	0.580 kg	1	1000001654	RO BC18 charger, 230V	0.550 kg	1	1000003858

Pressing

Press machines standard

ROMAX 3000 AC

Electro-hydraulic press machine with mains operation for system dependent pressing of fittings up to Ø 110 mm with 32-34 kN.

The ROMAX 3000 AC is fast, light, easy to handle and safe. It is therefore ideally suited for the batch production of fitting joints in field operation

Application Benefits

- Batch production possible due to mains operation (5 m cable length)
- A pressing cycle only lasts approx. 5 seconds
- Constant Force Technology (CFT) guarantees the necessary pressing force
- Extremely low weight as well as a balanced weight distribution
- Expanded operating temperature from -15 °C up to 60 °C
- The compact, wand-like design allows pressings even in confined spaces

Technical Data

Dimension	460 × 120 × 90 mm
Piston force / hub	32 kN / 40 mm
Nominal size	Ø 12-110 mm
Service intervall	20,000 pressings / 2 years
Press jaw fixture	270° rotation
Operation temperature	230 V / 50-60 Hz 110V on request
Temperature	-15 °C up to 60 °C



5



Batch production possible



Slim design



Basic set (No. 1000001001) includes: ROMAX 3000 AC, 230V, ROCASE 6414 (No. 1000001959), without press jaws

Model	Weight	PU	No.
ROMAX 3000 AC basic set	6.970 kg	1	1000001001

ROMAX AC ECO

Electro-hydraulic press machine with mains operation for system dependent pressing of fittings up to Ø 110 mm with 32–34 kN.

The ROMAX AC ECO is fast, light, easy to handle and safe. It is therefore ideally suited for the batch production of fitting joints in field operation

Application Benefits

- Ergonomic thanks to the rubberized handle and balanced weight distribution
- Controlled press cycle
- Constant Force Technology (CFT) guarantees the necessary pressing force
- Safety lock guarantees no unintentional opening because a 180° rotation is necessary
- Emergency stop switch for immediate interruption of the feed
- 5 m cable for a large operations radius



Technical Data

Dimension	415 × 180 × 80 mm
Piston force / hub	32 kN / 40 mm
Nominal size	Ø 12–110 mm
Service intervall	10,000 pressings / 2 years
Press jaw fixture	270° rotation
Operation temperature	230 V / 50–60 Hz 110 V on request

270° rotatable jaw fixture

For easy use in confined spaces

Compatible jaw fixture

Suitable for many press jaws

Emergency stop switch

Immediate interruption of the feed

Safety lock

No unintentional opening because a 180° rotation is necessary

5 m cable length

Large operations radius

Constant Force Technology (CFT)

For constant axial pressing force

Balanced weight distribution

Ergonomic use



Fig. ROMAX AC ECO press jaw set SV

Basic set (No. 15705) includes: ROMAX AC ECO, 230 V, ROCASE 6414 (No. 1000001959), without press jaws

Model	Press jaws Ø	Weight	PU	No.
ROMAX AC ECO press jaw set M	15–22–28 mm	13.400 kg	1	15750
ROMAX AC ECO press jaw set TH	16–20–26 mm	13.400 kg	1	15730
ROMAX AC ECO press jaw set SV	15–22–28 mm	13.400 kg	1	15740
ROMAX AC ECO press jaw set U	16–20–25 mm	13.400 kg	1	15760
ROCASE 6414 with inlay for ROMAX AC ECO		2.487 kg	1	1000001959



Press jaw sets >B< MaxiPro

An innovative press system suitable for air-conditioning and refrigeration applications consisting of Conex Bänninger® >B< MaxiPro® fittings, suitable press jaws and press machines from ROTHENBERGER.

Tight connections up to 48 bar

- The O-ring is resistant against several oils including ester oil.
- The 3-point press, one on each side of the bead and one press compressing the O-ring, provides a permanent and secure joint.

The advantages

- Only 3 seconds per joint completion
- Saves approx. 3 minutes per connection
- Flame-free joint, no hot work permit needed
- No need for nitrogen purge

Made-to-last through laser hardening


The press jaws are partially laser-hardened. This makes them particularly durable in those places that take the most pressure. Laser hardening increases the jaws' durability considerably.

Technical Data

Application	Air-conditioning and refrigeration
Connections	Copper to copper
Dimensions	1/4", 3/8", 1/2", 5/8", 3/4", 7/8", 1", 1.1/8"
O-Ring	HNBR
Max. operating pressure	48 bar / 4,800 kPa / 700 psig
Leak tightness	He ≤ 7,5 × 10 ⁻⁷ Pa.m ³ /s at +20 °C, 10 bar
Vacuum	200 microns
Operating temperature	-40 °C up to 140 °C
UL listing continues operating temperature	121 °C
Compatible refrigerants	R32, R134a, R404A, R407C, R407F, R410A, R507, R1234ze, R1234yf, R718, R450A, R513A, R448A, R449A, R407A, R427A, R438A, R417A and R422D

3-point press technology

Three press points: one on each side of the bead and one compressing the O-ring for a permanent and secure joint



Press jaw for ROMAX Compact TT
No. 1000001751



Press jaw for ROMAX 4000,
ROMAX 3000 AC and ROMAX AC ECO
No. 1000001891



Set (No. 1000002121) includes: ROMAX Compact TT press machine, 1 × RO BP18/2, 2.0 Ah 18 V (No. 1000001652), RO BC14/36 charger, 230 V (No. 1000001654), 8 × press jaws (No. see below), TUBE CUTTER 35 (No. 70027), internal and external deburrer (No. 1500000237), UNIGRAT pencil deburrer (No. 21660), ROVLIES cleaning pads (No. 45268), depth gauge (No. 1000002400), 2 × RO CASE 4414 case system

Model	Press jaws Ø	Weight	PU	AMPShare-No.	No.
Press jaw set compact >B< MaxiPro	1/4–5/8"	6.000 kg	1		1000003580
Press jaw set compact >B< MaxiPro	1/4–1.1/8"	14.000 kg	1		1000001989
Press jaw set standard >B< MaxiPro	1/4–5/8"	6.000 kg	1		1000003581
Press jaw set standard >B< MaxiPro	1/4–1.1/8"	18.100 kg	1		1000002207
ROMAX Compact TT press jaw set >B< MaxiPro incl. 1 × 2.0 Ah battery	1/4–1.1/8"	17.750 kg	1		1000002121
ROMAX Compact TT press jaw set >B< MaxiPro incl. 1 × 2.0 Ah battery, UK	1/4–1.1/8"	20.700 kg	1		1000002125
ROMAX 4000 press jaw set >B< MaxiPro incl. 1 × 4.0 Ah battery	1/4–1.1/8"	24.300 kg	1	1000004175	1000002945
ROMAX 4000 press jaw set >B< MaxiPro incl. 1 × 4.0 Ah battery, UK	1/4–1.1/8"	24.300 kg	1		1000002946

How to install the Conex Bänninger® >B< MaxiPro® system?

Conex Bänninger® >B< MaxiPro® benefits from a 3-point radial press—three press points, one on each side of the bead and one press compressing the O-ring. This provides a permanent and secure joint. As the connection is a mechanical joint, there is no need for nitrogen purge during the joining process.

1. Cut the tube to length.



2. Deburr and remove all external sharp edges.



3. Use a pencil deburrer on internal edges.



4. Clean the tube end with a circular movement, avoiding grooves that run parallel to the tube.



5. Check for defects.



6. Ensure the O-ring is seated.



7. Mark insertion depth using depth gauge and insert tube fully into the fitting.



8. Align jaws squarely on the fitting and complete the joint.



9. Mark the completed joint.



Please note: To ensure a safe and tight connection please follow the detailed Conex Bänninger® >B< MaxiPro® installation process. For more information, please visit the Conex Bänninger® website: conexbanninger.com



Accessories

	Weight	PU	No.
TUBE CUTTER 35, 6–35 mm (1/4–1.1/2"), DURAMAG	0.255 kg	1	70027
Internal and external deburrer, 6–35 mm (1/4–1.3/8")	0.100 kg	1	150000237
UNIGRAT with HSS deburring blade	0.030 kg	10	21660
ROVLIES, 10 pcs.	0.080 kg	1	45268
Conex Bänninger® >B< MaxiPro® depth gauge	0.050 kg	1	1000002400

Batteries and charger

CAS	Weight	PU	No.	AMPShare	Weight	PU	No.
RO BP18/2, 2.0 Ah 18V	0.420 kg	1	1000001652	RO BP18/2, 2.0 Ah 18V	0.400 kg	1	1000003859
RO BP18/4, 4.0 Ah 18V	0.575 kg	1	1000001653	RO BP18/4, 4.0 Ah 18V	0.600 kg	1	1000003860
RO BP18/4, 4.0 Ah 18V, Li-HD	0.515 kg	1	1000002548	RO BP18/4, 4.0 Ah 18V, ProCORE	0.520 kg	1	1000003863
RO BP18/8, 8.0 Ah 18V, Li-HD	0.915 kg	1	1000002549	RO BP18/8, 8.0 Ah 18V, ProCORE	0.960 kg	1	1000003864
RO BC14/36 charger, 230V	0.580 kg	1	1000001654	RO BC18 charger, 230V	0.550 kg	1	1000003858

Press jaws compact >B< MaxiPro**For ROMAX Compact TT**

Suitable for use in pipe systems for refrigeration systems and heat pumps from -40 °C to +140 °C at a maximum operating pressure of 48 bar

Application Benefits

- Flame free connection: No more working with open flame necessary
- Secure sealing: Reliable and durable connection through 3-point compression
- Fast, simple and cost-effective installation



Model	Press jaws Ø	Weight	PU	No.
Press jaw compact >B< MaxiPro	1/4"	1.265 kg	1	1000001749
Press jaw compact >B< MaxiPro	3/8"	1.250 kg	1	1000001750
Press jaw compact >B< MaxiPro	1/2"	1.180 kg	1	1000001751
Press jaw compact >B< MaxiPro	5/8"	1.180 kg	1	1000001752
Press jaw compact >B< MaxiPro	3/4"	1.190 kg	1	1000001753
Press jaw compact >B< MaxiPro	7/8"	1.290 kg	1	1000001754
Press jaw compact >B< MaxiPro	1"	1.930 kg	1	1000001755
Press jaw compact >B< MaxiPro	1.1/8"	1.275 kg	1	1000001756
Press jaw compact set >B< MaxiPro	1/4–5/8"	6.000 kg	1	1000003580
Press jaw compact set >B< MaxiPro	1/4–1.1/8"	14.000 kg	1	1000001989

Press jaws standard >B< MaxiPro**For ROMAX 4000, ROMAX 3000 AC and ROMAX AC ECO**

Suitable for use in pipe systems for refrigeration systems and heat pumps from -40 °C to +140 °C at a maximum operating pressure of 48 bar

Application Benefits

- Flame free connection: No more working with open flame necessary
- Secure sealing: Reliable and durable connection through 3-point compression
- Fast, simple and cost-effective installation



Model	Press jaws Ø	Weight	PU	No.
Press jaw standard >B< MaxiPro	1/4"	2.050 kg	1	1000001889
Press jaw standard >B< MaxiPro	3/8"	2.040 kg	1	1000001890
Press jaw standard >B< MaxiPro	1/2"	1.940 kg	1	1000001891
Press jaw standard >B< MaxiPro	5/8"	1.945 kg	1	1000001892
Press jaw standard >B< MaxiPro	3/4"	1.895 kg	1	1000001893
Press jaw standard >B< MaxiPro	7/8"	2.000 kg	1	1000001894
Press jaw standard >B< MaxiPro	1"	1.930 kg	1	1000001895
Press jaw standard >B< MaxiPro	1.1/8"	1.930 kg	1	1000001896
Press jaw standard set >B< MaxiPro	1/4–5/8"	6.000 kg	1	1000003581
Press jaw standard set >B< MaxiPro	1/4–1.1/8"	18.100 kg	1	1000002207

Press rings

For ROMAX Compact TT, ROMAX 4000, ROMAX 3000 AC and ROMAX AC ECO

Press rings are suitable, among others, for the ROMAX Compact TT or ROMAX 4000 or machines with constant axial force of 19 kN or 32 kN and compatible jaw fixture



Intermediate jaws are not included in the sets!

Press rings for standard and compact intermediate jaws

High machine compatibility

DURA LAZR TEC

100% more press cycles thanks to laser hardening¹

180° swivel

Enables stepless positioning from machine to press ring



Range extension for M/SV/TH/U profiles

Available for all relevant materials (metal and multilayer) and important key sizes (12–40 mm)

2-stage locking

Comfortable attachment of the press ring with only one hand (one-hand operation)

Model	Press rings Ø	Weight	PU	No.
Press ring SV	12 mm	0.220 kg	1	1000003872
Press ring SV ²	14 mm	0.300 kg	1	1000003873
Press ring SV	15 mm	0.290 kg	1	1000003874
Press ring SV ²	16 mm	0.290 kg	1	1000003875
Press ring SV	18 mm	0.280 kg	1	1000003876
Press ring SV	22 mm	0.300 kg	1	1000003877
Press ring SV	28 mm	0.400 kg	1	1000003878
Press ring SV	35 mm	0.430 kg	1	1000003879
Press ring M ²	12 mm	0.220 kg	1	1000003880
Press ring M ²	15 mm	0.290 kg	1	1000003881
Press ring M ²	18 mm	0.270 kg	1	1000003882
Press ring M ²	22 mm	0.310 kg	1	1000003883
Press ring M ²	28 mm	0.400 kg	1	1000003884
Press ring M ²	35 mm	0.440 kg	1	1000003885
Press ring TH ²	14 mm	0.390 kg	1	1000003925
Press ring TH ²	16 mm	0.380 kg	1	1000003928
Press ring TH ²	18 mm	0.360 kg	1	1000003930
Press ring TH ²	20 mm	0.540 kg	1	1000003931

Model	Press rings Ø	Weight	PU	No.
Press ring TH ²	25 mm	0.480 kg	1	1000003932
Press ring TH ²	26 mm	0.470 kg	1	1000003933
Press ring TH ²	32 mm	0.640 kg	1	1000003934
Press ring TH ²	40 mm	0.520 kg	1	1000003935
Press ring U ²	14 mm	0.220 kg	1	1000003936
Press ring U ²	16 mm	0.290 kg	1	1000003937
Press ring U ²	18 mm	0.290 kg	1	1000003938
Press ring U ²	20 mm	0.280 kg	1	1000003939
Press ring U ²	25 mm	0.460 kg	1	1000003940
Press ring U ²	32 mm	0.580 kg	1	1000003941
Press ring U ²	40 mm	0.570 kg	1	1000003942
Press ring set SV	15–18–22–28 mm	1.780 kg	1	1000003974
Press ring set M ²	15–22–28–35 mm	1.930 kg	1	1000003973
Press ring set TH ²	16–20–26–32 mm	2.530 kg	1	1000003975
Press ring set U ²	16–20–25–32 mm	2.120 kg	1	1000003976
Intermediate jaw standard		2.360 kg	1	1000003589
Intermediate jaw compact		1.370 kg	1	1000003590

1) In comparison to previous models
2) Available from Q2/2023

Press jaws compact

For ROMAX Compact TT

ROTHENBERGER press jaws with proven material and manufacturing quality for system dependent pressing of fittings up to Ø 40 mm (plastic/ multilayer) and / or up to Ø 35 mm (metal).



5

DURA LAZR TEC

100% more press cycles thanks to laser hardening¹⁾

3-bolt synchronised mechanism

Synchronised run of the jaw lever enables the jaw to be opened with just one finger

Batch numbering and individual testing

Secures the high-quality standard of material and press contour

Precision-manufactured contours

For optimum and reliable pressings

Made of forged, highly resilient special steel

Suitable for all press machines with a constant axial thrust of 19–21 kN and compatible press jaw fixture

Permanent bolt

Without potential weak points / no thread n Considerable reduction of the breakage risk n Increased safety

Long-term corrosion protection

Optimum for heavy-duty field operation

Optimum for heavy-duty field operation

Adapted power flow and less wear and tear

Press jaws SV35 and M35 with optimized material and manufacturing quality

Product identification, simple to read, clear system and nominal size classification



Model	Press jaws Ø	Weight	PU	No.
Press jaw compact SV	35 mm	2.225 kg	1	1000002266
Press jaw compact M	35 mm	2.225 kg	1	1000002267
Press jaw compact set SV	14–16–18–22 mm	4.900 kg	1	1000002801
Press jaw compact set SV	15–18–22–28 mm	5.960 kg	1	1000002800
Press jaw compact set TH	16–20–26–32 mm	6.425 kg	1	1000002803
Press jaw compact set M	15–18–22–28 mm	5.865 kg	1	1000002804

Overview pressing tools starting on page 135

Interchangeable press jaw compact

For ROMAX Compact TT

ROTHENBERGER interchangeable press jaw for system dependent pressing of plastic fittings Ø 12–32 mm.

Combine various interchangeable inserts with only one press jaw!



5

Fig. interchangeable inserts set

Model	Inserts Ø	Weight	PU	No.
Interchangeable inserts compact set RFz ¹	16–20–25–32 mm	1.110 kg	1	14849
Interchangeable inserts compact set U ¹	16–20–25–32 mm	1.350 kg	1	14869
Interchangeable inserts compact set TH ¹	16–20–26–32 mm	1.054 kg	1	14895
Interchangeable press jaw compact with set RFz	12–16–20 mm	1.111 kg	1	1000002135
Interchangeable press jaw compact with set CO	12–16–20 mm	1.111 kg	1	1000002136
Interchangeable press jaw compact, without inserts		1.320 kg	1	1000002134

Overview pressing tools starting on page 135

¹) Can only be used with interchangeable press jaw No. 1000002134 (successor of No. 014880X)

Press jaws standard

For ROMAX 4000, ROMAX 3000 AC and ROMAX AC ECO



ROTHENBERGER press jaws with proven material and manufacturing quality, for system conforming pressing of fittings up to Ø 40 mm (plastic / multilayer) and / or up to Ø 54 mm (metal).

5

DURA LAZR TEC

100% more press cycles thanks to laser hardening¹⁾

3-bolt synchronised mechanism

Synchronised run of the jaw lever enables the jaw to be opened with just one finger

Batch numbering and individual testing

Secures the high-quality standard of material and press contour

Product identification, simple to read, clear system and nominal size classification



Precision-manufactured contours

For optimum and reliable pressings

Made of forged, highly resilient special steel

Suitable for all press machines with a constant axial thrust of 32–34 kN and compatible press jaw fixture

Permanent bolt

Without potential weak points / no thread n Considerable reduction of the breakage risk n Increased safety

Long-term corrosion protection

Optimum for heavy-duty field operation

Optimum for heavy-duty field operation

Adapted power flow and less wear and tear



Fig. press jaw set SV

Model	Press jaws Ø	Weight	PU	No.
Press jaw standard set SV	15–22–28 mm	6.800 kg	1	1000002068
Press jaw standard set SV	15–18–22–28 mm	8.700 kg	1	015060X
Press jaw standard set SV	42–54 mm	10.540 kg	1	015080X
Press jaw standard set M	15–22–28 mm	6.700 kg	1	1000002067
Press jaw standard set M	15–18–22–28 mm	8.600 kg	1	015062X
Press jaw standard set TH	16–20–26 mm	8.700 kg	1	015063X
Press jaw standard set U	16–20–25 mm	7.300 kg	1	1000002069
Press jaw standard set G	16–20–26–32 mm	8.800 kg	1	015068X
Press jaw standard set BE	16–20–26 mm	8.730 kg	1	1000002065

Overview pressing tools starting on page 135

¹⁾ In comparison to previous models



Press jaws standard 3-elemental

For ROMAX 4000, ROMAX 3000 AC and ROMAX AC ECO

ROTHENBERGER 3-elemental press jaws with proven material and manufacturing quality, for system dependent pressing of M42 / M54 fittings and TH50 / TH63 fittings.

Precision-manufactured contours
For optimum and reliable pressings

Made of forged, highly resilient special steel
Suitable for all press machines with a constant axial thrust of 32-34 kN and compatible press jaw fixture

Permanent bolt
Without potential weak points / no thread n Considerable reduction of the breakage risk n Increased safety

Long-term corrosion protection
Optimum for heavy-duty field operation

Wide jaw mouth for easy assembling of the jaw on the fitting

Optimum for heavy-duty field operation
Adapted power flow and less wear and tear

DURA LAZR TEC
100% more press cycles thanks to laser hardening¹⁾

3-bolt synchronised mechanism
Synchronised run of the jaw lever enables the jaw to be opened with just one finger

3-elemental system
Easy handling / assembling and optimized power distribution

5



Model	Press jaws Ø	Weight	PU	No.
Press jaw standard M 3-elemental	42 mm	4.800 kg	1	1000001273
Press jaw standard M 3-elemental	54 mm	4.860 kg	1	1000001274
Press jaw standard TH 3-elemental	50 mm	4.800 kg	1	1000001810
Press jaw standard TH 3-elemental	63 mm	4.795 kg	1	1000001811
Press jaw standard set M 3-elemental	42-54 mm	12.000 kg	1	1000001502

1) In comparison to previous models

Press chains standard

For ROMAX 4000, ROMAX 3000 AC and ROMAX AC ECO

Suitable for press machines with a constant, axial pressing force of 32–34 kN and the appropriate compatible press jaw fixture. For the system conforming pressing of fittings from Ø 42 mm up to Ø 54 mm (metal).



DURA LAZR TEC

100% more press cycles thanks to laser hardening¹

Batch numbering and individual testing

Secures the high-quality standard of material and press contour

Long-term corrosion protection

Optimum for heavy-duty field operation

Opening of the press chain up to 180° allows assembling even in confined spaces

Closing the press chain

Gripping the press chain with intermediate jaws



Fig. press chain SV54

Precision-manufactured contours

For optimum and reliable pressings

Clamping technology

Self-clamping press chain

3 segments

For an optimum force distribution on the fitting and two flexible elements for an optimal material flow on the fitting

Low weight

Comfortable operation even over long periods of work

Made of forged, highly resilient special steel

Suitable for all press machines with a constant, axial force of 32–34 kN and compatible press jaw fixture

3-bolt synchronised mechanism

Synchronised run of the jaw lever enables the jaw to be opened with just one finger













Fig. intermediate jaw S1









Press chain sets include: Press chains according to the table, intermediate jaw S1 (No.1000001126), ROCASE case system 4212 (No.1000001960)

Model	Press chains Ø	Weight	PU	No.
Press chain M	42 mm for intermediate jaw S1	1.300 kg	1	1000001391
Press chain M	54 mm for intermediate jaw S1	1.500 kg	1	1000001392
Press chain SV	42 mm for intermediate jaw S1	1.300 kg	1	1000001393
Press chain SV	54 mm for intermediate jaw S1	1.500 kg	1	1000001394
Press chain set SV with intermediate jaw S1	42–54 mm	7.300 kg	1	1000001501
Press chain set M with intermediate jaw S1	42–54 mm	7.600 kg	1	1000001500
Intermediate jaw S1	For press chains SV and M up to Ø 54 mm	2.100 kg	1	1000001126

Overview pressing tools starting on page 135

System	Nominal size	 Press jaws compact	 Interchangeable insert compact Use only in combination with interchangeable jaws (No. 1000002134)	 Press jaws standard	 Press chains standard Only to be used with intermediate jaw S1 (No. 1000001126) for SV, M, Ø 42-54 mm
A	Metal / NE-Metal				
	A1/2"			015222X	
	A3/4"			015223X	
	A1"			015224X	
	A11/4"			015225X	
	A11/2"			015226X	
	A2"			015227X	
M	M12	015151X		015101X	
	M15	015152X		015102X	
	M18	015153X		015103X	
	M22	015154X		015104X	
	M28	015155X		015105X	
	M35	1000002267		015106X	
	M42			1000001273	1000001391
	M54			1000001274	1000001392
	V / SV	V/SV12	015261X		015211X
	V/SV14	015269X		015219X	
	V/SV15	015262X		015212X	
	V/SV16	015260X		015220X	
	V/SV18	015263X		015213X	
	V/SV22	015264X		015214X	
	V/SV28	015265X		015215X	
	V/SV35	1000002266		015216X	
	V/SV42			015217X	1000001393
	V/SV54			015218X	1000001394
	R(H)	PEX / Multilayer			
	R12		14863	015339X	
	R14	015370X		015330X	
	R16	015371X	14865	015331X	
	R17	015378X		015333X	
	R18	015379X		015334X	
	R20	015374X	14868	015335X	
	R25	015380X		015338X	
	R26	015376X	14708	015336X	
	R32	015377X		015337X	
	Rfz	Rfz12		14822	1000000173
	Rfz16	015180X	14823	015161X	
	Rfz18		1000000124		
	Rfz20	015181X	14824	015162X	
	Rfz25	015182X	14825	015163X	
	Rfz26		1000000125		
	Rfz32	015183X	14826	015164X	
	TH	TH14	015395X	14708	015321X
	TH16	015385X	14843	015322X	
	TH18	015398X	14844	015323X	
	TH20	015389X	14845	015324X	
	TH25	015399X	14846	015325X	
	TH26	015391X	14847	015326X	
	TH32	015393X	14848	015327X	
	TH40	015401X		015328X	
	TH50			1000001810	
	TH63			1000001811	
	THG	THG32	1000000236		1000000235
THT	THT32	015393H		015329X	

5

System	Nominal size	Press jaws compact	Interchangeable insert compact Use only in combination with interchangeable jaws (No. 1000002134)	Press jaws standard	Press chains standard Only to be used with intermediate jaw S1 (No. 1000001126) for SV, M, TH Ø40, 42, 50, 63 mm
U	PEX / Multilayer				
	U14	015351X	14832	015311X	
	U16	015352X	14833	015312X	
	U18	015353X	14834	015313X	
	U20	015354X	14835	015314X	
	U25	015355X	14836	015315X	
	U32	015357X	14838	015317X	
	U40	015358X		015318X	
	U50				
	U63				
	U75				
	U90				
U110					
RC	RC26	015277X	14837	015271X	
VP	VP14	015530X	14882	015230X	
	VP16	015531X	14883	015231X	
	VP20	015532X	14884	015232X	
	VP25	015533X	14885	015233X	
	VP32	015534X	14886	015234X	
	BE	BE16	015291X		015392X
	BE20	015292X		015394X	
	BE26	015293X		015396X	
	BE32	015294X		015397X	
	CO	CO12		14852	
	CO16		14853		
	CO20		14854		
	CO25		14855		
	G	G16	015362X		015302X
	G20	015364X		015304X	
	G26	015366X		015306X	
	G32	015367X		015307X	
	G40	015368X		015308X	
	HA	HA16	015580X		015280X
	HA20	015581X		015281X	
	HA26	015582X		015282X	
	HA32	015583X		015283X	
	HA40			015284X	

5

Pressnavigator app

Pressnavigator for easy verification of the compatibility of press tool and fitting system.

Which press tool is suitable for which fitting system?

The ROTHENBERGER Pressnavigator offers convenient assistance: with just a few clicks, the compatibility between our press tools and the established fitting system can be checked.

The app is available in German or English.




App for smartphone and tablet
For easy verification of the compatibility of press tools.
Available for iOS and Android!



App Store



Google Play

	Nominal size	Press jaws compact	Press jaws standard	Interchangeable insert compact <small>Use only in combination with interchangeable jaws (No. 1000002134)</small>	Anpro EN Series Stainless Steel, Carbon Steel	APE Raccordi a pressare	Bampi BALPEX (Serie MP)	Bampi BALPEX Gas	Blansol Sistema Easypress	Blansol Sistema Multiplex	Bonomi Group Turbo Press, Turbo Press Gas	Broen Ballofix Pres	Chibro Adduzione/ Gas, Como Galvanized	Chibro Cunipres, Riscaldamento	CIMBERIO SpA Cimpres	CO.E.S. Coesklima	COMAP, Skin Press	Comisa Multi layer pipe	Conex Bänninger >B< Press Gas, Solar	Conex Bänninger >B< Press INOX	DALPEX Laser/Multi Dalpex	Emmeti Gerpex	EMPUX PEXPRESS	Eurotherm, MULTISTRATO, Euro 2000		
M	M12	015151X	015101X									●														
	M15	015152X	015102X									●	●													
	M18	015153X	015103X									●	●													
	M22	015154X	015104X									●	●	●												
	M28	015155X	015105X									●	●	●												
	M35	1000002267	015106X									●	●	●	●											
	M42		1000001273																							
	M54		1000001274																							
V/SV	V12	015261X	015211X																							
	SV14	015269X	015219X																							
	SV15	015262X	015212X		●																					
	SV16	015260X	015220X																							
	SV18	015263X	015213X		●																					
	SV22	015264X	015214X		●																					
	SV28	015265X	015215X		●																					
	SV35	1000002266	015216X		●																					
	SV42		015217X		●																					
	SV54		015218X		●																					
G	G16	015362X	015302X																							
	G20	015364X	015304X																							
	G26	015366X	015306X																							
	G32	015367X	015307X																							
	G40	015368X	015308X																							
	HA16	015580X	015280X																							
HA	HA20	015581X	015281X																							
	HA26	015582X	015282X																							
	HA32	015583X	015283X																							
	HA40		015284X																							
	R12		015339X	14863																						
R(H)	R14	015370X	015330X																							
	R16	015371X	015331X	14865						●																
	R17	015378X	015333X																							
	R18	015379X	015334X																							
	R20	015374X	015335X	14868						●																
	R25	015380X	015338X							●																
	R26	015376X	015336X	14708																						
	R32	015377X	015337X							●																
	RFz	RFz12		1000000173	14822					●																
		RFz16	015180X	015161X	14823					●																
RFz20		015181X	015162X	14824					●																	
RFz25		015182X	015163X	14825					●																	
RFz32		015183X	015164X	14826					●																	
TH	TH14	015395X	015321X	14842		●	●	●		●	●						●					●		●		
	TH16	015385X	015322X	14843		●	●	●		●	●						●		●			●	●	●	●	
	TH18	015398X	015323X	14844		●	●	●		●	●						●		●			●	●	●	●	
	TH20	015389X	015324X	14845		●	●	●		●	●						●		●			●	●	●	●	
	TH25	015399X	015325X	14846																						
	TH26	015391X	015326X	14847		●	●	●		●	●						●		●			●	●	●	●	
	TH32	015393X	015327X	14848						●	●						●		●			●	●	●	●	
	TH40	015401X	015328X				●			●	●						●		●			●	●	●	●	
THG	THG32	1000000236	1000000235																							
	THT	THT32	015393H	015329X																						
U	U14	015351X	015311X	14832																						
	U16	015352X	015312X	14833																						
	U18	015353X	015313X	14834																						
	U20	015354X	015314X	14835																						
	U25	015355X	015315X	14836																						
	U32	015357X	015317X	14838																						
	U40	015358X	015318X																							
RC	RC26	015277X	015271X	14837																						
	VP	VP14	015530X	015230X	14882																					
VP	VP16	015531X	015231X	14883																						
	VP20	015532X	015232X	14884																						
	VP25	015533X	015233X	14885																						
	VP32	015534X	015234X	14886																						











The above release table reflects the status quo at the time this catalogue went to press, which may be subject to technical changes. For latest compatibility information, please check out the ROTHENBERGER Pressnavigator app for your smartphone.

Overview system approvals










5

		Nominal size	Press jaws compact	Press jaws standard	Interchangeable insert compact <small>Use only in combination with interchangeable jaws (No. 100000213-4)</small>	Eurotubi Pressfitting System	F.B.Q. BARONIO B Q pres	Frabo Frabopress C Steel, 316	Frabo MULTI-BRASS	FRÄNKISCHE, ALPEX F50	Gabo, Gabopress H+5	GAROS	Geberit Mapress Gas	Geberit Mapress Stainless	Geberit Mapress Copper Carbon steel	Geberit Mepla	Giacomini Giacomflex, Gosco Therm	HAKA, Fimisol, HAKAF-RES, HAKA, GERODUR	Harden 2000, Polypex 2000	Henco PVDF	Herz pipefix	HIDROTEC KLIMATEC	Hitec Sistema, Multistrato	IBP >B< Press Rotguss, Inox
M		M12	015151X	015101X									●	●	●									
		M15	015152X	015102X		●							●	●	●									
		M18	015153X	015103X		●							●	●	●									
		M22	015154X	015104X		●							●	●	●									
		M28	015155X	015105X		●							●	●	●									
		M35	1000002267	015106X		●							●	●	●									
		M42		1000001273									●	●	●									
		M54		1000001274									●	●	●									
V/SV		V12	015261X	015211X				●																
		SV14	015269X	015219X			●	●																
		SV15	015262X	015212X			●	●																
		SV16	015260X	015220X			●	●																
		SV18	015263X	015213X			●	●																
		SV22	015264X	015214X			●	●																●
		SV28	015265X	015215X			●	●																●
		SV35	1000002266	015216X			●	●																●
		SV42		015217X			●	●																●
		SV54		015218X			●	●																●
G		G16	015362X	015302X												●								
		G20	015364X	015304X												●								
		G26	015366X	015306X												●								
		G32	015367X	015307X												●								
		G40	015368X	015308X												●								
HA		HA16	015580X	015280X																				
		HA20	015581X	015281X																				
		HA26	015582X	015282X																				
		HA32	015583X	015283X																				
		HA40		015284X																				
R(H)		R12		015339X	14863																			
		R14	015370X	015330X																				
		R16	015371X	015331X	14865					●														
		R17	015378X	015333X																				
		R18	015379X	015334X																				
		R20	015374X	015335X	14868					●														
		R25	015380X	015338X																				
		R26	015376X	015336X	14708					●														
		R32	015377X	015337X						●														
RFz		RFz12		1000000173	14822																			
		RFz16	015180X	015161X	14823																			
		RFz20	015181X	015162X	14824																			
		RFz25	015182X	015163X	14825																			
		RFz32	015183X	015164X	14826																			
TH		TH14	015395X	015321X	14842				●		●	●					●		●	●	●		●	
		TH16	015385X	015322X	14843					●	●	●					●		●	●	●		●	
		TH18	015398X	015323X	14844					●	●	●					●		●	●	●		●	
		TH20	015389X	015324X	14845				●	●	●	●					●		●	●	●		●	
		TH25	015399X	015325X	14846					●	●	●					●		●	●	●		●	
		TH26	015391X	015326X	14847					●	●	●					●		●	●	●		●	
		TH32	015393X	015327X	14848					●	●	●					●		●	●	●		●	
		TH40	015401X	015328X						●	●	●					●		●	●	●		●	
THG		THG32	1000000236	1000000235													●							
THT		THT32	015393H	015329X															●					
U		U14	015351X	015311X	14832																			
		U16	015352X	015312X	14833					●	●													
		U18	015353X	015313X	14834					●	●													
		U20	015354X	015314X	14835					●	●													●
		U25	015355X	015315X	14836					●	●													●
		U32	015357X	015317X	14838					●	●													●
		U40	015358X	015318X																				
RC		RC26	015277X	015271X	14837																			
VP		VP14	015530X	015230X	14882																			
		VP16	015531X	015231X	14883					●														
		VP20	015532X	015232X	14884					●														
		VP25	015533X	015233X	14885					●														
		VP32	015534X	015234X	14886					●														

The above release table reflects the status quo at the time this catalogue went to press, which may be subject to technical changes. For latest compatibility information, please check out the ROTHENBERGER Pressnavigator app for your smartphone.

	Nominal size	Press jaws compact	Press jaws standard	Interchangeable insert compact <small>Use only in combination with interchangeable jaws (No. 1000002134)</small>	IBP >B< PRESS, >B< PRESS GAS	IPA, IPANA-PRES	IPALPEX	IVAR MP / PMP	Jaraflex-presssystem	Jupiter, Heizsysteme	KE KELIT KELOX	KOHLER, InoxPress	LAVAGRUND, LAVAPRESS	Mair Heiztechnik, Gomafix	Markkg, polymark	MEGARO HAKAPRESS	MULTITHERM PRESSSYSTEM	Multitubo Giacomini	NEUTHERM, MEKUPRESS	Nupi MultiNupi	Nussbaum Cupress, Optipress	Nussbaum CupressG	Nussbaum, Optiflex Plus	Oventrop, Cofit
	M	M12	015151X	015101X																				
	M15	015152X	015102X																					
	M18	015153X	015103X																					
	M22	015154X	015104X																					
	M28	015155X	015105X																					
	M35	1000002267	015106X																					
	M42		1000001273																					
	M54		1000001274																					
	V/SV	V12	015261X	015211X																				
	SV14	015269X	015219X																					
	SV15	015262X	015212X																					
	SV16	015260X	015220X																					
	SV18	015263X	015213X																					
	SV22	015264X	015214X																					
	SV28	015265X	015215X																					
	SV35	1000002266	015216X																					
	SV42		015217X																					
	G	G16	015362X	015302X																				
	G20	015364X	015304X																					
	G26	015366X	015306X																					
	G32	015367X	015307X																					
	G40	015368X	015308X																					
	HA	HA16	015580X	015280X																				
	HA20	015581X	015281X																					
	HA26	015582X	015282X																					
	HA32	015583X	015283X																					
	HA40		015284X																					
	R(H)	R12		015339X	14863																			
	R14	015370X	015330X																					
	R16	015371X	015331X	14865																				
	R17	015378X	015333X																					
	R18	015379X	015334X																					
	R20	015374X	015335X	14868																				
	R25	015380X	015338X																					
	R26	015376X	015336X	14708																				
	R32	015377X	015337X																					
		RFz	RFz12		1000000173	14822																		
RFz16		015180X	015161X	14823																				
RFz20		015181X	015162X	14824																				
RFz25		015182X	015163X	14825																				
RFz32		015183X	015164X	14826																				
	TH	TH14	015395X	015321X	14842																			
	TH16	015385X	015322X	14843																				
	TH18	015398X	015323X	14844																				
	TH20	015389X	015324X	14845																				
	TH25	015399X	015325X	14846																				
	TH26	015391X	015326X	14847																				
	TH32	015393X	015327X	14848																				
	TH40	015401X	015328X																					
	THG	THG32	1000000236	1000000235																				
THT	THT32	015393H	015329X																					
	U	U14	015351X	015311X	14832																			
	U16	015352X	015312X	14833																				
	U18	015353X	015313X	14834																				
	U20	015354X	015314X	14835																				
	U25	015355X	015315X	14836																				
	U32	015357X	015317X	14838																				
	U40	015358X	015318X																					
	RC	RC26	015277X	015271X	14837																			
	VP	VP14	015530X	015230X	14882																			
	VP	VP16	015531X	015231X	14883																			
	VP20	015532X	015232X	14884																				
	VP25	015533X	015233X	14885																				
	VP32	015534X	015234X	14886																				

The above release table reflects the status quo at the time this catalogue went to press, which may be subject to technical changes. For latest compatibility information, please check out the ROTHENBERGER Pressnavigator app for your smartphone.

	Nominal size	Press jaws compact	Press jaws standard	Interchangeable insert compact <small>Use only in combination with interchangeable jaws (No. 100000213-4)</small>	TIEMME, SERIE PA / PG	Tradesa Serie 700	Ulrich VARIOFLEX HAKA-PRESS	UPONOR UNITPIPE, UNI-CORE, Airpipe	UPONOR SPress Plus	Vaisir PEXAL	Vescal, Metalplast	Viega Profipress G	Viega Profipress Sanpress, Sanpress INOX	Viega sanfix FOSTA, P, PLUS	Viessmann	VSH X-Press Carbon Stainless, Copper	VSH SudoPress Carbon Stainless, Copper	VSH Skin Press	VSH Skin Press PPSU, Skin Press Gas	Watts MTR Art press	Wavin Aquatecnic Tigris	Wavin FUTURE 1/2, TIGRIS Alupex/Blue	WEFA PLASTIC, WEFA PRESS	Winkler	WKS-Press	
	M	M12	015151X	015101X	●											●										
	M15	015152X	015102X	●												●										
	M18	015153X	015103X	●												●										
	M22	015154X	015104X	●												●										
	M28	015155X	015105X	●												●										
	M35	1000002267	015106X	●												●										
	M42		1000001273													●										
M54		1000001274													●											
	V/SV	V12	015261X	015211X								●	●													
	SV14	015269X	015219X									●	●													
	SV15	015262X	015212X									●	●													
	SV16	015260X	015220X									●	●													
	SV18	015263X	015213X									●	●													
	SV22	015264X	015214X									●	●													
	SV28	015265X	015215X									●	●													
	SV35	1000002266	015216X									●	●													
	SV42		015217X									●	●													
	SV54		015218X									●	●													
	G	G16	015362X	015302X																						
	G20	015364X	015304X																							
	G26	015366X	015306X																							
	G32	015367X	015307X																							
	G40	015368X	015308X																							
	HA	HA16	015580X	015280X												●										
	HA20	015581X	015281X													●										
	HA26	015582X	015282X													●										
	HA32	015583X	015283X													●										
	HA40		015284X													●										
	R(H)	R12		015339X	14863																					
	R14	015370X	015330X	14864			●					●														
	R16	015371X	015331X	14865			●					●												●		
	R17	015378X	015333X	14866			●					●														
	R18	015379X	015334X	14867			●					●														
	R20	015374X	015335X	14868			●					●												●		
	R25	015380X	015338X	14707																						
	R26	015376X	015336X	14708			●					●												●		
	R32	015377X	015337X	14709			●					●												●		
	RFz	RFz12		1000000173	14822																					
	RFz	RFz16	015180X	015161X	14823																					
	RFz20	015181X	015162X	14824																						
	RFz25	015182X	015163X	14825																						
	RFz32	015183X	015164X	14826																						
	TH	TH14	015395X	015321X	14842											●								●	●	
TH16	015385X	015322X	14843			●									●								●	●		
TH18	015398X	015323X	14844			●									●								●	●		
TH20	015389X	015324X	14845			●									●								●	●		
TH25	015399X	015325X	14846			●									●								●	●		
TH26	015391X	015326X	14847												●								●	●		
TH32	015393X	015327X	14848			●									●								●	●		
TH40	015401X	015328X													●								●	●		
THG	THG32	1000000236	1000000235																							
THT	THT32	015393H	015329X																●							
	U	U14	015351X	015311X	14832																					
	U16	015352X	015312X	14833																						
	U18	015353X	015313X	14834																						
	U20	015354X	015314X	14835																						
	U25	015355X	015315X	14836																						
	U32	015357X	015317X	14838																						
	U40	015358X	015318X																							
	RC	RC26	015277X	015271X	14837																					
	VP	VP14	015530X	015230X	14882										●											
	VP16	015531X	015231X	14883											●											
	VP20	015532X	015232X	14884											●											
	VP25	015533X	015233X	14885											●											
	VP32	015534X	015234X	14886											●											

The above release table reflects the status quo at the time this catalogue went to press, which may be subject to technical changes. For latest compatibility information, please check out the ROTHENBERGER Pressnavigator app for your smartphone.





Threading and grooving

System overview	144-145
Threading manual	146-149
Threading electric	150-162
Accessories threading	163
Roll grooving	164-165

Threader manual

SUPER CUT

SANI KIT



Operation mode	Handed / manual	Handed / manual
Working range	Ø 1/4-2"	Ø 1/2-1"
Handle	up to 3 pcs.	2 pcs
Thread type	BSPP, BSPT R, BSW, Metric, NPT	BSPP, BSPT R, BSW, Metric, NPT
Number of die heads	up to 7 pcs.	3 pcs.
Page	146	148

6

Threader electric

SUPERTRONIC 1250

SUPERTRONIC 2000 E

SUPERTRONIC 2000



Operation mode	Handed / electric	Handed / electric	Handed / electric
Working range	Ø 1/4-1. 1/4"	Ø 1/4-2"	Ø 1/4-2"
Thread type	BSPP, BSPT R, BSW, Metric, NPT	BSPP, BSPT R, BSW, Metric, NPT	BSPP, BSPT R, BSW, Metric, NPT
Number of die heads	4 pcs.	6 pcs.	6 pcs.
Power	750 W	○	1,010 W
Page	150	152	154

Threader stationary

ROPOWER 50R

SUPERTRONIC 2 SE

SUPERTRONIC 3 SE

SUPERTRONIC 4 SE



Operation mode	Stationary	Stationary	Stationary	Stationary
Working range	Ø 1/4-2"	Ø 1/4-2"	Ø 1/4-2"	Ø 1/4-4"
Thread type	BSPP, BSPT R, BSW, Metric, NPT	BSPP, BSPT R, BSW, Metric, NPT	BSPP, BSPT R, BSW, Metric, NPT	BSPP, BSPT R, BSW, Metric, NPT
Number of die heads	1 pcs.	1 pcs.	2 pcs.	2 pcs.
Number of threading dies	2 pcs.	2 pcs.	3 pcs.	3 pcs.
Power	1,150W	1,150W	1,700W	1,750W
Page	158	160	160	160

6

Roll grooving machines

Hand ROLL GROOVER 1-12"

ROGROOVER 1-6"

ROGROOVER 1-12"



Operation mode	Handed-manual / Handed-electric	Handed-electric / Stationary	Stationary
Working range	Ø 1-12"	Ø 1-6"	Ø 1-12"
Drive unit	SUPERTRONIC 1250 / 2000	SUPERTRONIC 2000 / 2-4 SE	Motor
Wall thickness	up to 10 mm	up to 10 mm	up to 10 mm
Pressure rollers included	1 pcs.	1 pcs.	3 pcs.
Power	800W / 1,010W	1,010W / max. 1,750W	1,500W
Transportation frame	○	○	optional
Page	164	164	165

SUPER CUT

Ratchet threader Ø 1/4-2"

For production of precise and reliable thread connections according EN 10226 on threaded pipe according EN 10255 M/H

Application Benefits

- Slim, compact design with excellent overall size, ratchet angle of 22.5°
- Easy operation in hard-to-reach places with the offset lever
- Convenient, lockable reversal of the ratchet direction
- Extremely long service life
- Simple insertion and removal of die heads
- Secure hold with retainer locking
- Perfect centering through the long pipe guide is ensured
- Optimised cutting geometry allows a gentle first cut and excellent chip discharge



Power optimisation with the offset hand lever!


Quick change die heads

Secure hold

Positive octagonal universal drive with retainer locking

Fits all ROTHENBERGER manual and power threaders

Simple insertion and removal of the die heads



Long lever
Optimum force transfer

Offset lever
Easy operation in hard-to-reach place

Quick adjustment
Convenient, lockable reversal of the ratchet direction

Made of high quality tempered steel
Extremely long service life

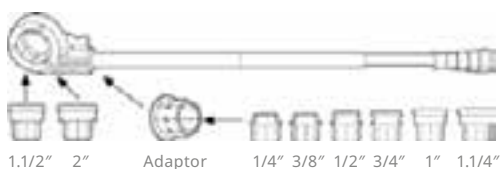
SUPER CUT when working at the building site



Monoblock adaptor (No. 600011500)

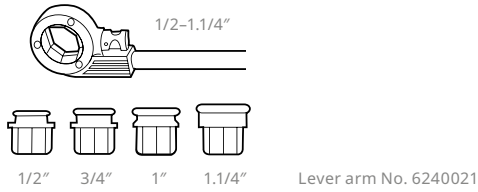


With ratchet handle 1/4"-2" the attachment of the 1/4"-1.1/4" die head results with the use of the adaptor (No. 600011500)



SUPER CUT sets 1/2-1.1/4"

With ratchet handle (small octagonal drive, No. 070840X) and die heads in plastic carrying case (No. 70780)

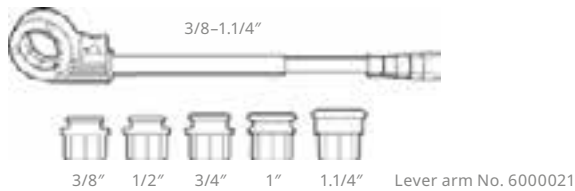


Model	Weight	PU	No.
BSPT R, 1/2-3/4-1"	4.200 kg	1	070780X
BSPT R, 1/2-3/4-1-1.1/4"	5.100 kg	1	070781X

Model	Weight	PU	No.
NPT, 1/2-3/4-1"	4.800 kg	1	070903X ¹
NPT, 1/2-3/4-1-1.1/4"	5.450 kg	1	070901X ¹

SUPER CUT sets 3/8-1.1/4"

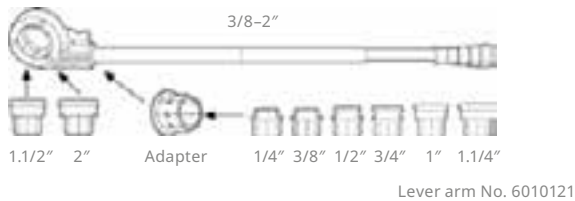
With ratchet handle (small octagonal drive, No. 070840X) and die heads in ROCASE 4414 (No. 1300003541)



Model	Weight	PU	No.
BSPT R, 3/8-1/2-3/4-1-1.1/4"	6.200 kg	1	070790X

SUPER CUT sets 3/8-2"

With ratchet handle (large octagonal drive, No. 71272), die head adaptor (No. 71273) and die heads in ROCASE 4414 (No. 1300003541)




Model	Weight	PU	No.
BSPT R, 3/8-1/2-3/4-1-1,1/4-1,1/2-2"	11.400 kg	1	070891X
BSPT R, 1/2-3/4-1-1,1/4-1,1/2-2"	10.800 kg	1	070892X

Model	Weight	PU	No.
BSPT R, 1-1.1/4-1.1/2-2"	9.820 kg	1	070894X
NPT, 3/8-1/2-3/4-1-1.1/4-1.1/2-2"	11.400 kg	1	070904X
NPT, 1/2-3/4-1-1.1/4-1.1/2-2"	10.800 kg	1	070905X

Accessories

Page

Die heads 1/4-2"	156
Dies 1/4-2"	156
Cutting fluid	157
Pipe roughing wrench	163
Ratchet pipe deburrer 1/4-2"	163



1) in ROCASE 4414 (No. 1300003541)

SANI KIT Tool carrying case

Tool set in sturdy plastic carrying case

Ideal for repair and installation jobs requiring complete steel pipe processing

Cutting: Up to Ø 1.1/4"

Thread cutting: Up to Ø 1"

Assembly, screwing, loosening, sealing of thread connections: Up to Ø 1.1/4"

Application Benefits

- Light and easy to use, always within reach
- Secure guiding of the cutter wheel on the pipe
- Reliable grip with the s-shaped jaw
- Firm grip even with heavy-duty use
- Long service life
- Precise thread cutting to approved standards
- Perfect alignment

The ideal installation set!



SANI KIT when working at the building site with RONOL



Steel pipe cutter Super 1.1/4"

Wide rollers

Secure guiding of the cutter wheel on the pipe

Corner pipe wrench Super S

Slim, s-shaped jaw

Firm grip



SUPER CUT ratchet threader

With SUPER CUT ratchet handle 1.1/4"

Perfect alignment

Small outer octagon, BSPT R 1/2-3/4-1"

Precise thread cutting to approved standards

Water pump pliers type SP

With heavy duty box joint, chrome vanadium steel, drop-forged and tempered

Long service life

Polished head and joint

Firm grip even with heavy-duty use

10-part set (No. 70600) includes: SUPER CUT ratchet threader 1.1/4" (No. 070840X), quick-change die heads BSPT R 1/2" (No. 070823X) - 3/4" (No. 070824X) - 1" (No. 070825X), steel pipe cutter SUPER 1.1/4" (No. 70040), water pump pliers type SP 10" (No. 70528), corner pipe wrench 1" (No. 070122X) as well as teflon tape (No. 855360), in plastic carrying case

Model	Weight	PU	No.
SANI KIT Tool carrying case	8.200 kg	1	70600

Ratchet arm for SUPER CUT

Ratchet threader Ø 1/4–1.1/4"

For production of precise and reliable thread connections according to EN 10226 on threaded pipe according to EN 10255 M/H

Application Benefits

- Slim, compact design with excellent overall size, ratchet angle of 22.5°
- Easy operation in hard-to-reach places with the offset lever
- Convenient, lockable reversal of the ratchet direction
- Extremely long service life
- Simple insertion and removal of die heads
- Secure hold with retainer locking
- Perfect centering through the long pipe guide is ensured
- Optimised cutting geometry allows a gentle first cut and excellent chip discharge

Fits all ROTHENBERGER manual and power threaders

Simple insertion and removal of the die heads



Made of high quality tempered steel

Extremely long service life

Secure hold

Positive octagonal universal drive with retainer locking



Long lever

Optimum force transfer

Offset lever

Easy operation in hard-to-reach places



Quick adjustment


Convenient, lockable reversal of the ratchet direction



Ratchet handle
No. 71272

Model	Weight	PU	No.
Ratchet arm for SUPER CUT 1/4–1.1/4", 2 pieces	1.700 kg	1	070840X

Accessories	Page
Die heads 1/4–2"	156
Dies 1/4–2"	156
Cutting fluid	157
Pipe roughing wrench	163
Ratchet pipe deburrer 1/4–2"	163



SUPERTRONIC 1250

Electric threading die Ø 1/4-1.1/4"

For fast and effortless production of precise, standard-compliant and secure threaded connections

For thread cutting of

BSPT right: Ø 1/2-1.1/4"

Optional (not included in the set): Ø 1/4", 3/8"

NPT: Ø 1/4-1.1/4"



Application Benefits

- Ideal for confined spaces (corners, shafts)
- Sturdy and light, even with heavy-duty use
- Compact gear housing with excellent overall size
- High power transmission, quiet running with long service life
- Tough, rugged and durable
- Weight reduction and easy handling
- Die head can be used in both directions (left and right)
- Stable speed by forward and reverse motion

Technical Data

Working area	Ø 1/4-1.1/4"
Cutting speed	15-20 m/s
Sound pressure level	92 dB
Sound power level (LwA)	103 dB
Power consumption	750 W
Rapid reverse speed	27 m/s
Vibration	1.02 m/s ²
Thread type	BSPP, BSPT R, BSW, Metric, NPT



Ideal for portable operation due to its compact design and weight of only 4.9 kg



Small head shape (11 cm)



Pipe roughing



SUPERTRONIC 1250 sets

Small—Fast—Light

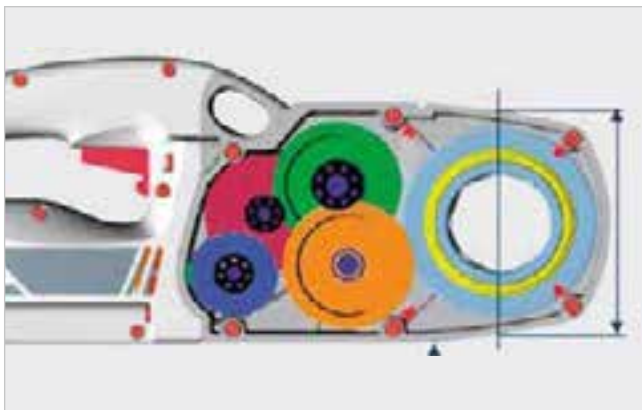
Set includes: SUPERTRONIC 1250 up to Ø 1.1/4" with forged pipe clamp (No. 865008700), precision die heads complete in plastic carrying case (No. 995858100)



Fig. SUPERTRONIC 1250 set (No. 71450)

Model	Weight	PU	No.
SUPERTRONIC 1250 set with pipe clamp	3.900 kg	1	71470
SUPERTRONIC 1250 set BSPT R 1/2–3/4–1–1.1/4", 230 V	12.970 kg	1	71450
SUPERTRONIC 1250 set NPT 1/2–3/4–1–1.1/4", 220 V	13.000 kg	1	71454
SUPERTRONIC 1250 set NPT 1/2–3/4–1–1.1/4", 110 V	13.000 kg	1	71453
Counterholder	1.600 kg	1	865008700


Helical gears for maximum power (800 W)



Portable, fast and easy steel pipe processing



Accessories	Page
Die heads 1/4–2"	156
Dies 1/4–2"	156
Cutting fluid	157
Pipe roughing wrench	163
Ratchet pipe deburrer 1/4–2"	163



SUPERTRONIC 2000 E

Battery driven power threader Ø 1/4–2"

For quick and effortless production of precise and reliable thread connections to approved standards

For threading of **BSPT right: Ø 1/4–2"**



Application Benefits

- 4-times faster retraction due to reverse gear unit
- User-friendly operation thanks to large changeover switch for forward and reverse motion
- Firm seating of the cutting heads due to direct mounting with snap ring locking
- Thread cutting close to the wall due to off-center cutting heat cutting head mounting
- Ideal for hard-to-reach places (corners, shafts)
- Secure hold in both directions of rotation due to hardened, prism toothed counterholder
- Easy to maintain thanks to permanent lubrication and brushless motor

Technical Data

Working area	Ø 1/4–2" (13–60 mm)
System battery	CAS or AMPShare
Cutting speed	15–25 rpm
Sound pressure level	87 dB
Sound power level (LwA)	100 dB
Rapid reverse speed	58 rpm

Toolless Speed-Lock die head mounting

For a fast and fixed connection

Compact and rectangular construction

Optimized for places, that are hard to reach, like corners or shafts, and for working safely on a work bench

Brushless motor

For wear-free work and longer machine life

Powerful 18V battery

For cutting up to 8 threads (2" BSPT) with only one battery load

Off-set die head mounting

Threading possible even close to walls

DuraEasyCut

Optimized geometry for reduced effort of up to 20% for person and machine

Easy switching from forward to an even faster reverse

For working more efficiently

Easy insertion of the die head with tension locking ring



Compatible with with rolling groover ROGROOVER 1–6"



Work in confined spaces



SUPERTRONIC 2000 E sets

Set includes: SUPERTRONIC 2000 E basic device, pipe clamp (No. 71280), ROFIX adaptor (No. 71271), ROCASE 6414 with inlay (No. 1000001953)

Can also be used as a drive for our roll grooving unit!



Fig. SUPERTRONIC 2000 E set (No. 1000003387)

Fig. Hand roll groover 1-12\" (No. 1000000212)

Model	Weight	PU	AMPShare-No.	CAS-No.
SUPERTRONIC 2000 E bare tool with pipe clamp	9.800 kg	1	1000004184	1000003387
SUPERTRONIC 2000 E set with pipe clamp, without battery, without charger, BSPT R 1/2-3/4-1-1.1/2-2\"	12.200 kg	1	1000004185	1000003388
SUPERTRONIC 2000 E set with pipe clamp, 4 Ah battery, charger, BSPT R 1/2-3/4-1-1.1/4-1.1/2-2\"	18.100 kg	1	1000004186	1000003389



Batteries and charger

CAS	Weight	PU	No.	AMPShare	Weight	PU	No.
RO BP18/2, 2.0 Ah 18V	0.420 kg	1	1000001652	RO BP18/2, 2.0 Ah 18V	0.400 kg	1	1000003859
RO BP18/4, 4.0 Ah 18V	0.575 kg	1	1000001653	RO BP18/4, 4.0 Ah 18V	0.600 kg	1	1000003860
RO BP18/4, 4.0 Ah 18V, Li-HD	0.515 kg	1	1000002548	RO BP18/4, 4.0 Ah 18V, ProCORE	0.520 kg	1	1000003863
RO BP18/8, 8.0 Ah 18V, Li-HD	0.915 kg	1	1000002549	RO BP18/8, 8.0 Ah 18V, ProCORE	0.960 kg	1	1000003864
RO BC14/36 charger, 230V	0.580 kg	1	1000001654	RO BC18 charger, 230V	0.550 kg	1	1000003858

Accessories

	Page
Die heads 1/4-2\"	156
Dies 1/4-2\"	156
Cutting fluid	157
Pipe roughing wrench	163
Ratchet pipe deburrer 1/4-2\"	163



SUPERTRONIC 2000

Power threader Ø 1/4–2"

For quick and effortless production of precise and reliable thread connections to approved standards

For threading of
BSPT right: Ø 1/4–2"
NPT: Ø 1/4–2"




Application Benefits

- Secure grip in both turning directions with the hardened, interlocking prism pipe clamp
- Die heads are held firmly in place through direct seating with tension ring locking
- Off-set die head mounting allows for threading even close to walls
- Ideal for confined spaces (corners and shafts)
- User-friendly work with the large mechanism for switching directions
- Reliable motor for long-term use

Technical Data

Working area	Ø 1/4–2"
Cutting speed	15–25 m/s
Sound pressure level	100 dB
Sound power level (LwA)	87 dB
Power consumption	1,010 W
Rapid reverse speed	58 bpm
Vibration	3.02 m/s ²
Thread type	BSPP, BSPT R, BSW, Metric, NPT

6



Easy insertion of the die heads



Use with roll grooving tool ROGROOVER



ROFIX adaptor (No. 71271)



High reduction gears



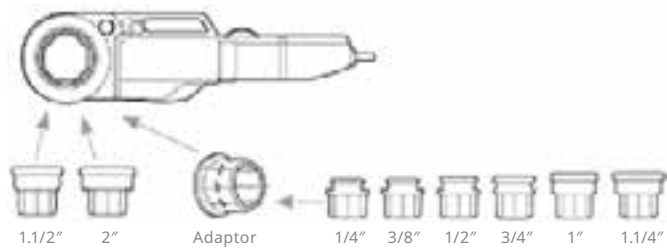
SUPERTRONIC 2000 sets

Set includes: SUPERTRONIC 2000 with pipe clamp (No. 71280), ROFIX adaptor (No. 71271), and precision die heads, ROCASE 6414 (No. 1000001953) with inlay

Can also be used in combination with a roll grooving tool!



Pipe clamp



1.1/2" 2" Adaptor 1/4" 3/8" 1/2" 3/4" 1" 1.1/4"



Fig. SUPERTRONIC 2000 set (No. 71257)

Model	Weight	PU	No.
SUPERTRONIC 2000 set BSPT R 1/2-3/4-1-1.1/4-1.1/2-2", 230 V	14.500 kg	1	71256
SUPERTRONIC 2000 set NPT 1/2-3/4-1-1.1/4-1.1/2-2", 230 V	15.000 kg	1	71257
SUPERTRONIC 2000 with pipe clamp, without die heads, 230 V	6.800 kg	1	71250
SUPERTRONIC 2000 BSPT R 1/2-3/4-1-1.1/4-1.1/2-2", 110 V	14.500 kg	1	71258
SUPERTRONIC 2000 NPT 1/2-3/4-1-1.1/4-1.1/2-2", 110 V	15.000 kg	1	71259
SUPERTRONIC 2000 with pipe clamp, without die heads, 110 V	6.800 kg	1	71251
SUPERTRONIC 2000 230 V, ROCASE, with ROFIX, forged pipe clamp	11.200 kg	1	1000002011

Work in confined spaces



Die heads with the tripod universal workbench



Accessories	Page
Die heads 1/4-2"	156
Dies 1/4-2"	156
Cutting fluid	157
Pipe roughing wrench	163
Ratchet pipe deburrer 1/4-2"	163



Threading die head for SUPERTRONIC

Precision die head up to Ø 2" for the production of precise and standardized thread connections according to EN 10226

Precision die head up to Ø 2" for the production of precise and standardized thread connections according to ASME B1.20.1 (NPT)



Threading die heads with optimized geometry

Reduced effort of up to 10% for person and machine

Precision threading dies

Special viscous hard steel with long service life

Big chamber

Faster and easier removal of metal chips



Fully automatic production process

Reduced production tolerances to increase the service life by up to 10%

Extra wide and exchangeable threading dies

Highest demands and long service life

Forcelocked octagonal universal drive with snap ring locking

Easy and tool-free assembly with secure hold

Application Benefits

- Threading die heads with optimized geometry to reduce the effort by up to 10% for person and machine
- Reduced manufacturing tolerance for quicker performance
- Interchangeable threading dies to increase economic efficiency
- Quick change threading die heads with secure holding for SUPER CUT, SUPERTRONIC 1250 and 2000s models

Model	Weight	PU	No.
Threading die head NPT, 3/8"	0.580 kg	1	070908X
Threading die head NPT, 1/2"	0.600 kg	1	070912X
Threading die head NPT, 3/4"	0.580 kg	1	070913X
Threading die head NPT, 1.1/4"	0.900 kg	1	070915X
Threading die head NPT, 1.1/2"	1.700 kg	1	070849X
Threading die head NPT, 1"	0.770 kg	1	070914X
Threading die head NPT, 2"	1.560 kg	1	070850X

Threading dies for SUPERTRONIC BSPT R

Precision threading dies

In conjunction with the matching SUPER CUT die head, pipe threads can be produced according to EN 10226 (BSPT R)



Model	Weight	PU	No.
BSPT R, 1/4"	0.060 kg	1	070831X
BSPT R, 3/8"	0.060 kg	1	070832X
BSPT R, 1/2"	0.060 kg	1	070833X
BSPT R, 3/4"	0.065 kg	1	070834X
BSPT R, 1"	0.125 kg	1	070835X
BSPT R, 1.1/4"	0.135 kg	1	070836X
BSPT R, 1.1/2"	0.150 kg	1	070869X
BSPT R, 2"	0.150 kg	1	070870X

Threading dies for SUPERTRONIC NPT

In conjunction with the matching SUPER CUT thread cutting head, pipe threads of 1/4-2" according to ASME B1.20.1 (NPT) can be produced.



Model	Weight	PU	No.
NPT, 1/4"	0.160 kg	1	070916X
NPT, 3/8"	0.060 kg	1	070917X
NPT, 1/2"	0.070 kg	1	070918X
NPT, 3/4"	0.070 kg	1	070919X
NPT, 1"	0.140 kg	1	070920X
NPT, 1.1/4"	0.140 kg	1	070921X
NPT, 1.1/2"	0.150 kg	1	070945X
NPT, 2"	0.160 kg	1	070946X

ROFIX adapter

Fits small external octagonal die heads from Ø 1/4–1.1/4"

Application Benefits

- Easy insertion of the die head with tension ring locking



Tension ring locking

Model	Weight	PU	No.
ROFIX adapter	0.800 kg	1	71271

RONOL

High-performance cutting oil

High-performance cutting fluid for producing thread connections or cutting metal. The cutting oil in various sizes can be used with manual threaders or stationary machines

Application Benefits

- Excellent cooling and lubricating properties
- Durability of the threading die is increased considerably
- For perfect, clean threads
- Safe for skin contact
- Also suitable as cold lubrication when cutting metal

Model	Weight	PU	No.
RONOL spray can, 600 ml	0.580 kg	12	65008
RONOL canister, 5 l	4.600 kg	1	65010
RONOL barrel, 210 l	195.500 kg	1	65011

Mineral-based cutting oil is not permitted for drinking water installations—Please check your national regulations!



RONOL SYN

High-performance cutting fluid

Suitable as a coolant and lubricant for producing threads or cutting metal

Application Benefits

- Excellent cooling and lubricating properties
- Able to handle high pressure
- Longer life for the cutting tool
- Safe for skin contact
- Also suitable as cold lubrication when cutting metal

Model	Weight	PU	No.
RONOL SYN spray can, 600 ml	0.750 kg	12	65013
RONOL SYN canister, 5 l	5.750 kg	1	65015



ROPOWER 50 R

Portable compact threader Ø 1/4-2"

Quick and effortless production of precise and reliable pipe and bolt threads to approved standards

Use on building sites, for repairs and service, industrial use and for installation work

For threading of:

BSPT right, EN 10226, ISO 7-1: Ø 1/4-2"

NPT, ASME B1.20.1: Ø 1/4-2"

BSPP, ISO 228-1, DIN 259: Ø 1/2-2"

BSW, B. S 84: Ø 3/8-2"

Metric, ISO 261, DIN 13: Ø 10-24 mm

Application Benefits

- Quick and reliable threading, trimming, deburring, and grooving
- Effortless and comfortable transport with the light, navigable working carriage, which also serves as a workbench
- Complete pre- and post-processing of pipes
- Easy to maintain machine design
- Die head type R (automatic with integrated oil feed)
- Portable transport frame (standard)

Original RIDGID¹ threading dies can optionally be used!

Pre- and post-processing of pipes

Self-centering pipe cutter

Precise cuts

Internal deburrer, snap in, 3-blade

Burr-free work

Impact hammer chuck with maximal clamping-force

No pipe slippage

Self-centering rear chuck

Quick and precise alignment of the pipe

Easy to maintain machine design

Motor double insulated in accordance with VDE

Safe operation

Stable high torque motor

Constant power transferral

Off-set spindle lubrication

Easy maintenance

Machine slightly angled

Reduced oil consumption, oil coating in pipe interior is avoided

Technical Data

Working area	Ø 1/4-2"
Sound pressure level	85 dB
Sound power level (LwA)	96 dB
Power consumption	1,150 W
Rapid reverse speed	38 rpm
Vibration	2.5 m/s ²
Thread type	BSPP, BSPT R, BSW, Metric, NPT



Geared oil pump with filter system and adjustable fluid qualities

Constant oil flow quantities

Large plastic shavings collection trough

Easy to clean

ROPOWER 50 R

Set includes: ROPOWER 50 R, automatic die head 1/2–2" (No. 56052), SS dies BSPT 1/2–3/4" (No. 056370X), 1–2" (No. 056371X), safety foot switch (No. 56335), collapsible stand (No. 56051), tool

Die head type R

Automatic die head with integrated oil feed

Long life of the die heads

Optimal lubrication and cooling of the die heads

Long life of the die heads

Transportation frame

(Included in delivery)

Carriage with storage space and a mount for the foot switch

Clearly arranged work

Collapsible undercarriage

Comfortable transport

With 2 plastic wheels

High mobility

Fig. collapsible stand (No. 56051) included in delivery!



Automatic die head with integrated oil supply



High mobility



Thread roughing



Cost-effective production of grooves



Model

ROPOWER 50 R BSPT R 1/2–2", 230 V

Weight

PU

No.

88.500 kg

1

1000004212

ROPOWER 50 R BSPT R 1/2–2", 110 V

88.500 kg

1

1000004213

ROPOWER 50 R BSPP R 1/2–2", 230 V

88.500 kg

1

1000004214

ROPOWER 50 R NPT 1/2–2", 230 V

88.500 kg

1

1000004215

Folding trolley

19.200 kg

1

56051

Accessories

Page

Cutting fluid

157

Automatic die heads

162

Threading dies

162

NIPPLE MAX



163

Pipe roughing wrench

163

ROGROOVER 1–6"

164



SUPERTRONIC 2 SE / 3 SE / 4 SE

Compact threader Ø 1/4-4"

Reliable and proven for constant professional use

- Ideal for portable and stationary threading in the workshop, on-site, for repairs and service, trade and industry, pipeline construction as well as for sanitary and heating installations
- Universal application, with or without stand, i.e. on a workbench

For threading of:

BSPT right, EN 10226, ISO 7-1: Ø 1/4-2"

NPT, ASME B1.20.1: Ø 1/4-2"

BSPP, ISO 228-1, DIN 259: Ø 1/2-2"

BSW, B. S 84: Ø 3/8-2"

Metric, ISO 261, DIN 13: Ø 10-36 mm, Ø 10-24 mm (2 SE)


Can also be used in combination with a roll grooving tool!



Application Benefits

- Universal die head seating (standard or automatic)
- Precise guiding of the die head
- Low-wear and precise guiding
- Fast axial alignment of the pipe
- No pipe slippage due to impact hammer chuck
- Burr-free work

6



Smooth action impact hammer chuck with maximal clamping force

No pipe slippage

Self-centering rear chuck

Axial alignment of the pipe

Working spindle with closed bearings on both sides

Low-wear and precise guiding

Dual-sided tool guide sled

Precise guiding of the die head

Tool / guide sled propulsion via turnstile

Finely controlled propulsion

Modular system concept

Universal die head adaptor, optional in standard or automatic models

Internal deburrer, snap in, 3-blade

Burr-free work

Sturdy oil pump with high flow power and adjustable fluid quantities, filter system and integrated oil feed

Optimal lubrication and cooling

Large shavings collection trough made of plastic

Easy to clean

Fig. SUPERTRONIC 2 SE

Impact hammer chuck with interchangeable clamping jaw, optimal clamping properties through flexible adjustment and broad support



Automatic die heads with quick adjustment of thread size, automatic thread length and finely adjustable thread depth without recentering



Transport frame for 3 and 4 SE (No. 57050)

SUPERTRONIC 2 SE

Compact threader Ø 1/2-2"

Standard die head: 1/2-2" (No. 56156)
Automatic die head: 1/2-2" (No. 56266)

Set includes: SUPERTRONIC 2 SE, automatic die head 1/2-2" (No. 56156) or automatic die head (No. 56266), SS threading dies 1/2-3/4" (No. 56003), 1-2" (No. 56007), safety foot switch (No. 56335), supporting legs (No. 56488), tool



Model	Weight	PU	No.
SUPERTRONIC 2 SE with standard die head, BSPT R 1/2-2", 230 V	68.000 kg	1	1500004021
SUPERTRONIC 2 SE with automatic die head, BSPT R 1/2- 2", 230 V	68.000 kg	1	1500004023
SUPERTRONIC 2 SE with automatic die head, NPT 1/2- 2", 110 V	68.000 kg	1	1500004026
SUPERTRONIC 2 SE with automatic die head, NPT 1/2-2", 230 V	68.000 kg	1	1500004028

SUPERTRONIC 3 SE

Compact threader Ø 1/2-3"

Standard die head: 1/2-2" (No. 56156), 2-3" (No. 56104)
Automatic die head: 1/2-2" (No. 56266), 2.1/2-3" (No. 56288)

Set includes: SUPERTRONIC 3 SE, standard die heads 1/2-2" (No. 56156) or automatic die heads (56266), standard die head 2-3" (No. 56104) or automatic die head 2 1/2-3" (56288), SS threading dies 1/2-3/4" (No. 56003), 1-2" (No. 56007), SS threading dies 2-3" (No. 56006), SS threading dies 2 1/2-3" (No. 56489), safety foot switch (No. 56335), supporting legs (No. 56491), tool



Model	Weight	PU	No.
SUPERTRONIC 3 SE with automatic die head, BSPT R 1/2-3", 230 V	100.000 kg	1	56255
SUPERTRONIC 3 SE with automatic die head, BSPT R 1/2-3", 230 V, CH	78.500 kg	1	056255Z
SUPERTRONIC 3 SE with standard die head, BSPT R 1/2-3", 110 V	100.000 kg	1	56253
SUPERTRONIC 3 SE with standard die head, BSPT R 1/2-3", 230 V	100.000 kg	1	56250

SUPERTRONIC 4 SE

Compact threader Ø 1/2-4"

SUPERTRONIC 4 SE with automatic die head

Lever

Various adjustable speeds



Set includes: SUPERTRONIC 4 SE, BSPT automatic die head 1/2-2" (No. 56266), BSPT automatic die head 2 1/2-4" (No. 56289), SS threading dies 1/2-3/4" (No. 56003), SS threading dies 1-2" (No. 56007), SS threading dies 2 1/2-4" (No. 56294), safety foot switch (No. 56335), supporting legs (No. 56489), tool

Model	Weight	PU	No.
SUPERTRONIC 4 SE with automatic die head, BSPT R 1/2-4", 230 V	120.000 kg	1	56465
SUPERTRONIC 4 SE with automatic die head, BSPT R 1/2-4", 230 V, CH	143.000 kg	1	056465Z
SUPERTRONIC 4 SE with automatic die head, BSPT R 1/2-4", 110 V	120.000 kg	1	56475
SUPERTRONIC 4 SE with automatic die head, NPT 1/2-4", 230 V	140.500 kg	1	56466

Precision die heads

For machine types ROPOWER 50 R, PANDA, PISET, SUPERTRONIC 2 S, 2 SE, 3 S, 3 SE, 4 S and 4 SE

Standard die heads

- Time saving with a simple and quick change of the threading dies
- User-friendly with the locking positioning which eliminates complicated calibration
- Longer life of the dies with the integrated lubrication
- Guaranteed consistent cutting oil film on the pipe surface



Standard die head



Automatic die head

Automatic die heads

- Simple and clear operation with the quick-adjustment thread sizes
- Automatic adjustable thread length for serial production
- Flexible work: Each thread size offers individual fine adjustment of the thread depth without recentering dimension change

Please note: The die heads do not include threading dies!

Overview die heads / threading dies

Die heads			Threading dies			ROPOWER 50 R	SUPERTRONIC 2 SE	SUPERTRONIC 3 SE	SUPERTRONIC 4 SE
Thread type	Size	No.	Size	No. SS-steel	No. HSS-steel for stainl. steel/INOX pipe				
Automatic die heads suitable for RIDGID¹ threading dies									
BSPT R			1/4-3/8"	56369	56379	●			
	1/2-2"	56052	1/2-3/4"	056370X	56380	●			
NPT	1/2-2"	56053	1-2"	056371X	N/A	●			
			1/4-3/8"	56372	N/A	●			
			1/2-3/4"	56373	N/A	●			
BSPP		56054	1-2"	56374	N/A	●			
			1/2-3/4"	56058	N/A	●	●	●	●
			1-2"	56059	N/A	●	●	●	●
Automatic die heads suitable for ROTHENBERGER threading dies									
BSPT R	1/2-2"	56266	1/2-3/4"	56003	56235	●	●	●	●
			1-2"	56007	56236	●	●	●	●
	2.1/2-3"	56288	2.1/2-3"	56291	56237			●	●
	2.1/2-4"	56289	2.1/2-4"	56294	56238				●
NPT	1/2-2"	56271	1/2-3/4"	56111	56180		●	●	●
			1-2"	56112	56181		●	●	●
	2.1/2-3"	56268	2.1/2-3"	56295	56183			●	●
	2.1/2-4"	56269	2.1/2-4"	56296	N/A				●
			3.1/2-4"	N/A	56184				●
ROTHENBERGER standard / manual die heads									
BSPT R	1/4-3/8"	56153	1/4-3/8"	56001	56135	●	●	●	●
	1/2-2"	56156	1/2-3/4"	56003	56235	●	●	●	●
			1-2"	56007	56236	●	●	●	●
	2-3"	56104	2-3"	56006	56121			●	●
	3.1/2-4"	56032	3.1/2-4"	56008	56122				●
NPT	1/4-3/8"	56118	1/4-3/8"	56110	N/A	●	●	●	●
	1/2-2"	56156	1/2-3/4"	56111	56180	●	●	●	●
			1-2"	56112	56181	●	●	●	●
BSPP	2.1/2-3"	56104	2.1/2-3"	N/A	N/A			●	●
	1/2-1.1/4"	56076	1/2-3/4"	N/A	N/A	●	●	●	●
			1-1.1/4"	N/A	N/A	●	●	●	●
	1.1/2-3"	56077	1.1/2-2"	56097	N/A			●	●
			2.1/2-3"	56098	N/A			●	●

Precision threading dies

High material quality and precise workmanship guarantee easy cutting, clean threads and extremely long service life with outstanding chip discharge. Manufactured from high-quality tempered steel (only available in sets 4 or 5 pieces / pack)



Suitable for:

Conical pipe threads – BSPT:

Whitworth pipe threads: ISO 7-1, DIN EN 10226 (DIN 2999)

External pipe threads: conical, 1:16, 55° flank angle

Conical pipe threads – NPT:

Taper pipe threads: ASME B1.20.1

External pipe threads: conical, 1:16, 60° flank angle

Cylindrical pipe threads – BSPP:

Whitworth pipe threads: ISO 228-1, DIN 259

Exterior pipe threads cylindrical, 55° flank angle

For optimal threading results, use only with original ROTHENBERGER cutting fluid or cutting oil

Pipe supporting column

Adjustable height, from 780 up to 1,200 mm with ball track. Maximum carrying capacity 120 kg

Pipe supporting column for all working steps during pipe processing. Pipes from R 1/2–6" can be easily and safely brought into the required working position



Model	Weight	PU	No.
Pipe supporting column 6"	5.800 kg	1	56047

Pipe roughing wrench

Wrench made of forged steel, with hardened rolls. Consistent, thread-saving roughing of the entire area

For roughing of cylindrical or conical threads up to 2"



Model	Weight	PU	No.
Pipe roughing wrench 3/8–2"	1.150 kg	1	56500
Spare roughing rolls 3 pieces	0.300 kg	1	56501

NIPPLE MAX

NIPPLE MAX Ø 1/2–2"

For the production of short pipe nipples and double nipples, by means of internal clamping. Hardened and ground clamping jaws ensure a secure hold. For all stationary tapping machines

Application Benefits

- Recycling pipe scraps saves money, material and time
- Automatic quick grip of the pipe piece without the need for additional tools
- Pipes are gripped from within and centred: no damage to pipe piece



Safety foot switch

For all ROTHENBERGER threading machines

For use on ROPOWER 50 R and SUPERTRONIC 2–4 SE threading machines. Safety switch controllable via foot pedal Quick release of the switch by pressing the pedal. Easy unlocking of EMERGENCY STOP by separate switch



Model	Weight	PU	No.
Safety foot switch 3 step with emergency stop switch	2.500 kg	1	56335

Internal deburrer with ratchet

Quick and clean deburring For steel pipes, with smooth-running ratchet, cutting bit made of tempered steel

For steel pipes, with smooth-running ratchet, cutting bit made of tempered steel



Model	Weight	PU	No.
Internal deburrer with ratchet, 13–60 mm (1/4–2")	2.680 kg	1	70289



Set (No. 56056) includes: nipple chuck 1/2" (No. 56060), 3/4" (No. 56061), 1" (No. 56062), 1.1/4" (No. 56063), 1.1/2" (No. 56064), steel carrying case (No. 26410)

Model	Weight	PU	No.
Nipple chuck 1/2"	0.390 kg	1	56060
Nipple chuck 3/4"	0.500 kg	1	56061
Nipple chuck 1.1/2"	0.920 kg	1	56064
NIPPLE MAX set 1/2–3/4–1–1.1/4–1.1/2"	4.360 kg	1	56056

Threading and grooving

Roll grooving

Hand roll groover 1-12"

Manageable and compact hand roll groover for producing grooves on installed thin- and standard steel pipes up to Ø 1-12" (33-324 mm)

Suitable for installations, sprinkler systems, larger heating units, industrial use and mining

For standard grooves on installed pipes from 1-12"

Application Benefits

- For pipes from Ø 1"
- Quick connection of pipes anywhere where welding is not allowed!
- Easy transportation due to small dimension
- Adjustable and finely-controlled arrester
- 1/2" ratchet for both adjustmen

Technical Data

Working area	Ø 1-12"
Drive	Hand

Application on tripod workbench



Fixture for stabiliser



Can also be used in combination with the SUPERTRONIC 2000 E

Model	Weight	PU	No.
Hand Roll Groover 2-6"	12.000 kg	1	1000000212
Pressure roller set 1"	2.000 kg	1	56521
Pressure roller 1.1/4-1.1/2"	2.430 kg	1	56522
Pressure roller set 2-6"	2.000 kg	1	56523
Roller set 2-6"	2.755 kg	1	887307000
Roller set 3-6"	3.100 kg	1	887308000
Roller set 8-6"	2.330 kg	1	887309000
Roller set 1"	0.590 kg	1	1000000720
Roller set 1.1/4-1.1/2"	0.620 kg	1	1000000721
Roller set 2-6"	1.000 kg	1	1000000850
Roller set 4-6"	2.480 kg	1	1000000722
Roller set 8-12"	2.700 kg	1	1000000723

ROGROOVER 1-6"

Portable rolling groover for steel pipes up to Ø 6" (168 mm) for rapid rolling grooves on standard and thin-walled steel pipes

Suitable for installations, sprinkler systems, larger heading units, industrial use and mining

Lightweight and compact design allows for use with the threaders:

SUPERTRONIC 2000, SUPERTRONIC 2000 E, SUPERTRONIC 4 SE, SUPERTRONIC 2 SE, SUPERTRONIC 3 SE, ROPOWER 50 R

Application Benefits

- Quick connection of pipes anywhere where welding isn't allowed
- Long life and little wear
- Easy to transport with the lightweight aluminium casing
- Adjustable and finely-controlled arrester for consistent groove depth
- Convenient, easy and time-saving operation



Model	Weight	PU	No.
for REX 4"	14.500 kg	1	56508
for RIDGID ¹ 300	16.000 kg	1	56504
for ROPOWER 50 R, SUPERTRONIC 2 SE, REX 2"	14.500 kg	1	56505

Model	Weight	PU	No.
for SUPERTRONIC 2000	14.500 kg	1	56509
for SUPERTRONIC 3 SE, REX 3"	14.500 kg	1	56506
for SUPERTRONIC 4 SE	14.500 kg	1	56507

ROGROOVER 1-12"

Electro-hydraulic rolling groover for steel pipes Ø 1-12" (33-324 mm) for rolling grooves

Suitable for installations, sprinkler systems, larger heading units, industrial use and mining



Application Benefits

- Pressure rollers toolless adjustable due to revolver-button
- Safe working with foot switch and emergency stop switch, as well as lighting in workplace
- Reliable, powerful 1,500W motor
- Quick and fine adjustment for groovers and regulation

Technical Data

Working area	Ø 1-12" (33-324 mm)
Pipe thickness	3-10 mm
Pressure hydraulic cylinder	40 bar
Power	1,500 W
Tank volume	150 ml
Pipe wall thickness	10 mm

Control panel

Power supply, light and EMERGENCY STOP

Circumferential steel frame

Protective bracket and carrying frame

Function with foot switch

Safety for users

Fine adjustment of the groove depth and regulation

For optimal results

Turret head with integrated pressure rollers

Simple, fast and tool-free

Adjustable pipe support stand

Ball bearing blocks for easy handling

3-way adjustment of the pressure rollers size



Drive shaft and measuring tape in the delivery



Set includes: ROGROOVER machine 1-12", pipe support stand, drive shaft, 1-1.1/2", 2-6" and 8-12" (No. 1500001709-1711), diameter measuring tape






Model	Weight	PU	No.
ROGROOVER 1-12", 110V, USA	175.000 kg	1	1500001353
ROGROOVER 1-12", 230V, EU	175.000 kg	1	1500001351
ROGROOVER 1-12", 230V, SASO	175.000 kg	1	1500001352



Soldering and welding

System overview	168-169
Cartridge brazing	170-174, 176-177
Cartridge soft soldering	174-175, 176
Cylinder brazing	178-179
Cylinder soft soldering	180-181
Electric soft soldering	182-183
Gas-welding	184-187
Three-gas welding	188-189
Accessories soldering and welding	190-199

Cartridge brazing

	SUPER FIRE 3	SUPER FIRE 4	ROFIRE GLOBAL	ROFIRE Swivel PRO Cyclone Piezo	ROFIRE Swivel PRO Twin
					
Soft soldering	up to Ø 35 mm	up to Ø 35 mm	up to Ø 35 mm	up to Ø 42 mm	up to Ø 64 mm
Brazing	up to Ø 28 mm	up to Ø 28 mm	up to Ø 28 mm	up to Ø 18 mm	up to Ø 28 mm
Special application	Shrinking, removal of paint	Shrinking, removal of paint	○	○	○
For use with	MAPP ¹ gas, Maxigas 400, Multigas 300	MAPP ¹ gas, Maxigas 400, Multigas 300	MAPP ¹ gas, Maxigas 400, Multigas 300	MAPP ¹ gas ² , Maxigas 400 ² , Multigas 300 ²	MAPP ¹ gas ² , Maxigas 400 ² , Multigas 300 ²
Page	170	172	174	174	174

Cartridge soft soldering






Roofing

	ROFLAME 4 PIEZO	ROFIRE 4 / ROFIRE 4 PIEZO	ROOFING Set
			
Soft soldering	up to Ø 22 mm	up to Ø 22 mm	●
Brazing	○	up to Ø 15 mm	○
Special application	○	○	Bonding of bituminous sheeting
For use with	Supergas C 200	Multigas 300	Propane, butane
Page	174	175	180

Cartridges




	MAPP¹ gas	Maxigas 400	Multigas 300	Supergas C 200 TSS
				
Flame temperature	up to 2,700 °C	up to 2,200 °C	up to 1,900 °C	up to 1,800 °C
Application	Soft soldering and brazing	Soft soldering and brazing	Soft soldering	Soft soldering
Valve	7/16" EU	7/16" EU	7/16" EU	Pierceable cartridge
Page	176	177	177	177

Brazing and soft soldering devices

	RE 17	ALLGAS 2000 set	ALLGAS 2000 PS 0.5/2 Compact	ALLGAS Mobile Pro	ROXY 400 L
					
Soft soldering	●	●	●	●	●
Brazing	●	●	●	●	●
Welding	0.5–14 mm	0.2–5 mm	○	○	○
Cutting	12–100 mm	○	○	○	○
For use with	Acetylene, oxygen, Maxigas 400	Acetylene, oxygen	Propane, oxygen	MAPP ¹ gas, oxygen	Maxigas 400, oxygen
Page	188	184	185	186	187

Cylinder brazing and soft soldering

E-soft soldering

	AIRPROP	TURBOPROP	ROTHERM 2000
			
Soft soldering	up to Ø 54 mm	up to Ø 54 mm	up to Ø 54 mm
Brazing	up to Ø 22 mm	up to Ø 28 mm	○
Special application	○	○	Soft soldering without flame
For use with	Propane, butane	Propane, butane	230 V
Page	178	179	182

Cartridges and cylinders

Acetylene



Oxygen



Application	Brazing, welding, cutting	Brazing, welding, cutting
Valve	DIN 477-1	M 10 × 1 (one-way) / G 3/4" RH
Pressure	19 bar	110 bar (one-way) / 200 bar
Page	190	190

1) MAPP is a registered trademark of the MESSER Group GmbH, Bad Soden

SUPER FIRE 3

Ergonomic HEAVY DUTY brazing tool

For brazing and soldering up to Ø28 mm as well as for other applications, e.g. dissolving paint or shrinking hoses

Hard soldering: up to Ø28 mm
(with flame reflector in wind-protected environment)
Soft soldering: up to Ø35 mm



Application Benefits

- Fast heating, less consumption!
- Long service life
- "Twist 'n' Load" system (5 different burners)—change burners with one handle
- Exact flame adjustment
- Up to 2.5 hours brazing with one cartridge
- Comfort for longer working (locking knob)
- Reliable piezo ignition (up to 30,000 ignitions)
- Double safety, as No. gas escape without locking the torch (piezo ignition)

Technical Data

Coupling	7/16" EU
Handle	Aluminium, bolted
Burner	Brass / stainless steel

7



Brazing in gas installation



High flame temperature based on cyclone swirl



Brazing in refrigeration / air-conditioning technology



Pin-point burner (460 °C)

For fine soldering; precise and stable flame



No. 35455

Standard burner (700 °C)

For soft soldering and other jobs with lower heat application; precise, powerful and stable flame



No. 35456

Cyclone burner (950 °C)

For hard and soft soldering with an efficient swirl flame (allows pipe to heat up evenly)



No. 35457

Hot air burner (400 °C)

For the removal of paint and for shrinking work up to approx. 80 mm diameter; wind-stable, powerful current of hot airpowerful, wind-stable soft flame



No. 35458

Shrinking burner (720 °C)

For shrinking up to Ø 300mm and for heating; powerful, wind-stable soft flame



No. 35459

SUPER FIRE 3 HOT BOX**Application Benefits**

- The ideal service kit
- For repairs, heating installations and refrigeration / air-conditioning technology

**RO
CASE****Hot**

5-part set (No. 100002369) includes: handle (No. 35445), cyclone burner (No. 35457), pin-point burner (No. 35455), flame reflector (No. 31043), universal torch support (No. 35461), 2 × MAPP¹ gas A cartridges (No. 035521-A), ROCASE 4414 (No. 100001945)

Model	Weight	PU	No.
SUPER FIRE 3 HOT BOX EU incl. MAPP ¹ gas A	4.270 kg	1	100002369
SUPER FIRE 3 HOT BOX EU incl. MAPP ¹ gas B	4.165 kg	1	100002370
SUPER FIRE 3 HOT BOX EU incl. MAPP ¹ gas C	4.165 kg	1	100002371

SUPER FIRE 3

Set (No. 35436) includes:
handle (No. 35445), cyclone burner (No. 35457)

When placing your order, remember to order the universal torch support (No. 35461) for stationary soldering, too!

Model	Weight	PU	No.
SUPER FIRE 3 with cyclone burner 7/16" EU	0.550 kg	1	35436
SUPER FIRE 3 with cyclone burner 1" US	0.700 kg	1	35431
SUPER FIRE safety adaptor 7/16" to 1"	0.102 kg	1	035648X



No. 035648X



No. 35436




No. 31050



No. 854186



No. 40212



No. 45252



No. 45268



No. 45220

Accessories	Page	No.
Welding blanket	193	31050
Internal brushes for copper pipes	193	854186
Solder	194	40212

Accessories	Page	No.
Fittings solder	195	45252
ROVLIES cleaning pads	192	45268
ROSOL soldering paste	195	45220

1) MAPP is a registered trademark of the MESSER Group GmbH, Bad Soden

SUPER FIRE 4

Ergonomic professional soldering tool

For hard soldering up to Ø28 mm and soft soldering up to Ø35 mm as well as for other applications, such as dissolving paint or shrinking hoses

Hard soldering: up to Ø28 mm
(with flame reflector in wind-protected environment)

Soft soldering: up to Ø35 mm



Application Benefits

- Fast heating of the material, less consumption!
- "Twist 'n' Load" system (5 different burners)—Replacing the burner with just one handle.
- Precise flame adjustment
- Improved locking mechanism for one-handed use
- Reliable piezo ignition (up to 30,000 ignitions)
- Double safety, No. gas leakage without locking the burner (piezo ignition)
- Longer handle for even more stable positioning on the gas cartridge

Technical Data

Coupling	7/16" EU
Handle	Plastic, rubberized
Burner	Brass / stainless steel

7

Elaborately manufactured brass / stainless steel design

Long service life

- ✓ Safe
- ✓ Fast
- ✓ Reliable

Dual safety

Only ignites if burner has been securely locked

High-performance piezo

Reliable (up to 30,000 ignitions)

Locking button

Continual use with only one hand

"Twist 'n' Load"

Fast "Twist 'n' Load" system

Exchange of the burner with one movement (5 different burner available)

Optimized fine regulating valve

Precise flame adjustment, faster opening and closing



Ergonomically designed handle

Robust, light and slipfree through rubberized surface

Brazing in refrigeration / air-conditioning technology



High flame temperature based on cyclone swirl



Brazing in refrigeration / air-conditioning technology



Pin-point burner (460 °C)

For fine soldering; precise and stable flame



No. 35455

Standard burner (700 °C)

For soft soldering and other jobs with lower heat application; precise, powerful and stable flame



No. 35456

Cyclone burner (950 °C)

For hard and soft soldering with an efficient swirl flame (allows pipe to heat up evenly)



No. 35457

Hot air burner (400 °C)

For the removal of paint and for shrinking work up to approx. 80 mm diameter; wind-stable, powerful current of hot airpowerful, wind-stable soft flame



No. 35458

Shrinking burner (720 °C)

For shrinking up to Ø 300mm and for heating; powerful, wind-stable soft flame



No. 35459

SUPER FIRE 4 HOT BOX**Application Benefits**

- The ideal service kit
- For repairs, heating installations and refrigeration / air-conditioning technology



5-part set (No. 1000002364) includes: handle (No. 1500001354), cyclone burner (No. 35457), pin-point burner (No. 35455), flame reflector (No. 31043), universal torch support (No. 35461), 2 x MAPP¹ gas A cartridges (No. 035521-A), ROCASE 4414 (No. 1000001945)

Model	Weight	PU	No.
SUPER FIRE 4 HOT BOX EU incl. MAPP ¹ gas A	4.055 kg	1	1000002364
SUPER FIRE 4 HOT BOX EU incl. MAPP ¹ gas B	3.965 kg	1	1000002366
SUPER FIRE 4 HOT BOX EU incl. MAPP ¹ gas C	4.095 kg	1	1000002368
SUPER FIRE 4 HOT BOX US incl. MAPP ¹ gas US	4.055 kg	1	1000001630

SUPER FIRE 4

Set (No. 1500001355) includes:
handle (No. 1500001354), cyclone burner (No. 35457)

When placing your order, remember to order the universal torch support (No. 35461) for stationary soldering, too!

Model	Weight	PU	No.
SUPER FIRE 4 with cyclone burner 7/16" EU	0.400 kg	1	1500001355
SUPER FIRE 4 with cyclone burner 1" US	0.370 kg	1	1500001503
SUPER FIRE safety adaptor 7/16" to 1"	0.102 kg	1	035648X



No. 035648X



No. 1500001355




No. 31050



No. 854186



No. 40212



No. 45252



No. 45268



No. 45220

Accessories	Page	No.
Welding blanket	193	31050
Internal brushes for copper pipes	193	854186
Solder	194	40212

Accessories	Page	No.
Fittings solder	195	45252
ROVLIES cleaning pads	192	45268
ROSOL soldering paste	195	45220

1) MAPP is a registered trademark of the MESSER Group GmbH, Bad Soden

ROFIRE GLOBAL

Ergonomic torch for brazing and soft soldering applications

Brazing: up to Ø 28mm
(with flame reflector in wind-protected environment)
Soft soldering: up to Ø 35 mm

Application Benefits

- Powerful cyclone torch for efficient brazing up to Ø 28 mm
- Ideal with MAPP¹ gas: up to 2.5 hours of brazing with only one cartridge
- Piezo ignition for comfortable and safe work
- Protection against triggering of the Piezo ignition when falling down


Model	Weight	PU	No.
ROFIRE GLOBAL, 7/16" EU	0.250 kg	1	1500002869



ROFIRE SWIVEL PRO Cyclone Piezo

Cyclone burner with piezo ignition

Coupling: 1" US
Brazing: up to Ø 18 mm
Soft soldering: up to Ø 42 mm



Model	Weight	PU	No.
ROFIRE SWIVEL PRO cyclone piezo	0.400 kg	1	35016



ROFIRE SWIVEL PRO Twin

Twin cyclone burner

Coupling: 1" US
Brazing: up to Ø 28 mm
Soft soldering: up to Ø 64 mm



Model	Weight	PU	No.
ROFIRE SWIVEL PRO Twin	0.400 kg	1	35012



ROFLAME 4 PIEZO

Ergonomic soft soldering torch for a safe and comfortable usage

Soft soldering: up to Ø 22 mm

Application Benefits

- Integrated preheating function for optimum flame pattern, even in overhead applications (360°)
- Robust metal housing for C 200 cartridges
- 2-component design made of rubberized plastic for excellent ergonomics and handling
- Reliable piezo ignition (up to 30,000 ignitions)
- Precise adjustment of the burner flame

Technical Data

Coupling	Pierceable connection (C 200 cartridges)
Handle	Plastic, rubberized
Burner	Brass / stainless steel
Housing	Inox burner, 2-component rubber-plastic handle, metal cartridge housing



Model	Weight	PU	No.
ROFLAME 4 PIEZO without gas cartridge	0.630 kg	1	1000002358

ROFIRE 4

Ergonomic soft soldering torches for safe and comfortable use

Hard soldering: up to Ø 15 mm
Soft soldering: up to Ø 22 mm

Application Benefits

- Integrated preheating function for optimum flame pattern even in overhead applications (360°)
- Precise adjustment of the burner flame

Technical Data

Coupling	7/16" EU
Handle	Plastic
Burner	Brass / stainless steel

Model	Weight	PU	No.
ROFIRE 4 without gas cartridge	0.300 kg	1	1500002921
ROFIRE 4 incl. Multigas 300	0.750 kg	1	1000002359



ROFIRE 4 PIEZO

Ergonomic soft soldering torches for safe and comfortable use

Hard soldering: up to Ø 15 mm
Soft soldering: up to Ø 22 mm

Application Benefits

- Integrated preheating function for optimum flame pattern, even for overhead applications (360°)
- 2-component design made of rubberized plastic for excellent ergonomics and handling
- Reliable piezo ignition (up to 30,000 ignitions)
- Precise adjustment of the burner flame

Technical Data

Coupling	7/16" EU
Handle	Plastic, rubberized
Burner	Brass / stainless steel




Stainless steel burner with preheat function

Applicable in any position, even overhead (360°)

Integrated pre-heat function for a stable flame, even when turning it upside down (360°)



Soft soldering in drinking water and heating installation



Protection collar

Extended design for safe and stable positioning on gas cartridges

Fine adjustment valve

Precise flame adjustment

High-performance piezo

Reliable up to 30,000 firings

2-component handle

Rubberized plastic for easy, ergonomic handling and grip

Model	Weight	PU	No.
ROFIRE 4 PIEZO without gas cartridge	0.300 kg	1	1500002922
ROFIRE 4 PIEZO incl. Multigas 300	0.750 kg	1	1000002360

MAPP¹ gas

High-performance gas for brazing and soldering

Flame temperatures up to 2,700 °C and 35 % faster than propane



Application Benefits

- Excellent heat transfer, faster than propane, even in winter below 0 °C.
- Increased safety and stability thanks to solid valve and protective collar
- Provides high flame output in any position, even overhead (360°)
- Easy handling
- Guarantees constant high burning performance
- Longer operating time

100% propylene

Excellent flame performance, even in overhead applications. Higher heat transfer than propane

Steel cylinder

High stability, especially for high pressure gases

7/16" EU brass valve

Patented design for high pressure gases

Protection collar

Stabilizes the burner on the bottle and protects in case of accidental drop



Protective collar stabilizes the torch and protects against accidental drops



SUPER FIRE 3 HOT BOX (see page 171)

SUPER FIRE 4 HOT BOX (see page 173)

Packaging profile

Model	MAPP ¹ gas
No.	035521-A
EAN code	4004625400180
Product size (mm) (W × H)	70 × 270
Contents (ml)	800
Weight (g)	400
Unit per box	12
Boxes per layer / pallet	10
Layer per pallet	3
Units per pallet	360
Number of pallets per truckload	60
Units per truckload	21,600
Pallet weight (kg)	324
Pallet size (mm) (L × W × H)	800 × 1,200 × 1,000
Carton size (mm) (L × W × H)	290 × 310 × 240

Model	Weight	PU	No.
MAPP ¹ gas 7/16" EU, version A Languages: DE, GB, FR, ES, IT, PT	0.900 kg	12	035521-A
MAPP ¹ gas 7/16" EU, version B Languages: DK, NL, SE, FI, FR, RUS	0.900 kg	12	035521-B
MAPP ¹ gas 7/16" EU, version C Languages: CZ, PL, HU, BG, TR, RO	0.900 kg	12	035521-C

Maxigas 400

High-performance welding, cutting and brazing gas for flame temperatures up to 2,200 °C. Gas cartridge with 7/16" EU coupling thread.



Packaging profile

Model	Maxigas 400
No.	035570-A / -B
EAN code	4004625355701 (A)
Product size (mm) (W × H)	65 × 260
Contents (ml)	600
Weight (g)	352
Unit per box	24
Boxes per layer / pallet	9
Layer per pallet	3
Units per pallet	648
Number of pallets per truckload	60
Units per truckload	38,880
Pallet weight (kg)	195
Pallet size (mm) (L × W × H)	800 × 1,200 × 1,000
Carton size (mm) (L × W × H)	405 × 272 × 264

Multigas 300

Propane / butane gas mixture for flame temperatures up to 1,900 °C. Gas cartridge with 7/16" EU connection thread.



Packaging profile

Model	Multigas 300
No.	035510-A / -B
EAN code	4004625355107 (A)
Product size (mm) (W × H)	65 × 260
Contents (ml)	600
Weight (g)	338
Unit per box	24
Boxes per layer / pallet	9
Layer per pallet	3
Units per pallet	648
Number of pallets per truckload	60
Units per truckload	38,880
Pallet weight (kg)	191
Pallet size (mm) (L × W × H)	800 × 1,200 × 1,000
Carton size (mm) (L × W × H)	405 × 272 × 264

Supergas C 200 TSS

Butane piercing cartridge with propane content also for working at low temperatures. Manufactured according to EN 417:2012, with integrated Top Safe System (TSS). This system largely retains escaping gas when disconnecting from the device.



Packaging profile

Model	C 200 TSS
No.	035901-A / -B
EAN code	4004625390627 (A)
Product size (mm) (W × H)	90 × 95
Contents (ml)	330
Weight (g)	190
Unit per box	36
Boxes per layer / pallet	9
Layer per pallet	3
Units per pallet	972
Number of pallets per truckload	60
Units per truckload	58,320
Pallet weight (kg)	350
Pallet size (mm) (L × W × H)	800 × 1,200 × 1,180
Carton size (mm) (L × W × H)	360 × 275 × 280

AIRPROP brazing set

Propane high-performance torch for brazing up to Ø22 mm and soft soldering up to Ø54 mm

For brazing and soft soldering of copper and steel pipes up to 2,000°C without oxygen, as well as warming up, shrinking and flame cleaning



Application Benefits

- Bundled, concentrated and hot flame due to built-in gas turbine in brazing burner
- Absolutely gas-tight due to optimized valve technology
- Gas-saving operation due to smooth-running economy valve
- Quick replacement of burners without tools

Technical Data

Self-induced air	Turbine and combustion chamber
Torch	Surface treated, chromed brass
Hose coupling	G 3/8" LH

Built-in gas turbine in brazing torch

Bundled, concentrated and hot flame

Smooth-turning economy valve

Gas-saving operation

Optimized valve technology

Absolutely gas tight

Shut-off valve

Prevents uncontrolled gas leakage

Absolutely gas-tight connections thanks to dual O-ring technology

Fast burner exchange without tools

7




No. 31092

Fig. similar

Sets include: safety handle with push-in coupling (No. 21121116), brazing burner with push-in nipple Ø 14 mm (No. 221131416) / Ø 16 mm (No. 221131616) / Ø 19 mm (No. 221131916), propane hose, 2.5 m with 3/8" LH coupling (No. 32201), safety igniter (No. 32077), replacement flints (No. 32088), open-ended spanner (No. 32073), steel case (No. 31005)

Model	Weight	PU	No.
AIRPROP brazing set without propane regulator	2.800 kg	1	31092
AIRPROP brazing set with propane regulator (No. 32081)	3.100 kg	1	31091



Threaded coupling M14 x 1

Push-in nipple

Brazing burner with threaded coupling

Ø mm	Length mm	g/h 2 bar	kWh-kcal-BTU	Weight	No.
14	140	125	1.60-1,375-5,465	0.095 kg	30913
16	145	180	2.30-3,300-7,885	0.100 kg	30914
19	170	300	3.84-3,300-13,115	0.130 kg	30915
22	171	400	5.12-4,440-26,195	0.145 kg	30916

Brazing burner with push-in nipple coupling

Ø mm	Length mm	g/h 2 bar	kWh-kcal-BTU	Weight	No.
14	140	125	1.60-1,375-5,465	0.095 kg	221131416
16	145	180	2.30-3,300-7,885	0.100 kg	221131616
19	170	300	3.84-3,300-13,115	0.130 kg	221131916
22	171	400	5.12-4,440-26,195	0.145 kg	221132216

TURBOPROP brazing set

Propane high-performance torch for brazing up to Ø28 mm and soft soldering Ø54 mm

For brazing and soft soldering of copper and steel pipes up to 2,200 °C without oxygen, as well as for warming up, shrinking and flame cleaning

Application Benefits

- Bundled, concentrated and hot flame due to built-in gas turbine in brazing burner
- Absolutely gas-tight due to optimized valve technology
- Gas-saving operation due to smooth-running economy valve
- Quick replacement of burners without tools

**Technical Data**

Self-induced air	Turbine and combustion chamber
Torch	Surface treated, chromed brass
Hose coupling	G 3/8" LH




Fig. TURBOPROP burner with push-in nipple



No. 31090

Fig. similar

Sets include: safety handle with push-in coupling (No. 21121116), brazing burner with push-in nipple Ø 12 mm (No. 31032) / Ø 15 mm (No. 221031500) / Ø 18 mm (No. 221031800), propane hose, 2.5 m with 3/8" LH coupling (No. 32201), safety igniter (No. 32077), replacement flints (No. 32088), open-ended spanner (No. 32073), steel case (No. 31005)

Model	Weight	PU	No.
TURBOPROP brazing set without propane regulator	2.800 kg	1	31090
TURBOPROP brazing set with propane regulator (No. 32081E)	3.100 kg	1	31094

Brazing burner with push-in nipple coupling

Ø mm	Length mm	g/h 2 bar	kWh-kcal-BTU	Weight	No.
12	175	110	1.41-1,210-4,815	0.090 kg	31032
15	195	180	2.30-1,980-7,855	0.110 kg	221031500
18	230	240	3.07-2,640-10,485	0.160 kg	221031800

ROOFING set

Propane heating torch with Ø 63 mm high performance torch head

Ideal for roofing and asphaltting work and for bonding bitumen membranes, large-scale weed flaming, thawing, insulating, shrinking, drying and heating.


Application Benefits

- Large working range due to 5 m propane hose
- Efficient working even in adverse weather conditions due to flame stabilizer
- High-performance burner with long service life due to chrome plating and edge reinforcement



Technical Data

600 mm burner tube
Burner support



Burner support included!

Ideal for roofing and asphalt work



600 mm burner tube with support and 5 m propane hose



5-part set (No. 30954) includes: propane handle (No. 215111216), 63 mm highperformance torch (No. 223216300), 600 mm torch pipe (No. 236010000), 5 m propane hose (No. 32203), torch support (No. 252010000)

Model	Weight	PU	No.
ROOFING set	1.920 kg	1	30954
ROOFING set (as No. 30954, with pressure regulator No. 30925)	2.300 kg	1	30957

Extensions

Special tube, chrome-plated, bent 40°, inlet M 14 × 1, outlet M 20 × 1



Model	Weight	PU	No.
Extension 100 mm	0.090 kg	1	231010000
Extension 200 mm	0.120 kg	1	232010000
Extension 350 mm	0.190 kg	1	233510000
Extension 600 mm	0.290 kg	1	236010000

Surface-heating burner heads

Highly efficient torch heads with flame stabilizer, made of chrome-plated special steel, edge-reinforced. For heating, shrinking, insulating, hardening, general repair work and much more. Threaded connection M 20 × 1. The closed heating torch heads are insensitive to wind.



Ø mm	Length mm	g/h 2 bar	kWh-kcal-BTU	Weight	No.
open					
51	112	3,800	48.60-41,800-165,970	0.270 kg	223090716
63	138	6,700	85.70-73,700-292,670	0.440 kg	223090916
closed					
45	102	2,500	32.00-27,500-109,280	0.240 kg	223214500
51	112	3,800	48.60-41,800-165,970	0.270 kg	223215100
57	126	5,500	70.35-60,500-240,257	0.350 kg	223215700
63	138	6,700	85.70-73,700-292,670	0.440 kg	223216300

Safety propane handles

With economy, regulating and shut-off valve, hose connection G 3/8" LH

Model	No.
Safety propane handle with M 14 × 1 coupling	211121116
Safety propane handle with push-in coupling	211111116
Repair kit with shut-off valve, complete	30101
Repair kit with regulating valve, complete	30102



No. 211111116



No. 211121116

Propane regulators

Brass, for 0.5 kg, 5 kg and 11 kg bottles

Inlet	Outlet	Working pressure bar	Performance kg/h	No.
W 21.8 × 1/14" LH	G 3/8" LH	0.5–4.0	8	32081
G 3/8" LH	G 3/8" LH	0–6	8	242206000
W 21.8 × 1/14" LH	G 3/8" LH	4	8	30925



No. 242206000



No. 30925



No. 32081

Propane hoses

Top quality, with strong insert, resistant and flexible, fully assembled with grommets and union nuts, up to 20 bar (2 MPa).

Length mm	Inlet	Outlet	Standard	Interior-Ø mm Wall thickness	No.
2	G 3/8" LH	M 10 × 1 LH	ISO 3821	4.0 × 3.5	30927
2.5	G 3/8" LH	G 3/8" LH	ISO 3821	4.0 × 3.5	32201
5	G 3/8" LH	G 3/8" LH	ISO 3821	4.0 × 3.5	33310
10	G 3/8" LH	G 3/8" LH	EN 1327	5.0 × 3.5	32223



No. 30927



No. 32223

Refilling adaptor

For filling 0.425 kg small propane cylinders from 3 kg, 5 kg or 11 kg propane gas cylinders

Inlet	Outlet	Weight	PU	No.
W 21.8 × 1/14" LH	G 3/8" LH	0.160 kg	1	32207



Propane steel cylinder

With cylinder valve, according to TRG with TÜV test, protective collar and hook included in delivery

Model	Outlet	Content	Weight	PU	No.
Small cylinder 0.425 kg, with foot	G 3/8" LH	Empty	2.750 kg	1	33079
Protective collar for No. 33079			0.276 kg	1	35636



ROTHERM 2000

Electric soft soldering unit up to Ø 54 mm / 2.1/8"

For simple, safe and time-saving soft soldering without flame. Particularly suitable for repair and conversion work in rooms or apartments at risk of fire and in the renovation of old buildings.

Soft soldering of copper tubes up to: Ø 6–54 mm, 1/4–2.1/8"



Application Benefits

- Soldering without open flame
- Large working radius also for working below ceilings
- Comfortable transport and working
- High power, short soldering times
- Automatic shutdown in case of overload
- No overheating of the handle
- No need to purchase and transport gas cylinders
- Complies with transport regulations
- Connection to any 230 V socket, 2 m connection cable
- Fast device amortization
- Mains control lamp (red) and working control lamp (green), device fuse accessible from the outside

Technical Data

Power	2,000 W
Soldergun cable	4 m
Dimensions (L x W x H)	260 x 190 x 200 mm

Soldering without open flame!

7



Large-dimensioned stainless steel cooling fins on both tong legs

No overheating of the handle shells

Thermal overload protection

Automatic shutdown of the device

2,000 W

High performance, short soldering times

Small design

Comfortable transport and work

Highly flexible, extra long 4 m solder gun cable

Large working radius, also for work below ceilings

Soldering without open flame

No fire hazard due to burning of wall or floor coverings or plastic drains

ROTHERM 2000 set

Set (No. 36702) includes: ROTHERM 2000 soft soldering unit, 230V (No. 36700), ROSOL 3 fittings soldering paste (No. 45225), fitting solder 3 (No. 45255), ROVLIES (No. 45268), internal brushes 12 mm (No. 854181) / 15 mm (No. 854183) / 18 mm (No. 854185) / 22 mm (No. 854186) / 28 mm (No. 854187), steel case (No. 36715)

Particularly suitable for repair and modification work in surroundings or rooms with a fire hazard, as well as in building refurbishment!




Fig. similar


Warming up of the soldering joint without open flame



Rod electrodes for working near to the wall or between parallel running pipes with narrow gaps (can be ordered separately)



Flat electrode



Simple replacement of electrodes and electrode holders



No. 36721




No. 36720



No. 45268



No. 45220



No. 45252



No. 854186

Accessories

	No.
Flat electrode (pair)	36721
Flat electrode with holder (pair)	36711
Rod electrodes (pair)	36720
Rod electrodes with holder (pair)	36710

Accessories

	Page	No.
ROVLIES cleaning pads	192	45268
ROSOL soldering paste	195	45220
Fittings solders	195	45252
Internal brushes for copper pipe	193	854186

ALLGAS 2000 set

Universal oxyacetylene soldering and welding torch

The ideal soldering and welding torch for plumbers, heating engineers, refrigeration/air conditioning technicians, the automotive trade and for tinsmiths.

Soldering range: Up to 2.5 mm material thickness


Welding range: 0.2–5 mm

Applicable with fuel gases: Acetylene with oxygen, propane with oxygen, natural gas with oxygen, town gas with oxygen



Application Benefits

- Universally applicable with all common fuel gases and cylinder oxygen
- Almost residue-free emptying of gas cylinders (cost-saving)
- Handy and compact for working in hard-to-reach places
- Economical and cost-effective for professional use



Economical

Efficient and economical professional use

7

Flexible pipe welding attachments



Safe and quick flame positioning



Dispersion burners for warming up



17-part set (No. 35300) includes: handle (No. 35303), mixing burners with union nut (No. 35304), welding tips 0.2–1.0 mm (No. 35305) / 1.0–2.0 mm (No. 35306) / 2.0–3.0 mm (No. 35307) / 3.0–4.0 mm (No. 35308) / 4.0–5.0 mm (No. 35309), flexible welding tips size 1 (No. 35313) / size 2 (No. 35314), coupling / union nut size 14 (No. 35315), dispersion burners (No. 35311), 2.5 m dual-hose package (No. 35221), open-ended spanner size 14 × 19 mm (No. 32073), welding tip holder / spanner (No. 35312), safety igniter (No. 32077), replacement flints (No. 32088), steel case (No. 35319)

Model	Coupling oxygen	Coupling fuel gas	Weight	No.
ALLGAS 2000 set (acetylene)			3.100 kg	35300
ALLGAS 2000 handle	G 1/4" RH	G 3/8" LH	0.280 kg	35303
Mixing burners with union nut			0.040 kg	35304

Model	Welding range mm	Weight	No.
Welding tip size 1	0.2–1	0.010 kg	35305
Welding tip size 2	1.0–2.0	0.010 kg	35306
Welding tip size 3	2.0–3.0	0.010 kg	35307
Welding tip size 4	3.0–4.0	0.010 kg	35308
Welding tip size 5	4.0–5.0	0.010 kg	35309
Welding tip holder, can be used as a spanner		0.020 kg	35312
Flexible welding tip size 1	2.0–3.0	0.040 kg	35313
Flexible welding tip size 2	4.0–5.0	0.040 kg	35314
Coupling / union nut size 14		0.010 kg	35315



ALLGAS 2000 set

Fig. similar

ALLGAS 2000 PS 0,5 / 2 Compact

Portable brazing equipment with carrying frame

For brazing iron, steel, sheet steel, pipes and non-ferrous metals

Application Benefits

- Secure transport in closed supporting frame
- Portable, light brazing equipment
- Ideal for mobile building-site and repair use
- Small propane cylinders can be refilled

Technical Data

Gas	Propane and oxygen
Flame temperature	3,100 °C
Working temperature	1,300 °C

**With safety devices
to prevent flashbacks**

24-part set (No. 35655) includes: ALLGAS 2000 handle (No. 35303), propane hose, 2.5 m (No. 32201), oxygen hose, 2.5 m (No. 35210), propane regulator adjustable 0–6 bar (No. 242206000), oxygen pressure reducer 10 bar (No. 35634), mixing burners with union nut (No. 35304), welding tips 0.2–1.0 mm (No. 35305) / 1.0–2.0 mm (No. 35306) / 2.0–3.0 mm (No. 35307) / 3.0–4.0 mm (No. 35308) / 4.0–5.0 mm (No. 35309), flexible welding tips size 1 (No. 35313) / size 2 (No. 35314), dispersion burners (No. 35311), welding tip holder / spanner (No. 35312), multi-size spanner (No. 35738), safety igniter (No. 32077), replacement flints (No. 32088), nylon safety goggles (No. 540620), small propane cylinder 0.425 kg, empty (No. 33079), steel oxygen cylinder 2.0l, full (No. 35635), oxygen safety device (No. 1000000633), fuel gas safety device (No. 1000000631), carrying frame (No. 35629)

Model	Weight	PU	No.
ALLGAS 2000 PS 0,5 / 2 Compact set	21.400 kg	1	35655
Carrying frame without accessories	10.300 kg	1	35629



The bottle colors shown are without obligation! Fig. similar

Carrying comfort



ALLGAS 2000 welding tips

For brazing iron, steel, sheet steel, pipes and non-ferrous metals

Model	Welding range mm	Weight	No.
Welding tip size 1	0.2–1	0.010 kg	35305
Welding tip size 2	1.0–2.0	0.010 kg	35306
Welding tip size 3	2.0–3.0	0.010 kg	35307
Welding tip size 4	3.0–4.0	0.010 kg	35308
Welding tip size 5	4.0–5.0	0.010 kg	35309
Welding tip holder, can be used as a spanner		0.020 kg	35312



Welding tips, thread M8 x 1



No. 35309



No. 35312

Flexible pipe welding attachments

Model	Welding range mm	Weight	No.
Flexible welding tip size 1	2.0–3.0	0.040 kg	35313
Flexible welding tip size 2	4.0–5.0	0.040 kg	35314
Coupling / union nut size 14		0.010 kg	35315



ALLGAS Mobile Pro

Mobile brazing machine with safety devices

For brazing copper, brass, aluminum, iron, steel, sheet metal, pipes and non-ferrous metals



Application Benefits

- Mobile soldering set with a weight of less than 6 kg incl. cartridges
- High quality safety devices for both cartridges to prevent flame flashback
- MAPP¹ gas pressure regulator with adjustment range 0-2 bar for constant, low consumption and efficient flame adjustment

Technical Data

Gas	MAPP ¹ gas with oxygen
Flame temperature	over 3,100 °C
Working temperature	1,300 °C

Accessories included in the set



High quality safety devices

Reliable prevention of gas returns and flashbacks

Pressure regulator 0-2 bar

Constant, low consumption and efficient flame adjustment

Total weight <6 kg

High mobility in construction site use

High quality rubber hoses

20 bar, certified according to DIN EN ISO 3821, length: 2.5 m

MAPP¹ and oxygen

Flame temperature above 3,100 °C

Welding and brazing torches

Including 5 interchangeable burners and a bendable welding attachment for a material thickness up to 5 mm

Fig. similar

Model	Weight	PU	No.
ALLGAS Mobile Pro 1" US without cartridges	3.860 kg	1	1000000529
ALLGAS Mobile Pro 1" US with cartridges	5.950 kg	1	1000000743
ALLGAS Mobile Pro 7/16" EU without cartridges	3.860 kg	1	1000000642
ALLGAS Mobile Pro 7/16" EU with cartridges	5.700 kg	1	1000000558

Model	Weight	PU	No.
MAPP ¹ gas 1" US, 750 ml	0.900 kg	12	35698
MAPP ¹ gas 7/16" EU, 800 ml	0.900 kg	12	035521-A
Oxygen, disposable, 950 ml, 110 bar	1.330 kg	12	35750
Pressure regulator 1" US for MAPP ¹ / LPG	0.380 kg	1	1000000620
Pressure regulator M10 x 1 for oxygen	0.350 kg	1	1000000629

ALLGAS 2000 PS 0,5 / 2 Basic**Portable fitter's brazing equipment**

For brazing iron, steel, sheet steel, pipes and non-ferrous metals

Application Benefits

- Compact and handy construction for mobile building-site and repair use
- Job compatible combination, assembled and ready to use

18-part set (No. 35651) includes: ALLGAS 2000 handle (No. 35303), propane hose, 2.5 m (No. 32201), oxygen hose, 2.5 m (No. 35210), propane regulator adjustable 0–6 bar (No. 242206000), oxygen pressure reducer 10 bar (No. 35634), mixing burners with union nut (No. 35304), welding tips 0.2–1.0 mm (No. 35305) / 1.0–2.0 mm (No. 35306) / 2.0–3.0 mm (No. 35307) / 3.0–4.0 mm (No. 35308) / 4.0–5.0 mm (No. 35309), welding tip holder / spanner (No. 35312) multi-size spanner (No. 35738), safety igniter (No. 32077), replacement flints (No. 32088), steel oxygen cylinder 2.0 l, filled (No. 35635), propane cylinder 0.5 kg, empty (No. 33079), ALLGAS stand (No. 35628)

Model	Weight	PU	No.
ALLGAS 2000 PS 0,5 / 2 Basic set	14.400 kg	1	35651

Space saving storage in service vehicles!



The bottle colors shown are without obligation! Fig. similar

ROXY 400 L Set**Standard gas-welding equipment for flame temperatures up to 3,100 °C**

For brazing copper, brass, aluminum, iron, steel, sheet metal, pipes and non-ferrous metals

19-part set (No. 035780X) includes: handle with fine regulating valve (No. 35580), Maxigas 400 (No. 035570-A), oxygen cylinder 2.0 l (No. 35635), fine regulating valve (No. 263003700), oxygen pressure 10 bar (No. 35634), hose set, 3 m without handle (No. 35785), oxygen blowback protection (No. 100000633), gas blowback protection (No. 35691), mixing burners with union nut (No. 35587), high-performance tips 1.5 mm (No. 263005600) / 2.0 mm (No. 263005400), micro-tips 0.3 mm (No. 35712) / 0.5 mm (No. 35696) / 0.7 mm (No. 35713), micro-tip adaptor (No. 35585), welding goggles A5 (No. 35621), safety igniter (No. 32077), multi-size spanner (No. 35738), carrying frame (No. 35727)

Model	Weight	PU	No.
ROXY 400 L complete	10.800 kg	1	035780X
ROXY 400 L without oxygen	6.000 kg	1	35782
Welding-handle M14 × 1	0.120 kg	1	35580
Dual hose set 3 m	0.950 kg	1	35785
Micro-tip adaptor	0.010 kg	1	35585
Micro-tip 0.3 mm	0.010 kg	1	35712
Micro-tip 0.4 mm	0.010 kg	1	35695
Micro-tip 0.5 mm	0.020 kg	1	35696
Micro-tip 0.6 mm	0.020 kg	1	35697
Micro-tip 0.7 mm	0.020 kg	1	35713
High-performance tip 0.7 mm	0.060 kg	1	263005800
High-performance tip 1.5 mm	0.040 kg	1	263005600
High-performance tip 2.0 mm	0.040 kg	1	263005400

Space saving storage in service vehicles!



The bottle colors shown are without obligation! Fig. similar

Three-gas welding

RE 17 three-gas system AMS 5/5

Assembly, welding, cutting and brazing machine
Welding range: 0.5–14 mm, cutting range 12–50 mm



Including gas cylinders and dual-telescoping transport trolley!

27-part set (No. 35400) includes: handle with coupling nut (No. 35324), welding attachments 0.5–1.0 mm (No. 35325) / 1.0–2.0 mm (No. 35326) / 2.0–4.0 mm (No. 35327) / 4.0–6.0 mm (No. 35328) / 6.0–9.0 mm (No. 35329) / 9.0–14.0 mm (No. 35334), wing-lever cutting attachment (No. 35338), cutting tips 12–25 mm (No. 35341) / 25–50 mm (No. 35344), heating burners 12–100 mm (No. 35339), dual hoses A/O, 5 m (No. 35222), acetylene pressure reducer 1.5 bar (No. 35794), oxygen pressure reducer 10 bar (No. 35634), 2 × red (No. 511428) / 2 × blue protective rubber caps (No. 511427), 10 piece burners cleaning set (No. 510105), torch spanner (No. 510106), safety igniter (No. 32077), replacement flints (No. 32088), acetylene cylinder 5 l, filled (No. 35178), oxygen cylinder 5 l, filled (No. 35188), Maxigas 400 (No. 035570-A), gas regulating valve Maxigas (No. 1300003161), hose adaptor Maxigas (No. 35491), steel case (No. 35800), dual-telescoping transport trolley (No. 35354)

Model	Weight	PU	No.
RE 17 three-gas system AMS 5/5	50.000 kg	1	35400



The bottle colors shown are without obligation! Fig. similar

RE 17 three-gas system AMS 5/10

Assembly, welding, cutting and brazing system
Welding range: 0.5–14 mm, Cutting range: 12–50 mm



Including dual-telescoping transport trolley!

24-part set (No. 35403) includes: handle with coupling nut (No. 35324), welding attachments 0.5–1.0 mm (No. 35325) / 1.0–2.0 mm (No. 35326) / 2.0–4.0 mm (No. 35327) / 4.0–6.0 mm (No. 35328) / 6.0–9.0 mm (No. 35329) / 9.0–14.0 mm (No. 35334), wing-lever cutting attachment (No. 35338), cutting tips 12–25 mm (No. 35341) / 25–50 mm (No. 35344), heating burners 12–100 mm (No. 35339), dual hoses A/O, 5 m (No. 35222), acetylene pressure reducer 1.5 bar (No. 35794), oxygen pressure reducer 10 bar (No. 35634), 2 × red (No. 511428) / 2 × blue protective rubber caps (No. 511427), 10 piece burners cleaning set (No. 510105), torch spanner (No. 510106), safety igniter (No. 32077), replacement flints (No. 32088), gas regulating valve Maxigas (No. 1300003161), hose adaptor Maxigas (No. 35491), steel case (No. 35800), dual-telescoping transport trolley (No. 35354)

Model	Weight	PU	No.
RE 17 three-gas system AMS 5 and 10	23.000 kg	1	35403



The bottle colors shown are without obligation! Fig. similar

RE 17 three-gas system AMS 10/10

Assembly, welding, cutting and brazing system
Welding range: 0.5–14 mm, Cutting range: 12–50 mm



Including gas cylinders and dual-telescoping transport trolley!

27-part set (No. 35401) includes: handle with coupling nut (No. 35324), welding attachments 0.5–1.0 mm (No. 35325) / 1.0–2.0 mm (No. 35326) / 2.0–4.0 mm (No. 35327) / 4.0–6.0 mm (No. 35328) / 6.0–9.0 mm (No. 35329) / 9.0–14.0 mm (No. 35334), wing-lever cutting attachment (No. 35338), cutting tips 12–25 mm (No. 35341) / 25–50 mm (No. 35344), heating burners 12–100 mm (No. 35339), dual hoses A/O, 5 m (No. 35222), acetylene pressure reducer 1.5 bar (No. 35794), oxygen pressure reducer 10 bar (No. 35634), 2 × red (No. 511428) / 2 × blue protective rubber caps (No. 511427), 10 piece burners cleaning set (No. 510105), torch spanner (No. 510106), safety igniter (No. 32077), replacement flints (No. 32088), acetylene cylinder 10 l, filled (No. 35179), oxygen cylinder 10 l, filled (No. 35189), Maxigas 400 (No. 035570-A), gas regulating valve Maxigas (No. 1300003161), hose adaptor Maxigas (No. 35491), steel case (No. 35800), dual-telescoping transport trolley (No. 35354)

Model	Weight	PU	No.
RE 17 three-gas system AMS 10/10	66.000 kg	1	35401



The bottle colors shown are without obligation! Fig. similar

RE 17 UNIVERSAL pipe welding set

Assembly, welding, cutting and brazing machine
Welding range: 0.5–14 mm, cutting range 12–100 mm

Set (No. 35479) includes: handle with coupling nut (No. 35324), welding attachments 2.0–4.0 mm (No. 35327) / 4.0–6.0 mm (No. 35328) / 6.0–9.0 mm (No. 35329), flexible pipe-welding tips 2.0–4.0 mm (No. 35347) / 4.0–6.0 mm (No. 35348), wing-lever cutting attachment (No. 35338), cutting tip 12–25 mm (No. 35341), heating burners 12–100 mm (No. 35339), nozzle cleaning set, 10 piece (No. 510105), torch spanner (No. 510106), safety igniter (No. 32077), replacement flints (No. 32088), steel case (No. 35800)

Model	Weight	No.
RE 17 pipe welding set	4.300 kg	35479
RE 17 pipe welding set as in set No. 35479, but also including with welding attachments 0.5–1.0 mm / 1–2 mm, cutting tip 12–25 mm / 25–50 mm	4.800 kg	35480
Steel case RE 17, empty	1.700 kg	35800
RE 17 handle with burner coupling nut, Oxygen G 1/4" RH, gas G 3/8" LH	0.470 kg	35324



No. 35480

Fig. similar



No. 35324

RE 17 welding attachments

Model	Welding range mm	Weight	PU	No.
Welding attachment	0.5–1	0.140 kg	1	35325
Welding attachment	1–2	0.150 kg	1	35326
Welding attachment	2–4	0.170 kg	1	35327
Welding attachment	4–6	0.190 kg	1	35328
Welding attachment	6–9	0.220 kg	1	35329
Welding attachment	9–14	0.260 kg	1	35334

**RE 17 welding attachments, bendable**

Welding attachment, complete			Welding attachment, bendable		
Welding range mm	Weight	No.	Welding range mm	Weight	No.
			1–2	0.040 kg	35475
2–4	0.140 kg	35347	2–4	0.040 kg	35476
4–6	0.150 kg	35348	4–6	0.050 kg	35477

Welding attachment, bendable



Welding attachment, complete

**RE 17 wing-lever cutting attachment**

Model	Weight	PU	No.
Cutting attachment without tips	0.820 kg	1	35338

RE 17 cutting tips and heating burners

Model	Welding range mm	Weight	PU	No.
Cutting tip	12–25	0.010 kg	1	35341
Cutting tip	25–50	0.020 kg	1	35344
Cutting tip	50–100	0.020 kg	1	35345
Heating burners	12–100	0.050 kg	1	35339



No. 35338

No. 35341
No. 35344
No. 35345

No. 35339

Oxy-acetylene hoses

Top quality in accordance with ISO 3821 (former EN 559), with strong inlay, durable and flexible, rubber, mounted with sleeves and nuts

Oxygen hoses

Length m	Inlet	Outlet	Internal Ø × Wall thickness	Weight	PU	No.
2.5	G 1/4" RH	G 1/4" RH	4×3.5	0.500 kg	1	35210
5.0	G 1/4" RH	G 1/4" RH	4×3.5	1.100 kg	1	33311



Dual hoses A/O

Length m	Inlet Outlet Oxygen	Inlet Outlet Acetylene	Internal Ø × Wall thickness	Weight	PU	No.
2.5	G 1/4" RH	G 3/8" LH	6.3×3.5	0.900 kg	1	35221
5.0	G 1/4" RH	G 3/8" LH	6.3×3.5	2.000 kg	1	35222
10	G 1/4" RH	G 3/8" LH	6.3×3.5	3.800 kg	1	35223




7

Lightweight steel cylinders, filled

With cylinder valve and cap (5l and 10l), TÜV tested in accordance with TRGI

Model	Contents	Filling pressure bar	Height mm	Ø mm	PU	No.
Oxygen	950 ml	110	340	70	12	35750
Oxygen	2l	200	420	110	1	35635
Oxygen	5l	200	595	145	1	35188
Oxygen	10l	200	980	145	1	35189
Acetylene	5l	18	595	145	1	35178
Acetylene	10l	18	980	145	1	35179



Protective bracket included in delivery for steel cylinders without cap

The bottle colors shown are without obligation! Fig. similar

Cylinder transport trolley

Portable and mobile, for 5 and 10l acetylene / oxygen cylinders, 5 kg and 12 kg propane cylinders can be used with conversion kit (special accessory). Coupling for disposable Maxigas 400 cartridges, dual-telescoping for different cylinder heights, brackets for ALLGAS and RE 17 steel cases

Model	Weight	PU	No.
Transport trolley for 5-10l acetylene / oxygen cylinders	8.700 kg	1	35354



Cylinder pressure reducer

Robust pressed brass construction according to EN ISO 2503 with large pressure gauge according to ISO 5171, with shut-off and safety valves. Acetylene cylinder pressure reducer with bow coupling according to DIN 477-1

Cylinder contents bar	Working pressure bar	Inlet	Outlet	Weight	PU	No.
Oxygen 0-200	0-10	G 3/4" RH	G 1/4" RH	1.400 kg	1	35634
Acetylene 0-40	0-1.5	Bow	G 3/8" LH	1.600 kg	1	35794



Blowback prevention

Safety devices (flashback arrestors) according to EN 730-1 and ISO 5175-1, type tested, with flame arrestor (FA) and non-return valve (NV). No. 540360 and No. 540365 are additionally equipped with a temperature-sensitive cut-off valve (TV) and filter

Model	max. working pressure	Coupling	No.
Handle-mounted, oxygen	25 bar	G 1/4" RH	540360
Handle-mounted, acetylene 1.5 bar (ACE)	5 bar (propane/CNG)	G 3/8" LH	540365
Reducer-mounted, oxygen	25 bar	G 1/4" RH	1000000633
Handle, oxygen	20 bar	G 1/4" RH	1000000764
Handle, fuel gas	1.5 bar (ACE)	G 3/8" LH	1000000762
	4 bar (propane/CNG)		



Protective rubber cap

With slot, open

Model	Color	Weight	PU	No.
For oxygen pressure reducer	Blue	0.050 kg	1	511428
For acetylene pressure reducer	Red	0.050 kg	1	511427



Oxygen refilling bend

Suitable for all 0.67l, 2l, 3l, 5l, 10l, 20l and 50l bottles up to 200 bar

Model	Weight	PU	No.
max. 200 bar, cylinder coupling G 3/4"	0.355 kg	1	35199



Safety igniter

Powerful spark, wear-free hard alloy friction surface

Model	Weight	PU	No.
Safety igniter	0.060 kg	1	32077
Replacement flints, 5 pcs.	0.015 kg	1	32088



Soldering and welding

Accessories soldering and welding

Magnet welding mirror

Model	Weight	PU	No.
With flexible metal tube / ball joint	0.450 kg	1	540855
Spare steel mirror	0.050 kg	1	540851



No. 540855

Burners cleaner

Model	Weight	PU	No.
In folding case, 11 pcs.	0.020 kg	1	510105



Torch spanner

Model	Weight	PU	No.
With 10 wrench sizes	0.210 kg	1	510106



Welding goggles EN 166

With thermal glasses as per EN 169

Model	Glass	Weight	No.
Nylon safety goggles	A 4	0.060 kg	540620
	A 5	0.060 kg	540621
	clear, non-splintering	0.060 kg	540622
Replacement glass (pair)	A 4	0.030 kg	540625
	A 5	0.010 kg	540626
	clear, non-splintering	0.030 kg	540627
Screw-ring safety goggles	A 4	0.090 kg	540640
	A 5	0.090 kg	540641
Replacement glass (Ø 50 mm)	A 4	0.030 kg	540675



No. 540620

No. 540622



No. 540640

ROVLIES cleaning pads

Groove-free cleaning of solder joints on copper tubes due to metal-free fleece

Application Benefits

- Reduction of corrosion damage
- No metallic abrasion, can be used wet and dry
- Removes oxide layers, corrosion, surface dirt, greasy and oily residues
- Solvent resistant and elastic

Model	Weight	PU	No.
ROVLIES, 10 pcs.	0.080 kg	1	45268
ROVLIES counter display, 36 pcs.	2.180 kg	1	045268D



Internal brushes for copper pipe

For simple and effective pretreatment of the solder joint with sturdy plastic handle

Ø mm	Weight	PU	No.	Ø mm	Weight	PU	No.
8	0.060 kg	1	854179	18	0.120 kg	1	854185
12	0.080 kg	1	854181	22	0.140 kg	1	854186
14	0.090 kg	1	854182	28	0.140 kg	1	854187
15	0.100 kg	1	854183	35	0.160 kg	1	854188
16	0.120 kg	1	854184				



Fig. similar

Hand wire brushes

Model	Rows	Weight	PU	No.
Standard steel	3 rows	0.130 kg	1	561351



Welding blanket

Flame retardant and temperature resistant up to 840 °C

Application Benefits

- Continuous temperature resistant up to 700 °C under direct flame exposure and liquid slag
- Good formability, long service life, asbestos-free and harmless to health
- Edges chained



Thickness: 2.8 mm
Weight: 1,600 g/m²

Model	L×W×H	Weight	PU	No.
Welding blanket	330×500×3 mm	0.300 kg	1	31050

Flame reflectors

Application Benefits

- Made of high quality stainless steel
- Protection of surrounding combustible materials
- Optimal heat utilization, saves time and energy



Model	Width mm	Adaptor Ø mm	Weight	PU	No.
65/15	65	8-15	0.100 kg	1	31042
65/22	65	15-22	0.100 kg	1	31043









Fitting soft solder according to EN standard

Standard type according to EN 9453	Solder composition in weight %	Melting range °C	Suitable for soft soldering in the plumbing industry			Recommended heat source
			Pipe material	Fittings material	Recommended flux according to EN 9454-1	
S-Sn97Cu3	Sn 97, Cu 3	230–250	Copper	Copper, gunmetal, brass	Part 1 – 3.1.1, 3.1.2, 2.1.2 or ROSOL 3	Cartridge burner, heat resistant soldering unit, propane / induced-air burner, acetylene / induced-air burner, larger pipe diameters above 28 mm with propane / oxygen burner with dispersion burners
S-Sn97Ag3	Sn 96.7, Ag 3.3	221–240	Copper	Copper, gunmetal, brass	Part 1 – 3.1.1, 3.1.2, 2.1.2 or ROSOL 1 S	

Standard solder according to EN ISO standard

Standard type according to ISO 17672	Solder composition in weight %	Melting range °C	Working temperature °C	Suitable for installation technology brazing				Recommended heat source
				Pipe material	Fittings material	Flux	Recommended flux according to EN 1045	
CuP 179	Cu 94 / P 6	710–890	760	Copper	Copper, Gunmetal, Brass	without flux with flux	FH 10 or LP 5	Cartridge torch with MAPP ¹ gas, Propane / induced-air torch, Acetylene / induced-air torch, Larger pipe diameters above 28 mm with propane / oxygen torch with dispersion burners
CuP 279	Ag 2 / Cu 91,8 / P 6,2	645–825	740	Copper	Copper, Gunmetal, Brass	without flux with flux	FH 10 or LP 5	
CuP 281	Ag 5 / Cu 89 / P 6	645–815	710	Copper	Copper, Gunmetal, Brass	without flux with flux	FH 10 or LP 5	
CuP 284	Ag 15 / Cu 80 / P 5	645–800	700	Copper	Copper, Gunmetal, Brass	without flux with flux	FH 10 or LP 5	
Ag 134	Ag 34 / Cu 36 / Zn 27,5 / Sn 2,5	630–730	710	Steel, Copper	Steel, Copper, Gunmetal, Brass	with flux (U = sheathed from 22 mm pipe-Ø)	FH 10 or LP 5	
Ag 145	Ag 34 / Cu 36 / Zn 27,5 / Sn 2,5	640–680	670	Steel, Copper	Steel, Copper, Gunmetal, Brass	with flux (U = sheathed from 22 mm pipe-Ø)	FH 10 or LP 5	

Soldered joints

Material	Required hard solder	Melting range °C	Working temperature °C	Standard
Copper-Copper 	S 34 Cu / S 34 Cu U S 94 S 2 S 5 S 15	630–730 710–890 645–825 645–815 645–800	710 760 740 710 700	DIN EN ISO 17672 (former DIN EN 1044)
Copper-Carbon steel 	S 34 Cu / S 34 Cu U S 45 Cu / S 45 Cu U	630–730 640–680	710 670	DIN EN ISO 17672 (former DIN EN 1044)
Copper-Brass 	S 94 S 2 S 5 S 15	710–890 645–825 645–815 645–800	760 740 710 700	DIN EN ISO 17672 (former DIN EN 1044)
Brass-Carbon steel 	S 34 Cu / S 34 Cu U S 45 Cu / S 45 Cu U	600–690 595–630	600–690 595–630	DIN EN ISO 17672 (former DIN EN 1044)
Brass-Brass 	S 94 S 2 S 5 S 15	710–890 645–825 645–815 645–800	760 740 710 700	DIN EN ISO 17672 (former DIN EN 1044)
Carbon steel-Carbon steel 	S 34 Cu / S 34 Cu U S 45 Cu / S 45 Cu U	630–730 640–680	710 670	DIN EN ISO 17672 (former DIN EN 1044)

Fittings solders

Quality soft solders according to EN 9453 for joining copper pipes to copper, gunmetal and brass fittings for hot and cold-water plumbing in accordance with DVGW worksheet GW 2 without flux, for use with corresponding ROSOL fittings solder paste.



No. 45252



No. 45257

Fitting solder 1 S

Quality soft solder S-Sn97Ag3, melting range 221–240 °C, for use with ROSOL 1 S fittings solder paste

Solder wire Ø	Description	Weight	PU	No.
2 mm	250 g coil	0.270 kg	1	45252
3 mm	250 g coil	0.270 kg	1	45250

Fitting solder 3

Quality soft solder, S-Sn97Cu3, melting range 230–250 °C, for use with ROSOL 3 fittings solder paste

Solder wire Ø	Description	Weight	PU	No.
2 mm	250 g coil	0.270 kg	1	45257
3 mm	250 g coil	0.270 kg	1	45255

ROSOL soldering paste

Quality soft soldering flux according to EN ISO 9453 and EN 29454-1, 3.1.1.C, with DVGW test mark Reg.-No. DV-0101AT2247, for joining copper pipes to copper, gunmetal and brass fittings for hot and cold-water plumbing in accordance with DVGW worksheet GW 7, metal content 60 % by weight, flux residues are 100 % water soluble.



ROSOL 1 S

Fittings solder paste

Quality soft soldering flux, metal content: S-Sn97Ag3, only for use with fitting solder 1 S

Model	Weight	PU	No.
ROSOL 1 S in plastic bottle 250 g	0.270 kg	1	45220



ROSOL 3

Fittings solder paste

Quality soft soldering flux, metal content: S-Sn97Cu3, only for use with fittings solder 3

Model	Weight	PU	No.
ROSOL 3 in plastic bottle 250 g	0.270 kg	1	45225

Hard solder rings

Made of high-quality, silver-phosphorous safety brazing alloy, guaranteed according to EN ISO 17672, CuP 279

Application Benefits

- Ideal for capillary gap soldering in copper pipe installation in sanitary and heating technology
- Exactly matched to the inside diameter of the brazed pipes and fittings according to EN 1254
- Complete through-soldering of the soldered joints
- Particularly economical work due to precisely metered solder quantity
- No preparation and rework at the soldering point

Technical Data

Alloy (weight %)	Ag 1.5–2.5 / P 5.9–6.5 / Cu rest
Melting range	650–810 °C
Joinable materials	Copper, gunmetal, brass, bronze
Flux required with	Gunmetal, brass, bronze with hard solder paste LP 5
Package size	250 g plastic bag

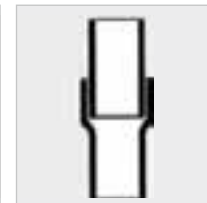
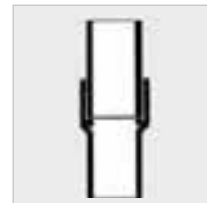
Model	Content	Weight	PU	No.
Hard solder rings S 2, Ø 14 mm	268 pcs.	0.260 kg	1	40514
Hard solder rings S 2, Ø 15 mm	244 pcs.	0.260 kg	1	40515
Hard solder rings S 2, Ø 28 mm	79 pcs.	0.260 kg	1	40528



Simple insertion

Precise quantity of solder

Simply heat, no dripping, no reduction of cross-section



Hard solder paste LP 5

Flux for brazing at working temperatures above 600 °C, according to EN 1045, type FH 10, DVGW tested Reg. No. DV-0101AT2245, for gas and water installations with copper pipes, recommended by DVGW according to worksheet GW 2 and GW 7, to be used with silver-containing brazing alloys and any base materials made of steel, copper and copper alloys, brass, gunmetal, effective temperature range 500–800 °C, flux residues must be removed carefully.

Model	Weight	PU	No.
LP 5 in plastic bottle	0.180 kg	1	40500



Hard solder powder HKM

Flux for brazing at working temperatures above 800 °C, according to EN 1045 - FH 21, effective temperature range 800–1,100 °C, for copper and copper alloys, brass, red brass, nickel silver, bronze, steel and galvanized steel sheet, gray and malleable cast iron, to be used for welding copper and brass in dry condition, can be mixed to paste with purified water, flux residues must be removed carefully. Free of boric acid.

Model	Weight	PU	No.
HKM in plastic bottle	0.065 kg	1	35611



ROLOT hard solders

For copper pipe installation

ROTHENBERGER ROLOT special hard solders are particularly suited for copper pipe installations in cold and hot water systems, for open and closed heating systems, for gas installations in accordance with DVGW Worksheet GW 2 (liquid, natural and town gas) as well as for HVAC and refrigeration applications, and oil pipes. ROTHENBERGER ROLOT is especially suited for capillary soldering of copper pipes without fittings. Copper / phosphorus / silver solders are highly formable, and are therefore recommended for joints that are subjected to high thermal and mechanical alternating loads.

Application Benefits

- Non-foaming
- Heat resistant up to 200 °C
- No flux required for copper/copper brazing (except S 34 and S 45)
- Environmentally friendly manufactured with newly developed production technology, corrosion-neutral, scale-free, improved flow behavior



ROLOT S94 CuP 179

Quality hard solder guaranteed according to EN ISO 17672, due to low phosphorus content, the solder has a wide melting range, and creates soldered joints with increased strength. Standard solder for normally-stressed copper pipe installation, especially for capillary soldering with copper pipe installation without fittings.

Technical Data

Alloy (weight %)	Cu 94 / P6
Melting range	710–880 °C
Working temperature	760 °C
Joinable materials	Copper, gunmetal, brass, bronze
Flux required with	Gunmetal, brass, bronze with LP 5



Content	Squared section mm	Length mm	Weight	PU	No.
1 kg carton	2×2	500	1.025 kg	1	40094

ROLOT S 2

Special quality hard solder, not standardised, similar to EN ISO 17672, with low silver content, matched to normally-stressed copper pipe system, ideal for capillary gap soldering.

Technical Data

Melting range	700–850 °C
Working temperature	760 °C
Joinable materials	Copper, gunmetal, brass, bronze
Flux required with	Gunmetal, brass, bronze with hard solder paste LP 5



Content	Squared section mm	Length mm	Weight	PU	No.
1 kg carton	2×2	500	1.025 kg	1	40202

ROLOT S 2 CuP 279

Silver /phosphorus safety hard solder, guaranteed according to EN ISO 17672, for higher-stressed copper pipe systems, ideal for capillary soldering in sanitary, heating and gas installations.

Technical Data

Alloy (weight %)	Ag 2 / Cu 91.8 / P 6.2
Melting range	645–825 °C
Working temperature	710 °C
Joinable materials	Copper, gunmetal, brass, bronze
Flux required with	Gunmetal, brass, bronze with hard solder paste LP 5




Content	Squared section mm	Length mm	Weight	PU	No.
1 kg carton	2×2	500	1.025 kg	1	40212
1 kg carton	3×3	500	1.025 kg	1	40213

ROLOT S 5

Particularly high-quality hard solder, not standardised, similar to EN ISO 17672, with low silver content, ideal for capillary and joint soldering in sanitary, heating and gas installations.

Technical Data

Melting range	710–840 °C
Working temperature	750 °C
Joinable materials	Copper, gunmetal, brass, bronze
Flux required with	Gunmetal, brass, bronze with hard solder paste LP 5



Content	Squared section mm	Length mm	Weight	PU	No.
1 kg carton	2×2	500	1.025 kg	1	40502

ROLOT S 5 CuP 281

High-quality silver/phosphorus safety hard solder, guaranteed according to EN ISO 17672, for higher-stressed copper pipe systems, ideal for capillary and joint soldering in sanitary, heating and gas installations.

Technical Data

Alloy (weight %)	Ag 5 / Cu 89 / P 6
Melting range	645–815 °C
Working temperature	710 °C
Joinable materials	Copper, gunmetal, brass, bronze
Flux required with	Gunmetal, brass, bronze with hard solder paste LP 5



Content	Squared section mm	Length mm	Weight	PU	No.
1 kg carton	2×2	500	1.025 kg	1	40005

ROLOT S15 CuP 284

Particularly high-quality silver hard solder, guaranteed according to EN ISO 17672, especially for capillary-gap soldering subject to high thermal and mechanical alternating loads in HVAC systems as well as demanding sanitary and gas installations.

Technical Data

Alloy (weight %)	Ag 15 / Cu 80 / P 5
Melting range	645–800 °C
Working temperature	700 °C
Joinable materials	Copper, gunmetal, brass, bronze
Flux required with	Gunmetal, brass, bronze with hard solder paste LP 5



Content	Squared section mm	Length mm	Weight	PU	No.
1 kg carton	2×2	500	1.025 kg	1	40015

**Silver hard solders Ag 134
S 34 Cu U flux-covered**

Free of cadmium, quality silver hard solder guaranteed according to EN ISO 17672, flux-covered according to EN1045 FH 10, universal application areas for gap soldering, also for drinking water installations, heat-resistant up to 200 °C.

Technical Data

Alloy (weight %)	Ag 34 / Cu 36 / Zn 27.5 / Sn 2.5
Melting range	630–730 °C
Working temperature	710 °C
Joinable materials	Steel, malleable cast iron, copper, gunmetal, copper and nickel alloys




Content	Length mm	Weight	PU	No.
100 g plastic bag	2	0.110 kg	1	44915
250 g plastic bag	2	0.260 kg	1	44916
1,000 g plastic bag	2	1.010 kg	1	44917

**Silver hard solders Ag 145
S 45 Cu / S 45 Cu U flux-covered**


Free of cadmium, quality silver hard solder, guaranteed according to EN ISO 17672, flux-covered according to EN 1045, Type FH 10, universal application areas for gap soldering, excluding drinking water installations, heat-resistant up to 200 °C.

Technical Data

Alloy (weight %)	Ag 45 / Cu 27 / Zn 25.5 / Sn 2.5
Melting range	640–680 °C
Working temperature	670 °C
Joinable materials	Steel, malleable cast iron, copper, gunmetal, copper and nickel alloys, stainless steel





Content	Length mm	Weight	PU	No.
100 g plastic bag	2	0.110 kg	1	45055
250 g plastic bag	2	0.325 kg	1	45056








Testing and leak detection

System overview	202-203
Testing of water lines and containers	
Testing pumps	204-207
Testing of gas and water lines	
Digital testing device	208-209
Analogue testing device	210
Accessories testing devices	211
Leak detection on gas and water lines	
Leak detection on water lines	212
Leak detection on gas lines	213

Testing pumps, manual		
	RP 50 Digital	RP 50-S/ RP 50-S INOX
		
Testing and pressure range	0–30 bar	0–60 bar
Hub suction capacity	approx. 45 ml / stroke	approx. 45 ml / stroke
Tank capacity	12l	12l
Connection	R 1/2"	R 1/2"
Dimension (L × B × H)	495 × 165 × 255 mm	495 × 165 × 255 mm
Material	DURAMANT coated steel	DURAMANT coated steel
Valve	Twin valve	Twin valve
Pressure gauge units	bar, psi and MPa	bar, psi and MPa
Documentation via app	●	○
Suitable for	Water and glycol-water mixtures	Oil, water and glycol
Page	204	205

Testing pumps, manual		Testing pumps, electric	
	TP 25	RP 30	RP Pro III
			
Testing and pressure range	0–25 bar	0–30 bar	0–40 bar
Hub suction capacity	approx. 16 ml / stroke	approx. 16 ml / stroke	6l / min.
Tank capacity	7l	4,5l	○
Connection	R 1/2"	R 1/2"	R 1/2"
Dimension (L × B × H)	380 × 215 × 156 mm	440 × 200 × 240 mm	375 × 290 × 300 mm
Material	DURAMANT coated steel	ABS plastic	ABS plastic
Valve	Twin valve	Single valve	Single valve
Pressure gauge units	bar and psi	bar and psi	bar, psi and MPa
Documentation via app	○	○	○
Suitable for	Oil, water and glycol	Oil, water and glycol	Oil, water and glycol
Page	207	207	206

Testing devices for gas and water connections

ROTEST GW Digital V3



ROTEST GW 150/4



Low pressure range	0–1,000 mbar (resolution 0.1 mbar / hPa)	0–160 mbar (resolution 0.1 mbar / hPa)
High pressure range	0–20 bar (resolution 0.01 bar / 0.001 MPa)	0–4 bar (resolution 0.1 bar / 0.01 MPa)
Leak rate measurement	0–12 l/h	○
Display resolution	480 × 272 px	○
Data transfer	Wi-Fi and USB	○
Battery life time	approx. 8 h testing time	○
Safety class	IP 40	○
Page	208	210

RP 50 Digital

Digital precision test pump for liquid-filled lines or containers up to 30 bar

Pressure tests with water on pipe systems in residential and commercial buildings and in industrially used tanks (up to 30 bar)

Application Benefits

- Digital pressure sensor up to 30 bar enables high-precision measurements and adjustment of the test pressure to be set
- Simple and automatic documentation of the test parameters
- Secure creation of a test protocol with the app
- An additional pressure gauge with drag indicator shows the set pressure so that a pressure drop in the system can be easily determined
- Reliable and precise measurement results: the double valve system (Twin Valve) enables self-testing of the pump as well as exact fine adjustment of the pressure
- Test hose with steel mesh prevents measurement errors that can occur due to expansion of the hose during operation
- Weathering and cold-resistant steel container with DURAMANT coating

Technical Data

Testing and pressure range	0–30 bar
Hub suction capacity	approx. 45 ml / stroke
Tank capacity	12 l
Connection	R 1/2"
Dimensions (L × B × H)	495 × 165 × 255 mm
Material	DURAMANT coated steel
Valve	Twin valve
Pressure gauge units	bar, psi and MPa
Suitable for	Water and glycol-water mixtures



Digital pressure sensor for measurements up to 30 bar

Wireless readout of the test data via Bluetooth® and creation of digital test protocols and visualizations of pressure curves

Additional pressure gauge with fine scaling 0.1 bar optional

Enables very precise readings up to a range of 16 bar (No. 61316)

Warp-resistant and lockable lever

Ergonomic handle serves as carrying grip too

Hook to fix the handle

Improved carrying comfort

TWIN VALVE system

Two valves for double safety while testing the system

5 year warranty against corrosion

Extrem durable DURAMANT coating

Testing hose with steel mesh

Precise measurement



Digital pressure sensor enables precise adjustment of the test pressure



Creation of a test protocol via app



Model	Weight	PU	No.
RP 50 Digital	7.800 kg	1	1000004000

RP 50-S / RP 50-S INOX

Robust precision testing pump for pressure testing of water lines and containers up to 60 bar with very high testing standards

Pressure testing with water or oil of piping in residential and industrial construction, as well as for industrial containers (up to 60 bar). Expansion possible with an extra fine scaling pressure gauge (0.1 bar) for testing up to 16 bars

Application Benefits

- A drag indicator displays the preset pressure so that a loss of pressure in the system can be detected easier
- Reliable and precise testing results: the dual-valve system (Twin Valve) enables self-testing of the pump as well as a precise fine adjustment of the pressure
- Especially precise reading as needed: finely scaled (scaling 0.1 bar) pressure gauge available separately
- Testing hose with steel mesh prevents reading mistakes, that can happen when the hose expands during operation
- Type 50-S: weather and cold-resistant steel container with DURAMANT coating
- Type 50-S INOX: high-quality corrosion resistant stainless steel tank

Adjustment of the pressure gauge with 0.1 bar scaling is possible!



Technical Data

Testing and pressure range	0–60 bar with 1 bar steps 0–860 psi with 20 psi steps 0–6 MPa with 0.1 MPa steps
Hub suction capacity	approx. 45 ml / stroke
Tank capacity	12 l
Connection	R 1/2"
Dimensions (L × B × H)	495 × 165 × 255 mm
Material RP 50-S	DURAMANT coated steel
Material RP 50-S INOX	Stainless steel
Valve	Twin valve
Pressure gauge units	bar, psi and MPa
Suitable for	Oil, water and glycol

Additional pressure gauge with fine scaling 0.1 bar optional

Enables very precise readings up to a range of 16 bar (No. 61316)

Testing hose with steel mesh

Precise measurement

INOX



Double valve system: enables self-testing of the pump, as well as a precise fine adjustment of the pressure



Optional: Extra fine scaling Pressure gauge for the testing of systems up to 16 bar with a 0.1 scaling



Warp-resistant and lockable lever

Ergonomic handle serves as carrying grip too

Hook to fix the handle


Improved carrying comfort

TWIN VALVE system

Two valves for double safety while testing the system

5 year warranty against corrosion

Extrem durable DURAMANT coating



Model	Weight	PU	No.
RP 50-S	8.000 kg	1	60200
RP 50-S INOX	8.000 kg	1	60203
Maintenance package for RP 50-S	0.100 kg	1	60201
Double nipple 1/2" to 3/4"	0.100 kg	1	60999
High pressure hose with 1/4"	0.490 kg	1	R6112500
Extra 16 bar pressure gauge	0.100 kg	1	61316

Testing and leak detection

Testing of water lines and containers

RP Pro III

Self-priming electric testing pump up to 40 bar

Electrical testing pump for the automatic pressure testing of piping and containers up to 40 bar in accordance with national and international standards



Application Benefits

- Comfortable, automatic filling and pressure testing of piping and containers
- Compact and robust plastic casing for simple handling at the building site
- Liquid supply freely selectable: optional self-priming up to a maximum of 1 m or from a pressure source. Suitable for oil, water and glycol
- Testing hose with steel mesh prevents reading mistakes, that can happen when the hose expands during operation
- Glycerine cushioned pressure gauge absorbs pressure surges which makes pressure reading easier

Technical Data

Testing and pressure range:	0–40 bar with 1 bar steps 0–570 psi with 20 psi steps 0–0.1 MPa steps
Hub suction capacity	6 l/min.
Connection	R 1/2"
Dimensions (L × B × H)	375 × 290 × 300 mm
Material	ABS plastic
Pressure gauge units	bar, psi and MPa
Gauge characteristics	glycerine cushioned
Suitable for	Oil, water and glycol

Valve for pressure adjustment

Precise labelling on handle

Glycerine pressure gauge

Easy for the user to read during high dynamic alternating loads

Optimal weight distribution

Comfortable to carry

Thermal automatic shutdown

Prevents overloads and damage to the pump

Installation diagram on unit

Eases the direct connection

Function overview

Direct overview of the functions



Model	Weight	PU	No.
RP Pro III	16.000 kg	1	61185
Testing hose with R 1/2"	0.400 kg	1	V12102000
Maintenance package for RP Pro III	1.111 kg	1	61186

TP 25**Small, robust precision testing pump for pressure testing up to 25 bar**

Pressure testing with water or oil of piping in residential and industrial construction as well as for industrial containers up to 25 bar in accordance with international and national standards

Application Benefits

- Reliable and precise testing results: the dual-valve system (Twin Valve) enables self-testing of the pump, as well as a precise fine adjustment of the pressure
- Testing hose with steel mesh prevents reading mistakes, that can happen when the hose expands during operation
- Weather and cold-resistant steel container with DURAMANT coating

Technical Data

Testing and pressure range	0–25 bar
Hub suction capacity	approx. 16 ml / stroke
Connection	R 1/2"
Dimensions (L × B × H)	380 × 215 × 156 mm
Material	DURAMANT coated steel

Model	Weight	PU	No.
TP 25	4.600 kg	1	60250
Maintenance package for TP 25	0.100 kg	1	60251



For daily use on the construction site:
fits in any car

**RP 30****Simple and light testing pump for compression testing up to 30 bar**

Pressure testing with water or oil of piping in residential and industrial construction as well as for industrial containers up to 30 bar in accordance with international and national standards

Application Benefits

- Testing hose with steel mesh prevents reading mistakes, that can happen when the hose expands during operation
- Shock and corrosion resistant ABS plastic container with reinforced floor

Technical Data

Testing and pressure range	0–30 bar with 1 bar steps 0–440 psi with 20 psi steps
Hub suction capacity	approx. 16 ml / stroke
Connection	R 1/2"
Dimensions (L × B × H)	440 × 200 × 240 mm
Material	ABS plastic

Model	Weight	PU	No.
RP 30	4.500 kg	1	61130



Easy, light and handy: for all common
house building applications



Testing and leak detection

Testing of gas and water lines

ROTEST GW Digital V3

Leakage testing system for gas and water lines with large 4.3" touchscreen display for an easy handling and integrated documentation of all tests up to 20 bar

Only available in Germany, Austria and Italy



Application Benefits

- 4.3" touchscreen or physical buttons for an easy handling
- Pressure and leakage testing for gas pipelines according to TRGI 2018
- Leak rate measurement for gas pipelines according to TRGI 2018 and DVGW 5952
- Pressure and leakage testing for drinking water pipelines according to DIN EN 806-4
- Testing of gas pressure regulators
- Long-term measurement up to 72 hours
- RoData software and RoData app for documentation and data management of all test results

Technical Data

Low pressure range	0-1,000 mbar (resolution 0.1 mbar / hPa)
High pressure range	0-20 bar (resolution 0.01 bar / 0.001 MPa)
Leak rate measurement	0-12l/h
Display resolution	480 × 272 px
Data transfer	Wi-Fi and USB
Battery life time	approx. 8 h testing time
Safety class	IP 40

Wi-Fi transmitter

Easy data transfer to mobile devices and PCs

4,3" touchscreen

Easy and clear handling



All-in-One

High- and low-pressure sensor from 1 mbar / hPa up to 20 bar / 2 MPa in one device



Pressure and leakage testing for gas pipelines according to TRGI 2018



Testing of gas pressure regulators



Set (No. 1500002677) includes: ROTEST GW Digital V3 basic unit incl. power plug, software disk with RoData V3 software (No. 1500002851), 2 × low pressure hose 2 m (No. 1500002846), high pressure hose 2 m and shut-off valve (No. 1500002845), 2 × gas test plug cylindrical size 2 (No. 351272), 2 × adaptor 1/2" to NW5 plug (No. 1500002876), adaptor 1/8" to NW5 plug (No. F84215), adaptor nozzle pressure to NW5 plug (No. 61018), air pump (No. 1500002848), double bellow (No. 1500002847), shut-off valve NW5 (No. 61017), supply end cap (NW5) (No. 61041)

Model	Weight	PU	No.
ROTEST GW Digital V3	5.250 kg	1	1500002677

RoData V3 software

Software for data management of all tests carried out



Application Benefits

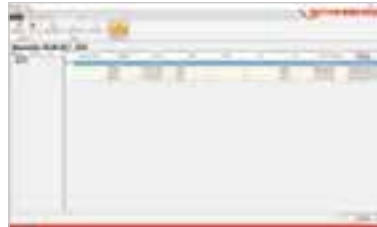
- Creation of a log with graphical representation of the test process
- Management of measurement data: overview of all measurements stored per customer
- Customer administration: import of vCard files (.vcf) possible
- Testing management: clear allocation of one employee per test
- Data transmission via USB cable or Wi-Fi connection possible

Technical Data

Compatibility	Windows 2000, XP, 7, 8, 10
Size	16.2 MB



Overview of measurement series with graph



Management of measurement series = RoData V3

Druck	Temperatur	Druck	Temperatur	Druck	Temperatur
10.00	18.00	10.00	18.00	10.00	18.00
10.05	18.05	10.05	18.05	10.05	18.05
10.10	18.10	10.10	18.10	10.10	18.10
10.15	18.15	10.15	18.15	10.15	18.15
10.20	18.20	10.20	18.20	10.20	18.20
10.25	18.25	10.25	18.25	10.25	18.25
10.30	18.30	10.30	18.30	10.30	18.30
10.35	18.35	10.35	18.35	10.35	18.35
10.40	18.40	10.40	18.40	10.40	18.40
10.45	18.45	10.45	18.45	10.45	18.45
10.50	18.50	10.50	18.50	10.50	18.50
10.55	18.55	10.55	18.55	10.55	18.55
11.00	18.60	11.00	18.60	11.00	18.60
11.05	18.65	11.05	18.65	11.05	18.65
11.10	18.70	11.10	18.70	11.10	18.70
11.15	18.75	11.15	18.75	11.15	18.75
11.20	18.80	11.20	18.80	11.20	18.80
11.25	18.85	11.25	18.85	11.25	18.85
11.30	18.90	11.30	18.90	11.30	18.90
11.35	18.95	11.35	18.95	11.35	18.95
11.40	19.00	11.40	19.00	11.40	19.00
11.45	19.05	11.45	19.05	11.45	19.05
11.50	19.10	11.50	19.10	11.50	19.10
11.55	19.15	11.55	19.15	11.55	19.15
12.00	19.20	12.00	19.20	12.00	19.20
12.05	19.25	12.05	19.25	12.05	19.25
12.10	19.30	12.10	19.30	12.10	19.30
12.15	19.35	12.15	19.35	12.15	19.35
12.20	19.40	12.20	19.40	12.20	19.40
12.25	19.45	12.25	19.45	12.25	19.45
12.30	19.50	12.30	19.50	12.30	19.50
12.35	19.55	12.35	19.55	12.35	19.55
12.40	19.60	12.40	19.60	12.40	19.60
12.45	19.65	12.45	19.65	12.45	19.65
12.50	19.70	12.50	19.70	12.50	19.70
12.55	19.75	12.55	19.75	12.55	19.75
13.00	19.80	13.00	19.80	13.00	19.80
13.05	19.85	13.05	19.85	13.05	19.85
13.10	19.90	13.10	19.90	13.10	19.90
13.15	19.95	13.15	19.95	13.15	19.95
13.20	20.00	13.20	20.00	13.20	20.00
13.25	20.05	13.25	20.05	13.25	20.05
13.30	20.10	13.30	20.10	13.30	20.10
13.35	20.15	13.35	20.15	13.35	20.15
13.40	20.20	13.40	20.20	13.40	20.20
13.45	20.25	13.45	20.25	13.45	20.25
13.50	20.30	13.50	20.30	13.50	20.30
13.55	20.35	13.55	20.35	13.55	20.35
14.00	20.40	14.00	20.40	14.00	20.40
14.05	20.45	14.05	20.45	14.05	20.45
14.10	20.50	14.10	20.50	14.10	20.50
14.15	20.55	14.15	20.55	14.15	20.55
14.20	20.60	14.20	20.60	14.20	20.60
14.25	20.65	14.25	20.65	14.25	20.65
14.30	20.70	14.30	20.70	14.30	20.70
14.35	20.75	14.35	20.75	14.35	20.75
14.40	20.80	14.40	20.80	14.40	20.80
14.45	20.85	14.45	20.85	14.45	20.85
14.50	20.90	14.50	20.90	14.50	20.90
14.55	20.95	14.55	20.95	14.55	20.95
15.00	21.00	15.00	21.00	15.00	21.00

Sample log according to DIN EN 806-4

RoData Mobile app

App for the data management of all tests carried out

Application Benefits

- Simple, quick and professional documentation
- Log ready for immediate use as a PDF
- Suitable for iOS and Android devices
- Measurement data transfer via Wi-Fi
- User-defined company profile set-up in the log
- Ready-made logs for various measurement types (leak testing, usability testing etc.)

Technical Data

Compatibility	iOS 8.0 or newer, Android 4.4 or newer
Size	11 MB



Sample log according to DIN EN 806-4 with measurement value table

Uhrzeit	Druck	Profik
10:30:00	Dr1	Belastungsprüfung - Wasserleitung
10:54:00	Dr4	Druckmessung - Wasserleitung
10:58:00	Dr1	Belastungsprüfung - Wasserleitung
12:27:00	Dr4	Belastungsprüfung - Gasleitung
13:09:00	Dr1	Regenprüfung bei Zustellung - Wasserleitung
14:09:00	Dr1	Belastungsprüfung - Wasserleitung
14:10:00	Dr1	Belastungsprüfung - Wasserleitung

Measurement overview
RoData Mobile app



Start screen RoData Mobile app

ROTEST GW 150/4

Analogue testing device for gas and water connections using air as the medium



Analogue testing unit for the implementation of the following tests:

- Gas:** Load and leakage test for newly installed gas lines in accordance with DVGW-TRGI Worksheet G 600 (October 2018)
 Leakage test from propane liquid gas lines / low-pressure liquid gas lines
 Adjustment of the duct pressure on atmospheric burners and forced-air burners
 Testing of the appliance connection pressure on gas appliances
- Water:** Pre-testing and testing of newly installed drinking water lines in accordance with DIN 1988 (TRWI)

Technical Data

Pressure gauge	4 bar / 0.4 MPa
Water column	160 mbar / hPa
Testing accuracy	Water column 0.1 mbar / hPa (Reading accuracy in accordance with TRGI) Pressure gauge 0.1 bar / 0.01 MPa (Display range 0–4 bar / 0–0.4 MPa)

Application Benefits

- Quick and precise pressure reading over water column without electronic
- Testing time and pressures in accordance with DVGW-TRGI and TRWI clearly arranged on unit cover
- Sturdy unit: High reliability when used on the building site

DVGW-TRGI worksheet G 600 (October 2018) conforming!



Legible scaling

Continuous scaling up to 150 mbar

Measurement chart in unit

Testing times and testing pressure from lawmakers at a glance

Inspection glass

Water level control

Foam inlay

High transport safety and protection of the components

Compact measuring station

Designed to serve in real-life situations through quick, exact gas pressure measurements

Testing scale up to 150 mbar on transparent extending tube element



Transparent tube element with double o-ring seal



Model	Weight	PU	No.
ROTEST GW 150/4 with 5 test plugs and supply end cap	7.570 kg	1	61700
ROTEST GW 150/4 with 5 test plugs without supply end cap	7.300 kg	1	61701

Set components for ROTEST GW

Model	Weight	No.
Pressure pump for GW 150/4	0.300 kg	61011
Bellow for GW 150/4	0.055 kg	61014
Shut-off valve NW5 socket/plug	0.200 kg	61017
Adaptor nozzle pressure to NW5 plug	0.200 kg	61018
O-Ring set for GW 150/4, 6 pcs.	0.040 kg	61030
Supply end cap for GW 150/4 (NW 5)	0.380 kg	61041
1/2" adaptor to NW5 plug	0.500 kg	1500002876
Tube element for GW 150/4, 4 pcs.	1.100 kg	61702
Measurement fluid for GW 150/4, blue	0.100 kg	351257
Hose 2m, high pressure with shut-off valve	0.200 kg	1500002845
Hose 2 m, low pressure	0.200 kg	1500002846
Double bellow for GW Digital V3	0.100 kg	1500002847
Air pump for GW Digital V3	0.140 kg	1500002848
CD RoData V3 for GW Digital V3	0.020 kg	1500002851
Shut-off valve NW5 socket/socket	0.170 kg	1500002852



Gas test plug / adaptor for ROTEST GW

Suitable for gas lines up to 1.5 bar

Model	Steel exterior pipe Ø inch	Copper exterior pipe Ø mm	Weight	PU	No.
Conical shape with pneumatic connection					
Size 0	3/8-1/2"	15-18	0.045 kg	1	351260
Size 1	1/2-1"	22-28	0.080 kg	1	351261
Size 2	3/4-1.1/4"	35-42	0.125 kg	1	351262
Size 3	1.1/4-2"	54-64	0.175 kg	1	351263
Cylindrical shape with pneumatic connection					
Size 1	3/4"	22	0.060 kg	1	351271
Size 2	1"	28	0.075 kg	1	351272
Conical shape with hose coupling					
Size 0	3/8-1/2"	15-18	0.200 kg	1	351220
Size 1	1/2-1"	22-28	0.300 kg	1	351221
Size 2	3/4-1.1/4"	35-42	0.300 kg	1	351222
Size 3	1.1/4-2"	54-64	0.400 kg	1	351223
Conical shape with 2 ball valves					
Size 1	1/2-1"	22-28	0.260 kg	1	351231
Size 2	3/4-1.1/4"	35-42	0.420 kg	1	351232
Size 3	1.1/4-2"	54-64	0.700 kg	1	351233
Conical shape with 1 ball valve					
Size 0	3/8-1/2"	15-18	0.200 kg	1	351225
Size 1	1/2-1"	22-28	0.350 kg	1	351226
Size 2	3/4-1.1/4"	35-42	0.390 kg	1	351227
Size 3	1.1/4-2"	54-64	0.600 kg	1	351228
With double plug valve and hose snout					
Adaptor with pn. connection			0.290 kg	1	351265



ROLEAK Aqua 3 Plus

Easy to use leak detection device with acoustic signal for pipe systems

Application Benefits

- Leak detection possible on different pipe materials
- Amplifies flow noise and enables leaks to be located
- Digital wireless connection to headphones
- Possibility to connect an external microphone
- Bluetooth® connection for a better and clear noise transmission to headphones. This also allows to control the volume with the handunit



Technical Data

Frequency filter	1. stage: 0 up to 540 Hz 2. stage: 540 up to 4,000 Hz 3. stage: 0 up to 4,000 Hz
Battery life time	approx. 15 h
Safety class	IP 41



Even better acoustics thanks to Bluetooth® wireless technology



8

External groundmicrophone



No. 1500003535

Acoustic leak detection of heating installations



6-parts Set (No. 1500003533) includes: basic unit, headphones, magnetic adaptor, 2x extensionstick, tripod-adaptor, ROCASE 4414

Model	Weight	PU	No.
ROLEAK Aqua 3 Plus	3.100 kg	1	1500003533
External groundmicrophone	0.500 kg	1	1500003535



ROTEST Electronic 4

Leak detection on gas lines

For the detection of gas in room as well as leaks in pipes.
Detects all flammable methane based gases

Application Benefits

- Leaks are optically as well as acoustically displayed
- With the help of the 42 cm long, flexible testing head and the integrated lamp, even dark and hard to reach places can be tested
- Quick and precise leak location of even the smallest leak source: The sensitivity of the unit can be adjusted continuously in a range from <math><50\text{ ppm}</math>–1 Vol %
- Shock-proof soft case jacket and simple one-handed operation of the unit for use on the building site

Technical Data

Detects	Natural gas, propane, butane, methane, acetone, alcohol, ammonia, benzyl, ethylene, gasoline, hydrogen, industrial solvents, jet fuel, paint thinner, naphtha, toluene
Sensitivity	<math><50\text{ ppm}</math>–1 Vol % (Methan)



Set (No. 1000003199) includes: ROTEST Electronic 4,
2 × AA battery in ROCASE 4212 (No. 1300003334)

Model	Weight	PU	No.
ROTEST Electronic 4	1.250 kg	1	1000003199

Finds leaks easily



8

Leak detection spray

Leak detection on gas lines

Ideal for detecting leaks in gas-filled lines, gas cylinders or containers. When a leak is present a blister forms

Application Benefits

- Simple use—always ready to use
- Highly sensitive foaming spray for a quick and reliable locating of leaks

Technical Data

- Detects gases (for example natural gas, inflammable gas or air)
- The leak detection spray is neutral against the most common inflammable gases and refrigerants. The only reaction is the building of foam

Highly sensitive foam spray
for quick and reliable
location of leaks



DVGW-tested
Reg.-No. NG-5170CL0063

Model	Weight	PU	No.
ROTEST leak detection spray 400 ml	0.470 kg	1	65000
ROTEST leak detection spray 400 ml, 12 pcs.	5.670 kg	12	1000000442







Freezing




System overview 216

Freezing electric
Pipe freezing systems 216–220

Freezing with gas
Pipe freezing systems 221

Freezing

System overview

	Freezing electric		Freezing with gas
	ROFROST Turbo R290 1.1/4"	ROFROST TURBO R290 2"	ROFROST CO ₂ Set
			
Working range Cu	10–42 mm (3/8–1.3/8")	10–54 mm (3/8–2.1/8")	10–54 mm (3/8–2.1/8")
Working range Fe	1/8–1.1/4"	1/8–2"	1/8–2"
Reduction inserts	up to 12 pcs.	up to 15 pcs.	up to 10 pcs.
Freezing hose	2.000 m	2.000 m	2.000 m
Refrigerant	R290	R290	CO ₂ (R744)
Page	217	218	221

ROFROST TURBO R290 1.1/4" / ROFROST Turbo R290 2"

Pipe freezing system for copper, steel and stainless steel

Flexible refrigerant hoses

Work in confined spaces and store the hoses inside the unit

Simple clamping system ROFROST TURBO R290 1.1/4"

For use even in confined spaces

Compact design

Tough powder coated metal case with soft-grip handle makes the machine highly mobile and ideal for service work

Heat conductive paste

Enables freezing without continuous spraying of the pipe

Wide application area

A range of pipe sizes can be frozen using the supplied pipe inserts



The use of heat conductive paste guarantees optimal freezing



The freezing process starts automatically after installing the freezing clamps



Compact freeze clamp design allows the pipe to be frozen—even close to the wall



ROFROST TURBO R290 1.1/4"

Pipe freezing system for copper, steel and stainless steel

Maintenance, repair and expansion work in sanitary and heating installations.

Copper pipes: Ø 10–42 mm ROFROST Turbo R290 1.1/4"
Ø 3/8–1.3/8" ROFROST Turbo R290 1.1/4"

Steel pipes: Ø 1/8–1.1/4" ROFROST Turbo R290 1.1/4"

Application Benefits

- Future-proofed due to the change of the environmentally friendly refrigerant R290
- Compact freezing clamps and shortened thermometer allow working on confined spaces
- The use of heat conductive paste guarantees an optimum icing. It prevents air pockets between the freezing clamps and pipe. The pipe does not need to be sprayed with water
- Reduction inserts in various sizes for all common pipe diameters



Technical Data

Voltage	220–240 V
Working area diameter copper pipe	10–42 mm
Working area diameter steel pipe	1/8–1.1/4"
Power cable length	2 m



Model	Weight	PU	No.
ROFROST TURBO R290 set 1.1/4", 6 reduction inserts, 230 V	23.500 kg	1	1500003000

Freezing

Freezing electric

ROFROST TURBO R290 2"

Pipe freezing system for copper, steel and stainless steel

Maintenance, repair and expansion work in sanitary and heating installations

Copper pipes: Ø 10–54 mm ROFROST Turbo R290 2"
Ø 3/8–2.1/8" ROFROST Turbo R290 2"

Steel pipes: Ø 1/8–2" ROFROST Turbo R290 2"

Application Benefits

- Future-proofed due to the change of the environmentally friendly refrigerant R290
- Safe freezing: Thermometer on the freezer clamp indicates when the pipe is completely frozen
- The use of heat conductive paste guarantees an optimum icing. It prevents air pockets between the freezing clamps and pipe. The pipe does not need to be sprayed with water
- Reduction inserts in various sizes for all common pipe diameters



Technical Data

Voltage	220–240 V
Working area diameter copper pipe	10–54 mm
Working area diameter steel pipe	1/8–2"
Power cable length	2 m



Model	Weight	PU	No.
ROFROST TURBO R290 set 2", 8 reduction inserts, 230 V	24.300 kg	1	1500003001

ROFROST App

The ROFROST App supports safe work and the freezing process will be explained step by step.



Application instructions

Application instructions
Check if you have performed the following steps

1. Waterflow interrupted?
2. Select the suitable reduction inserts?
3. Heat conductive paste used?
4. Correct mounted clamp at the pipe?
5. Switched on the ROFROST Turbo R 290?

Next step

Imprint

Checklist for the freezing process

Freezing parameter

Freezing parameter
Select the freezing parameter

ROFROST Turbo R 290 1.1/4" recognized >
Serial number 3108180080055

Pipe material	Copper (Cu)
Pipe diameter	Ø 22

Recommended minimum freezing time:
14 minutes

Apply freezing parameter

Imprint

The recommended freeze time is displayed by adjusting the material and diameter

Timer

Timer
Start the freezing process with the following parameters:
ROFROST Turbo R 290 1.1/4"
Pipe material Copper (Cu)
Pipe diameter Ø 22

Recommended minimum freezing time:
14 minutes

14:00

Start timer

Imprint

The integrated timer will respond after the freezing time has elapsed

Reducer insert ROFROST TURBO 1.1/4"

For freezing during maintenance, repair and extension work in the sanitary and heating installation of copper pipes from 10–42 mm or 3/8–1.3/8", as well as steel pipes from 1/8–1.1/4"



Model	Weight	PU	No.
Reduction inserts Size I, Cu 10 mm, Cu 3/8", Fe 1/2"	0.200 kg	1	62217
Reduction inserts Size II, Cu 12 mm, Cu 1/2"	0.180 kg	1	62211
Reduction inserts Size III, Cu 14/15 mm, Fe 1/4"	0.155 kg	1	62212
Reduction inserts Size IV, Cu 16 mm, Cu 5/8"	0.100 kg	1	62219
Reduction inserts Size V, Cu 18 mm, Fe 3/8"	0.145 kg	1	62213
Reduction inserts Size VI, Cu 20 mm, Cu 3/4"	0.154 kg	1	62224
Reduction inserts Size VII, Cu 22 mm, Cu 7/8", Fe 1/2"	0.130 kg	1	62214
Reduction inserts Size VIII, Cu 1"	0.200 kg	1	62226
Reduction inserts Size IX, Cu 28 mm, Fe 3/4"	0.105 kg	1	62215
Reduction inserts Size X, Cu 1.1/8"	0.200 kg	1	62227
Reduction inserts Size XI, Cu 32 mm, Cu 1.1/4"	0.200 kg	1	62221
Reduction inserts Size XII, Cu 35 mm, Cu 1.3/8", 1"	0.070 kg	1	62216
Expansion set for ROFROST TURBO Size II, III, V, VII	0.700 kg	1	62230

Freezing

Freezing electric

Reducer insert ROFROST TURBO 2"

For freezing during maintenance, repair and extension work in the sanitary and heating installation of copper pipes from 10–54 mm or 1/2–2.1/8", as well as steel pipes from 10–54 mm



Model	Weight	PU	No.
Reduction inserts Size A, Cu 28 mm, Fe 3/4"	0.430 kg	1	62231
Reduction inserts Size B, Cu 1.1/8"	0.343 kg	1	62232
Reduction inserts Size C, Cu 32 mm, Cu 1.1/4"	0.310 kg	1	62233
Reduction inserts Size D, Cu 35 mm, Cu 1.3/8"	0.290 kg	1	62234
Reduction inserts Size E, Cu 42 mm, Fe 1.1/4"	0.220 kg	1	62235
Reduction inserts Size F, Fe 1.1/2"	0.160 kg	1	62236
Reduction inserts Size G, Cu 54 mm, Cu 2.1/8"	0.200 kg	1	62237

The reduction insert size E, 42 mm serves as an adaptor piece for fitting ROFROST Turbo 1.1/4" reduction inserts No. 62217 and No. 62211

ROFROST heat conductive paste

Thermal compound for use when freezing copper pipes from 10–54 mm or steel pipes from 1/8–2"

Application Benefits

- Heat conductive paste enables fully automatic freezing without spraying!



For a perfect freezing result



Heat conductive paste enables fully automatic freezing without spraying!

Model	Weight	PU	No.
ROFROST heat conductive paste 150 ml	0.150 kg	1	62291

ROFROST CO₂ Set

Freezing unit for the freezing of pipes up to 2" without electricity

Maintenance, repair and expansion work in sanitary and heating installation. No electrical connection required

Application Benefits

- Flexible use, freezing possible without electricity
- Because of the low temperature (up to -79 °C) the dry ice enables a faster freezing as every other electrical freezing unit that uses refrigerant
- Piping up to 2" can be frozen with just one unit
- Freezer heads made out of extremely cold-resistant special plastic

Technical Data

Working area diameter copper pipe 10–54 mm

Working area diameter steel pipe 1/8–2"

Set without carbon dioxide bottles!

RO
CASE



Model	Weight	PU	No.
ROFROST CO ₂ Set Cu 10–54 mm, Cu 1/2–2.1/8", Fe 1/8–2"	4.900 kg	1	65030

ROFROST Freezer Heads

Freezer head for the ROFROST dry ice set. For freezing copper pipes up to 60 mm and steel pipes up to 2"

Freezer head for maintenance, repair and expansion work in sanitary and heating installations. No power connection required

Application Benefits

- Freezer head for the ROFROST dry ice set






Model	Weight	PU	No.
ROFROST freezer heads Size 1, Cu 10–12 mm, Cu 1/2", Fe 1/8"	0.060 kg	1	65035
ROFROST freezer heads Size 2, Cu 14–15 mm, Fe 1/4"	0.060 kg	1	65036
ROFROST freezer heads Size 3, Cu 16–18 mm, Cu 5/8", Fe 3/8"	0.070 kg	1	65037
ROFROST freezer heads Size 4, Cu 22 mm, Cu 3/4–7/8", Fe 1/2"	0.070 kg	1	65038
ROFROST freezer heads Size 5, Cu 28 mm, Cu 1.1/8", Fe 3/4"	0.110 kg	1	65039
ROFROST freezer heads Size 6, Cu 35 mm, Cu 1.3/8", Fe 1"	0.110 kg	1	65040
ROFROST freezer heads Size 7, Cu 42 mm, Cu 1.5/8", Fe 1.1/4"	0.210 kg	1	65041
ROFROST freezer heads Size 8, Fe 1.1/2"	0.210 kg	1	65042
ROFROST freezer heads Size 10, Fe 2"	0.250 kg	1	65044











Inspection and locating

System overview	224-225
Video inspection	
ROSCOPE MINI	226
ROSCOPE i2000	227
Inspection modules for ROSCOPE i2000	228-229
Locating module ROLOC PLUS	230
ROSCOPE i2000 and ROCAM 4 PLUS app	231
ROCAM MINI HD	232
Locating module ROLOC PLUS HD	233
ROCAM 4 PLUS	234-236
Accessories video inspection	237

	ROSCOPE MINI	ROSCOPE i2000			
	ROSCOPE MINI	Module TEC	Module 25/22	Module 25/16	Module ROLOC PLUS
					
Application	Hollow spaces	Hollow spaces	Residential	Residential	Locating of sondes
Pipe diameter	○	○	Ø 40-100 mm	Ø 50-100 mm	○
Display size	2.5"	3.5"	3.5"	3.5"	3.5"
Touchscreen	○	●	●	●	●
Cable length	1.2 m	1 m	16 m	22 m	○
Cable diameter	5.5 mm	9 mm	8.5 mm	5.5 mm	○
Camera head	Ø 8.5 mm	Ø 17 mm	Ø 25 mm	Ø 25 mm	○
Self levelling	180° digital rotatable	●	●	○	○
Transmitter	○	○	●	○	○
Frequency	○	○	512 Hz	○	512 Hz, 640 Hz, 33 kHz
Picture format	JPG	JPG	JPG	JPG	○
Picture resolution	320 × 240 px	320 × 240 px	640 × 480 px	320 × 240 px	○
Video format	○	AVI	AVI	AVI	○
Video resolution	○	320 × 240 px	320 × 240 px	320 × 240 px	○
Storage	Built-in memory	SD card	SD card	SD card	○
Wi-Fi transmitter	○	●	●	●	○
Protocol feature	○	○	○	○	○
Audio recording	○	●	●	●	○
Data handling	○	via app	via app	via app	○
Page	226	228	228	229	230

	ROCAM MINI HD			ROCAM 4 PLUS		
	ROCAM MINI HD Module 25/22 HD	Module ROLOC PLUS HD		ROCAM 4 PLUS 30 m	ROCAM 4 PLUS 65 m	Mini module
						
Application	Hollow spaces	Residential	Locating of sondes	Municipal	Municipal	Residential
25 mm camera head	○	Ø 40-100 mm	○	○	○	Ø 40-100 mm
30 mm camera head	○	○	○	Ø 70-150 mm	Ø 70-150 mm	○
40 mm camera head	○	○	○	Ø 100-300 mm	Ø 100-300 mm	○
Display size	7"	7"	7"	10.4"	10.4"	10.4"
Touchscreen	●	●	●	●	●	●
Cable length	1 m	22 m	○	30 m	65 m	16 m
Metre counter	○	○	○	●	●	●
Cable diameter	7 mm	7 mm	○	7 mm	7 mm	5.5 mm
Self levelling	●	●	○	●	●	○
Transmitter	○	●	○	●	●	○
Frequency	○	512 Hz	512 Hz, 640 Hz, 33 kHz	33 kHz	33 kHz	○
Picture format	JPG	JPG	○	JPG	JPG	JPG
Picture resolution	1,920 × 1,080 px	1,920 × 1,080 px	○	720 × 600 px	720 × 600 px	720 × 600 px
Video format	AVI	AVI	○	AVI	AVI	AVI
Video resolution	1,920 × 1,080 px	1,920 × 1,080 px	○	720 × 600 px	720 × 600 px	720 × 600 px
Storage	SD card	SD card	○	SD card	SD card	SD card
Wi-Fi transmitter	●	●	○	●	●	●
Protocol feature	●	●	○	●	●	●
Audio recording	via headphones	via headphones	○	●	●	●
Data handling	via app	via app	via app	via app	via app	via app
Page	232	232	233	234	235	235

ROSCOPE MINI

A constant companion—by having an extremely compact design, it can be stowed tidily into every tool case. Minor works, like the inspection of hollow spaces are not a challenge anymore. The combination of its robust construction with modern technology makes it a tool for every toolbox



Application Benefits

- Intuitive handling with the first touch
- The Ø8.5 mm camera head and the 120 cm camera cable are perfect for minor works and are maximizing the pace of work
- Electronical 180° rotation for the perfect perspective in every situation
- Waterproofed camera head
- Tool less mounting of accessories like the magnet or 90° mirror

Technical Data

Dimensions	152 × 90 × 40 mm
Resolution	320 × 240 px
Display size	2.5"
Cable length	1.2 m
Cable diameter	5.5 mm
Cable head	Ø8.5 mm
Leveling	180° digital rotatable
Storage	30 pictures

Adjustable illumination
7 light levels for best lighting conditions

180° rotatable picture
Fast and precise analysis on a 2.5" display with triple zoom

Intuitive handling
Self-explanatory service in live and review mode

0.8.5 mm waterproof camera head
Perfect working conditions in small diameters

1.2 m camera cable
For quick and easy inspection

Included belt clip
Comfortable wear

Space-saving storage
can be easily wound up around

Accessories included
Integrated magnet for catching metal pieces and mirror for the perfect view in a 90° bow

Magnet-accessory

Mirror-accessory

Quick inspection of hollow spaces before and after installations



Always ready to hand, due to handy belt clip



Set (No. 100002268) includes: ROSCOPE MINI basic unit, mirror and magnet accessories, 4 × AA batteries, ROBOX B2350 (No. 1500002641)

Model	Weight	PU	No.
ROSCOPE MINI set	0.530 kg	1	100002268

ROSCOPE i2000

Inspection and locating technology combined in one unit with multiple functions. Modular system allows for various applications

The ROSCOPE i2000 covers almost all inspection techniques within living and working spaces. Camera and locating modules allow a multifunctional use. Wi-Fi technology enables a quick and easy data transfer.



Application Benefits

- User-friendly touchscreen monitor and simple menu guidance
- Easy data transfer for subsequent processing
- Audio recording and playback possible without further equipment
- USB charging function

Versatile and user-friendly!

Technical Data

Display	3.5" touchscreen (color)
Video format	AVI
Picture format	JPEG, 320 × 240 px
Connection	Mini-USB, AV-Out, SD-card slot
Power supply	Li-Ion battery 3.7 V / 5.2 Ah

3.5" touchscreen

320 × 240 px resolution (JPEG)

Ergonomic handling

Function keys arranged closely together

Slip-free handle

For comfortable and effort saving operation—even over long periods of time

Compatible connection

Previous ROTHENBERGER modules can be used

Wi-Fi

Easy data transfer to mobile devices

SD-card slot

Memory space for audio, video and image data

Integrated microphone

Integrated speaker

For audio playback

Powerful Li-Ion battery

For an extra long battery life and short charging times



Modular concept

4 different modules for the ROSCOPE i2000 basic unit, for visual inspection of pipes and hollow spaces as well as locating of pipes and sondes.

Module TEC

Self-leveling camera for the inspection of hollow spaces and hard to reach areas



Module 25/16 and 25/22

Waterproof pipe module for pipe inspection in 90° bends from Ø 40 mm to 100 mm



Module ROLOC PLUS

Easy to use pipe and sonde locating device incl. precise depth measurement



Inspection and locating

Video inspection

ROSCOPE i2000 module TEC

High-performance camera for the inspection of hollow spaces and hard to reach areas

Application Benefits

- User-friendly touchscreen monitor and simple menu guidance
- Self-leveling camera head
- Recording and playback of the inspection on video (AVI) or photo (JPEG)
- Waterproof camera head as per IP 68

Technical Data

Display	3.5" touchscreen (color)
Camera head	Ø 17 mm, self-leveling and waterproof, with 4 LED lights
Brightness	100 lx (0.5 m)
Cable length	1 m
Power supply	Li-Ion battery 3.7V / 5.2 Ah

Set ROSCOPE i2000 module TEC (No. 1500000696) includes: ROSCOPE i2000 basic unit, module TEC, charger, ROCASE 4212 with foam inlay

Model	Weight	PU	No.
Module TEC without basic unit	0.300 kg	1	69601
ROSCOPE i2000 with module TEC	2.140 kg	1	1500000696



Self-levelling camera head



Inspection of hollow spaces



Camera head with high-performance LEDs



ROSCOPE i2000 module 25/22

High-performance camera for the inspection of pipes from Ø 40-100 mm

Application Benefits

- Recording and playback of the inspection on video or photo
- Extremely flexible camera head for 90° bends starting from Ø 40 mm

Technical Data

Display	3.5" touchscreen (color)
Camera head	Ø 25 mm, waterproof, with 8 LED lights
Brightness	100 lx (0.5 m)
Cable length	22 m
Cable diameter	5.5 mm
Power supply	Li-Ion battery 3.7V / 5.2 Ah

Set ROSCOPE i2000 module 25/22 (No. 1000000860) includes: ROSCOPE i2000 basic unit, module 25/22, module TEC, charger, plastic carrying case

Model	Weight	PU	No.
Module 25/22 without basic unit	6.540 kg	1	69603
ROSCOPE i2000 with module 25/22, TEC	10.150 kg	1	1000000860
Guidance ball for module 25/16 and 25/22	0.075 kg	1	74629

Cable length: 22m!



Inspection of rain downpipes



Inspection of floor drains



ROSCOPE i2000 module 25/16

High-performance camera for the inspection of pipes from Ø 50–100 mm. With an integrated transmitter for the precise locating of the camera head



Application Benefits

- Recording and playback of the inspection on video or photo
- Extremely flexible camera head for 90° bends starting from Ø 50 mm
- Can be used with guidance ball up to Ø 100 mm
- Self-leveling picture
- Integrated transmitter for the precise locating of the camera head
- ROSCOPE i2000 basic unit can also be used as control unit for the ROLOC PLUS locating module

Technical Data

Display	3.5" touchscreen (color)
Camera head	Ø 25 mm, self-leveling and waterproof, with 4 extra bright LED lights
Brightness	125 lx (0.5 m)
Cable length	16 m
Cable diameter	8.5 mm
Frequency	512 Hz
Power supply	Li-Ion battery 3.7V / 5.2Ah, 2 × AA batteries (transmitter)

Simple locating of the camera head with the integrated transmitter!



Wi-Fi transmitter

Easy data transfer to mobile devices

Integrated transmitter

For the precise locating of the camera head

3.5" touchscreen

320 × 240 px resolution

Battery compartment

For the power supply of the integrated transmitter (2 AA batteries included in delivery)

Self-leveling camera head

Picture is always upright, no loss of orientation

Rubberized base

Stable stand without slipping and damaging the surface

Guidance ball for module 25/16 and 25/22

For centring of the camera head, better illumination of the pipe

No. 74629

Inspection of access line



Inspection of rain drainpipes



Set ROSCOPE i2000 module 25/16 (No. 1000000842) includes: ROSCOPE i2000 basic unit, module 25/16, module TEC, charger, plastic carrying case

Model	Weight	PU	No.
ROSCOPE i2000 with module 25/16, TEC	11.695 kg	1	1000000842
ROSCOPE module 25/16	9.350 kg	1	1500000052

ROSCOPE i2000 module ROLOC PLUS

Easy to use pipe and sonde locating device. Available as a complete unit as well as locating module for the ROSCOPE i2000 basic unit

The ROSCOPE i2000 and module TEC is suitable for the inspection of cavities and hard to reach areas. The module ROLOC PLUS is suitable for the precise locating of the ROSCOPE i2000 module 25/16 camera head, as well as the ROCAM 4 camera heads Ø 30 mm and Ø 40 mm

Application Benefits

- Pin-point location of the sonde
- Precise depth measurement
- Different frequencies can be chosen
- Simple and clear menu design guides step-by-step through the locating process
- Telescopic function makes transporting in case easier

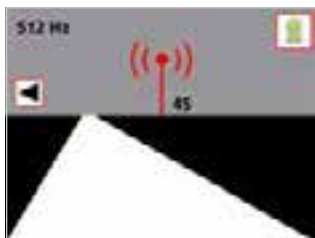
Technical Data

Display	3.5" touchscreen (color)
Frequencies	512 and 650 Hz, 33 kHz active/passive, 50/60 Hz passive
Power supply	Li-Ion battery 3.7V / 5.2Ah
Dimensions	95 x 32 x 30 cm (operating mode) 67 x 32 x 9 cm (transportation mode)

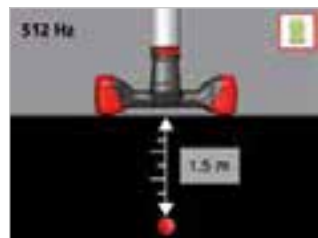
Easy to use pipe and sonde locating device incl. precise depth measurement




Target is left of the running direction. Correction of your direction to the left is necessary.



Depth measurement with a push of the button



Also for use with
ROCAM 4 PLUS



Simple menu guidance

Guides step-by-step to targeted position

Multi-frequencies

Locating of the most common camera heads

Telescopic function

For easier transport in case

Depth measurement

Pin-point location of the transmitter position

Set ROSCOPE i2000 module ROLOC PLUS (No. 100000065) includes: ROSCOPE i2000 basic unit, module ROLOC PLUS, module TEC, charger, plastic carrying case

Model	Weight	PU	No.
ROSCOPE i2000, module ROLOC PLUS	7.800 kg	1	1000000861
ROLOC PLUS	4.690 kg	1	1500000057

10

ROTHENBERGER apps

Apps for smartphone and tablet to edit and send recorded image data



Application Benefits

- Wi-Fi transmitter allows a image transfer live from the camera to mobile devices
- Integrated editing function to mark and name specific pipeline damages
- Synchronizing of stored images of the camera to allow further processing
- Sending of edited pictures directly from the place of action
- Automatic generation of a damage report in PDF, which is individually customizable

Technical Data

ROSCOPE i2000

Compatibility iOS 5.1–13.0, Android 4.0 or newer

Size 4.1 MB

ROCAM 4

Compatibility iOS 8.1 or newer, Android 4.0 or newer

Size 12 MB

ROTHENBERGER app

Compatibility iOS 8.1 or newer, Android 4.0 or newer

Size 73.3 MB

Live image



Editing display



Album



Album

Picture and video recording

Settings/ notes

Editing

- Color palette
- Pen and rubber
- Text
- Rectangle, circle, arrow

Available for iOS (until version 13.0) and Android!

The ROCAM 4 PLUS and ROSCOPE i2000 apps will be integrated into the ROTHENBERGER app in 2023.

Transfer to mobile device



Sending of edited pictures directly from the place of action



ROCAM MINI HD module 25/22 HD

Cordless inspection camera

In residential area for pipes from Ø 40–110 mm



Application Benefits

- Full-HD and TrueColor for fast and accurate analysis
- 22 m cable for more independence
- Optimized cable stiffness and head geometry to pass up to six 90° bends (50 mm tubes) / three 90° bends (40 mm tubes)
- Integrated Bluetooth® module for connecting headphones to add voice recording
- Wi-Fi module for perfect connection between smartphone and ROCAM MINI HD. With the help of the app, the entire gallery of the ROCAM MINI HD can be accessed and shared directly.
- Livestream function via app to share the screen with the customer for a professional appearance

Technical Data

Battery voltage	18 V
Application range	Ø 40–110 mm
Picture and video resolution	1,920 × 1,080 px
Cable diameter	7 mm
Camera head	Ø 25 mm
Storage type	SD card 32 GB
Locator transmitter	512 Hz
Waterproof	10 m
Display	Touchscreen 7"

7" Full-HD Touchscreen

For intuitive operation and direct documentation with damage catalog directly on the device

Waterproof housing

Enables working on roofs—even in the rain

Compact Ø 25 mm head

Covers an application range from Ø 40–110 mm

512 Hz sensor

Can be tracked with the ROLOC PLUS HD

The additional internal battery bridges the time without power supply and enables continuous operation



Livestream transmission to a mobile device for a professional appearance at the customer



App functionality

Full functions for live streaming and easy data sharing via iOS and Android

Compatible with the CAS battery system

Which includes more than 300 battery devices

22 m reel

For inspecting pipelines of multi story family houses



Set (No. 100003922) includes: ROCAM MINI HD display, module 25/22 HD, module TEC, guidance ball, RO BP18/2, 2.0Ah 18V battery, RO BC14/36 charger, RO CASE 6427 with thermoformed insert

Model	Weight	PU	AMPShare-No.	CAS-No.
Module 25/22 reel	5.000 kg	1	1000004125	1000003920
ROCAM MINI HD, display incl. module TEC	3.800 kg	1	1000004126	1000003921
ROCAM MINI HD, module 25/22 HD, set EU	9.000 kg	1	1000004127	1000003922
ROCAM MINI HD, module 25/22 HD, set UK	9.000 kg	1	1000004128	1000003965
ROCAM MINI HD, module 25/22 HD, baretool	8.600 kg	1	1000004131	1000003960

ROCAM MINI HD module ROLOC PLUS HD

Probe locator for locating the camera head of the ROCAM MINI HD module 25/22 HD

The ROLOC PLUS module is suitable for precise locating of the camera head of the ROCAM MINI HD module 25/22 HD as well as the camera heads Ø 30 mm and Ø 40 mm of the ROCAM 4 PLUS. Other locating sensors with compatible frequency can also be located.

Application Benefits

- Pinpoint localization of probes
- Exact depth measurement
- Different frequencies selectable
- Optimized menu design guides step by step through the locating process
- Telescope function for convenient transport in the case

Technical Data


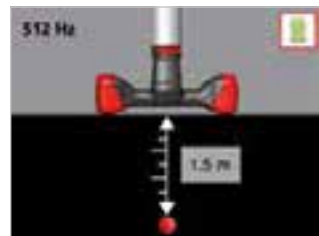
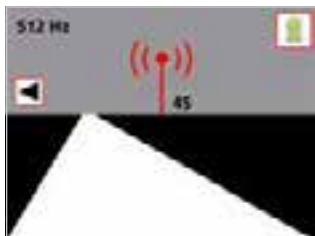
Functional range	Vertical 0.6–1.8 m Horizontal 0–4.5 m
Frequencies	512 Hz, 640 Hz, 50/60 Hz passive, 33 KHz active/passive
Depth measurement	1.5 m

With the help of the ROLOC PLUS HD module the locating transmitter can be quickly and easily found



Target is left of the running direction. Correction of your direction to the left is necessary.

Depth measurement with a push of the button



Simple menu guidance

Guides step-by-step to targeted position

Telescopic function

For easier transport in case

Multi-frequencies

Locating of the most common camera heads

Depth measurement

Pin-point location of the transmitter position

Model

Model	Weight	PU	AMPShare-No.	CAS-No.
ROCAM MINI HD, module ROLOC PLUS HD, set EU	8.900 kg	1	1000004133	1000003963
ROCAM MINI HD, module ROLOC PLUS HD, baretool	7.900 kg	1	1000004137	1000003964
ROLOC PLUS HD	4.500 kg	1	1000004132	1000003962

ROCAM 4 PLUS 30 meter

Inspection camera for pipes from Ø 40–300 mm with 30 or 65 m cable length, with integrated software for documentation and large removable 10.4" touchscreen.



Application Benefits

- Picture editing, change of camera settings and menu guidance via the 10.4" color-touchscreen
- Direct recording of pictures (JPG) or video (AVI, resolution 720 × 600 px) as well as editing options (e.g. documentation of damage)
- Fast data recording with integrated keyboard to mark, highlight and name damages
- Picture and video transmission via Wi-Fi, Micro-HDMI, Mini-USB, SD card
- Livestream of picture and data via Wi-Fi to the ROCAM 4 app
- Self-levelling and exchangeable camera heads
- Exchangeable reels for various working ranges
- New platform based battery technology

Please note: This machine cannot be upgraded to a 65 m cable.

Technical Data

Picture and video format	JPG / AVI (resolution 720 × 600 px)
Camera head	Ø 25 mm, waterproof with 8 LEDs
	Ø 30 mm, self-levelling and waterproof with 10 LEDs
	Ø 40 mm, self-levelling and waterproof with 36 LEDs
Working range	Ø 40–100 mm (mini module)
	Ø 70–150 mm (30 mm camera head)
	Ø 100–300 mm (40 mm camera head)
Cable length	65 m version
	30 m version
	16 m mini module (optional)
Cable diameter	7 mm (30 m and 65 m reel)
	5.5 mm (mini module)
Transmitter frequency	33 kHz
Power supply	Li-Ion battery 18 V / 4 Ah
	Main adaptor 110–230 V, 50–60 Hz (optional)

Wi-Fi transmitter

Simple data transmission to mobile device

Removable display unit with 10.4" color-touchscreen

Full functionality, even in confined spaces

Integrated speakers

Direct audio replay



Li-Ion battery 18 V / 4.0 Ah (same as ROMAX 4000)

Long battery operation time (up to 6 hours)

Digital metre count

Precise determination of distance to camera head

Integrated microphone

Voice recording for documentation possible

Exchangeable reel system 65 m / 30 m / 16 m

Large operating range from Ø 40–300 mm pipe diameter

Cover protected connections for SD card, Micro-HDMI and Mini-USB



Locating with ROSCOPE module ROLOC PLUS



Set (No. 1500002613) includes: ROCAM 4 PLUS, 30 m cable, Ø 30 mm camera head, guidance ball, accessory bag including location transmitter, USB-cable, pencil, RO BP18/4, 4.0 Ah 18V battery, RO BC14/36 charger, ROCASE 4414

Model	Weight	PU	No.
ROCAM 4 PLUS 30 m cable, 30 mm camera head, EU	18.500 kg	1	1500002613
ROCAM 4 PLUS 30 m cable, 40 mm camera head, EU	18.500 kg	1	1500002614
ROCAM 4 PLUS 30 m cable, 40 mm camera head, mini module	19.500 kg	1	1000001938

ROCAM 4 PLUS 65 meter

Inspection camera for pipes from Ø 40–300 mm with 65 m cable length, with integrated software for documentation and large removable 10.4" touchscreen



Modular reel system

Upgrade your ROCAM 4 PLUS from 30 m to 65 m at a later date



Transport trolley with extendible handle

Comfortable transport over long distance

Set (No. 1500002615) includes: ROCAM 4 PLUS, 65 m cable, Ø 30 mm camera head, guidance ball, accessory bag including location transmitter, USB-cable, pencil, RO BP18/4, 4.0 Ah 18 V battery, RO BC14/36 charger, RO CASE 4414

Part of the CAS battery platform



Transport trolley with extendible handle



Model	Weight	PU	No.
ROCAM 4 PLUS 65 m cable, 30 mm camera head, EU	23.500 kg	1	1500002615
ROCAM 4 PLUS 65 m cable, 40 mm camera head, EU	23.500 kg	1	1500002616
ROCAM 4 PLUS 65 m cable, 40 mm camera head, mini module	24.500 kg	1	1000002481

Extension modules

Easy extension of the working range from Ø 40–300 mm by quick change of the reel

Application Benefits

- Professional inspection of small pipe diameters
- Easy handling due to Exchange reel system
- Subsequent extension of the range to 65 m possible

Technical Data

Working area	Ø 40–100 mm
Camera head	Ø 25 mm
Cable diameter	5.5 mm

Model	Weight	PU	No.
Mini module, 16 m cable	1.314 kg	1	1500003296
Reel basket 65 m for ROCAM 4 PLUS	6.850 kg	1	1500002892



ROCAM camera heads

Camera heads made of high-quality materials for professional inspection of pipes from Ø 70–300 mm



Application Benefits

Excellent brightness

- The ROCAM camera head Ø 30 mm has over 10 ultra bright LED lights, that effortlessly illuminate pipes up to Ø 150 mm
- The camera head can be mounted with a Ø 40 mm camera head for larger pipe diameters

Pressure tight screw slip-ring connection

- Pressure tight connection (3 bar) between camera head and push cable
- High resistance to shock and impact
- Quick and toolless exchange of the camera heads
- No burden from electrical connections

High flexibility and resistant

- Flexible spring provides 90° curveability in pipes up to Ø 70 mm when enough stability is provided
- Pressure tight up to 3 bar with the stainless steel casing
- Scratch and impact resistant with the sapphire glass objective

Application Benefits

Mountable transmitter

- Optional 33 kHz transmitter can be used to determine the length of the camera head (90° from Ø 70 mm)
- In small pipe diameters the transmitter can also be used without the camera head to determine the course of the pipe without a visual inspection

Technical Data

Camera head	Ø 30 mm with 10 LED lights Ø 40 mm with 36 LED lights self-leveling and waterproof
Brightness	175 lx (0.5 m), camera head Ø 30 mm 666 lx (0.5 m), camera head Ø 40 mm

Automatic self-levelling



10


Excellent illumination



Pressure tight screw slip-ring connection



High flexibility and durability



Mountable transmitter



Model	Weight	PU	No.
Camera head Ø 30 mm	0.190 kg	1	1500000123

Model	Weight	PU	No.
Camera head Ø 40 mm	0.410 kg	1	1500000122

Rolling skids

Recommended for distances from 10 m

Rolling skids RS40/150 for pipes Ø 150–200 mm
 Rolling skids RS40/200 for pipes Ø 200–300 mm

Application Benefits

- Optimized view of the pipe section
- Less pushing resistance with the fully rubberized wheels



No. 69118



No. 69119

For camera head Ø 30 mm	Weight	PU	No.
Adapter Ø 30 to Ø 40mm	0.100 kg	1	1000001836

For camera heads Ø 40 mm	Weight	PU	No.
Rolling skids Ø 150 mm	0.700 kg	1	69118
Rolling skids Ø 200 mm	0.700 kg	1	69119

Guidance balls

For centring of the camera head in pipes for a better overview and illumination

Guidance ball for pipes Ø 70–150 mm
 Guidance ball with brush attachment for pipes Ø 70–200 mm

Application Benefits

- Optimized view of the pipe section through centring in the pipe
- Dirt will not accumulate in front of the lens



No. 69112/1500000817



No. 69111/1500000120

For camera heads Ø 30 mm	Weight	PU	No.
Guidance ball for Ø 150 mm	0.200 kg	1	1500000120
Guidance ball for brush attachments	0.200 kg	1	1500000817

For camera heads Ø 40 mm	Weight	PU	No.
Guidance ball for Ø 200 mm	0.200 kg	1	69111
Guidance ball for brush attachments	0.200 kg	1	69112

Brush attachments

For centering the camera head and for improving sight in pipes from Ø 100–200 mm

Brush attachment Ø 100 for use in pipe Ø 100–150 mm
 Brush attachment Ø 150 for use in pipe Ø 150–200 mm

Application Benefits

- Optimized view of the pipe section through centring in the pipe
- Dirt will not accumulate in front of the lens
- Good curveability with the brush flexibility



Brush attachment spiral feather (rear)
 No. 69113



Brush attachment camera head (front)
 No. 69113

Model	Weight	PU	No.
Brush attachment Ø 100 mm ¹	0.200 kg	1	69113

Model	Weight	PU	No.
Brush attachment Ø 150 mm ¹	0.300 kg	1	69117

Batteries and charger

Model	Weight	PU	No.
RO BP18/2, 2.0 Ah 18V	0.420 kg	1	1000001652
RO BP18/4, 4.0 Ah 18V	0.575 kg	1	1000001653
RO BP18/4, 4.0 Ah 18V, Li-HD	0.515 kg	1	1000002548
RO BP18/8, 8.0 Ah 18V, Li-HD	0.915 kg	1	1000002549
RO BC14/36 charger, 230V	0.580 kg	1	1000001654



No. 1000001653



No. 1000002549

1) Use with guidance ball No. 69112/1500000817





Flushing and pipe cleaning

System overview	240-241
Flushing	
Flushing compressors	242-244
Cleaning chemicals	244
Decalcifying	
Decalcifying pumps	245
Decalcifying chemicals	246
Filling	
Solar filling pump	247
Pipe cleaning manual	
Manual pipe and drain cleaning devices	248-250
Pipe cleaning electric	
Manual pipe and drain cleaning machines (electric)	251
Sectional drain cleaning machines	252-254
Drum drain cleaning machines	255-257
Accessories pipe cleaning electric	258-261
Drain cleaning spirals	
Spirals	262-263
Drain cleaning tools	
Heads and augers	264-268
Tool and spiral sets	269-271
Accessories drain cleaning spirals	271
High pressure drain cleaning	
System overview high pressure drain cleaners	273
High pressure drain cleaners	273

Flushing

ROPULS

ROPULS eDM



Connection	1"	1"
Max. pipe diameter	Ø 50 mm	Ø 50 mm
Max. water pressure	7 bar	7 bar
Documentation	○	●
Page	242	243

Pipe cleaning

WC-BLITZ

ROPOWER HANDY

ROSPIMATIC CL

ROSPI 6 H+E Plus

ROSPI 8 H+E Plus



Operation mode	Manual	Manual	Electric	Manual / Electric	Manual / Electric
Working range	Ø 50–100 mm	Ø 50–100 mm	Ø 20–50 mm	Ø 20–50 mm	Ø 20–50 mm
Max. spiral length	1 m	2.3 m	7.5 m	4.5 m	7.5 m
Spiral diameter	13 mm	16 mm	8 mm	6 mm	8 mm
Power	○	○	○	○	○
Page	250	250	251	249	249

RODRUM M 13

RODRUM M 16

RODRUM L 16

RODRUM L 20

R 550



Operation mode	Electric	Electric	Electric	Electric	Electric
Working range	Ø 70–100 mm	Ø 70–125 mm	Ø 70–125 mm	Ø 125–250 mm	Ø 20–100 mm
Max. spiral length	30 m	45 m	45 m	60 m	40 m
Spiral diameter	13 mm	16 mm	16 mm	16 mm	16 mm
Power	620 W	620 W	620 W	620 W	440 W
Page	257	257	257	257	252

Decalcifying

ROCAL 20

ROMATIC 20



Tank volume	15 l	15 l
Volume flow	40 l / min	40 l / min
Delivery height	10 m	10 m
Motor rating	150 W	150 W
Max. temperature	50 °C	50 °C
Flow reversal	Manual	Automatic
Page	245	245

Pipe cleaning

ROSPI 10 H+E Plus

Manual drain cleaner 3 S

RODRUM S 10

RODRUM S 13

RODRUM VarioClean



Operation mode	Manual / Electric	Manual	Electric	Electric	Electric
Working range	Ø 20–70 mm	Ø 50–100 mm	Ø 40–70 mm	Ø 50–100 mm	Ø 40–100 mm
Max. spiral length	10 m	15 m	10 m	15 m	10 m* / 15 m
Spiral diameter	10 mm	13 mm	10 mm	13 mm	10 mm* / 13 mm
Power	○	○	440 W	440 W	Battery
Page	249	250	255	255	256

R 600

R 600 VarioClean

R 650

R 750



Operation mode	Electric	Electric	Electric	Electric
Working range	Ø 20–150 mm	Ø 20–150 mm	Ø 20–150 mm	Ø 50–200 mm
Max. spiral length	60 m	60 m	65 m	80 m
Spiral diameter	8 ¹ / 10 ¹ / 16 / 22 mm	8 ¹ / 10 ¹ / 16 / 22 mm	8 ¹ / 10 ¹ / 16 / 22 mm	16 ¹ / 22 / 32 mm
Power	690 W	Battery	1,350 W	1,400 W
Page	252	253	254	254

1) Only usable with collet, clamping jaws or adaptor magazine (see page 259)
* With additionally available accessories

ROPULS eDM Flushing Compressor

For scouring and cleaning of heating systems and flushing of drinking water pipes according to DIN 1988-2 / EN 806 with protocol function



Flushing compressor for desludging and cleaning heating systems and drinking water pipes

Application Benefits

- **One unit—three uses** for safety and energy efficiency:
 - Flushing of floor heating systems / heating circuits
 - Flushing of drinking water pipes as per DIN 1988-2/EN 806
 - Sanitizing of drinking water pipes
- Compact dimensions and practical carriage for simple handling during transport and at the building site
- Two flushing speeds (impulse and permanent air flushing) for good cleaning results
- Easy to use with the clearly arranged control panel
- Chemical cleaning with ROCLEAN accessories possible
- Free app for easy, professional creation of flushing-protocols as PDF file

Technical Data

Input power	1.5 kW
Frequency	50 Hz
Voltage	230 V
Particle retention rate	0,3 µm Compressor
Max. water pressure	7 bar
Water temperature	0–30 °C
Max. operating pressure	8 bar
Oil separation rate	99.9%
Flow rate	0.006–5 m³/h

Large LED display for flow rate amounts and metering impulse, membrane keyboard with program selection keys

Clearly arranged control pane

Quick connect NW 7.2

For connecting pneumatic tools

Function switch

Enables you to change to ROCLEAN function

ROPULS eDM App with documentation feature



ROPULS eDM with ROCLEAN function for cleaning and conservation



For removing deposits in floor heating and radiators

Clean heating systems save energy

Pre-commission cleaning of construction material and residues

Clean, proper hygienic pipe systems

Flushing of drinking water pipes with pulsing compressed air water mix as per DIN 1988-2/EN 806

Safety for plumbers and plant operator

ROPULS eDM documentation

- ✓ Easy
- ✓ Fast
- ✓ Professional

ROCLEAN function, optional available for ROPULS eDM and ROPULS Flushing compressor!

Scope of delivery (No. 1000001134): ROPULS eDM flushing compressor, 2 x 1 m fabric hose 1" with GK coupling

Model	Weight	PU	No.
ROPULS eDM flushing compressor with hoses	28.000 kg	1	1000001134

ROPULS eDM App

Professional working and documentation due to eDM (electronic Data Management)



Application Benefits

- Report can be e-mailed immediately as a PDF
- Transfer of flushing data via Bluetooth
- Applicable for Android and Windows devices
- Easy, fast, professional documentation
- Company profiles and protocols individually customizable
- Live data transfer to handheld unit
- Templates for various flushings-protocols available



ROPULS Flushing compressor

With the same range of functionality as ROPULS eDM, but without eDM (electronic Data Management)



Function switch

Enables you to change to ROCLEAN function

Scope of delivery (No. 1000000145): ROPULS flushing compressor, 2 x 1 m fabric hose 1" with GK coupling

Model	Weight	PU	No.
ROPULS flushing compressor with hoses	28.000 kg	1	1000000145

For removing deposits in floor heating and radiators

Clean heating systems save energy

Pre-commission cleaning of construction material and residues

Clean, proper hygienic pipe systems

Flushing of drinking water pipes with pulsing compressed air water mix as per DIN 1988-2/ EN 806

Safety for plumbers and plant operators

ROCLEAN function, optional available for ROPULS eDM and ROPULS Flushing compressor!






Accessories

No.

ROCLEAN Injector	1000000190
Pressure regulator 2 bar	1500000203
ROPULS extension handle	1500003517

ROCLEAN cleaning and conservation on page 244



ROCLEAN function

For cleaning and conserving radiator heating systems, surface heating systems as well as for disinfection of drinking water lines

1 The **pressure reducer** has to be installed on the water input side of the ROPULS flushing compressor. This maintains the incoming pressure of the fresh water feed constant at 2 bar.

2 The **ROCLEAN injector** has to be installed on the water output side. The injector constantly and securely doses the bottle contents to the system to be cleaned.



Cleaning and preservation with ROCLEAN

Cleaning chemicals for radiator heating systems



For cleaning incrustations and tough deposits. Suitable for all standard pipe materials. Does not stay in system. One bottle per 100l system volume.



Cleaning chemicals for surface heating systems



For cleaning of deposits and bio films. Suitable for all standard pipe materials. Does not stay in system. One bottle per 100l system volume.



Preservative for radiators and surface heating systems



Maintains the cleaned condition and protects the system. One bottle is sufficient for 100l system volume.



Disinfection of drinking water systems




Does not stay in system. One bottle per 100l system volume.



Cleaning and preservation steps:

Before cleaning
Step 1: Mechanical cleaning
Step 2: Chemical cleaning
Step 3: Preserving



Model	Color code	Weight	PU	No.
Chemical cleaning:				
Radiator heating systems	Orange	6.300 kg	1	1500000200
Surface heating systems	Green	6.300 kg	1	1500000201
Preservative	Blue	6.300 kg	1	1500000202
Disinfection	Yellow	6.300 kg	1	1500000157

ROCAL 20 / ROMATIC 20

Decalcifying pump with flow direction change

For the quick decalcifying of heat exchangers, water pipes, water tanks, heat and cooling systems

Application Benefits

- With the help of the flow reversal (change of the direction of flow) even very hard calcifications and deposits can be loosened
- Approved for fluid temperatures up to 50 °C for especially efficient decalcifying
- Constant circulation of the decalcifying chemical prevents damage that can be caused by the development of gas during decalcification

Technical Data

Frequency	50 Hz
Voltage	220–240 V
Working area Temperature	0–50 °C
Connection	R 1/2"
Volume flow	40 l/min
Tank volume	15 l
Pump head	10 m

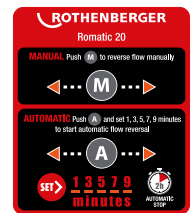


Fig. ROCAL 20

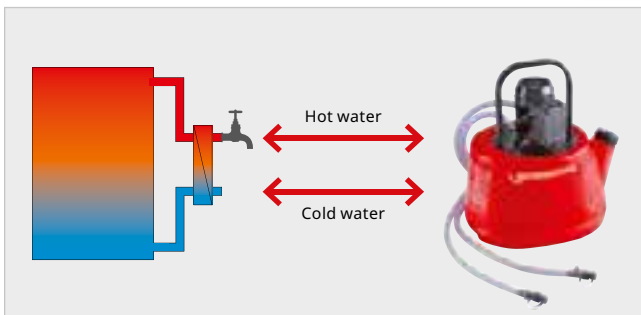


Fig. ROMATIC 20

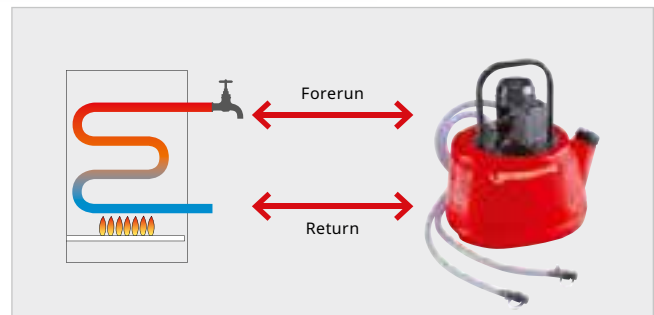
Automatic flow reversal!



Decalcifying of fresh water stations and external heat exchangers



Decalcifying of heat exchangers, water heaters or drinking water pipes



Scope of delivery: ROCAL 20 (No. 61100) and ROMATIC 20 (No. 61190) each contain: 2 × hoses with 1/2" connection (2 m long), 2 × double nipple 1/2–3/8", 2 × double nipple 1/2–3/4", 2 × double nipple 1/2–1/2", 2 × double socket 3/4–3/4", 2 × reduction piece 1/2–3/4"

Scope of delivery: ROCAL 20 set (No. 19207): ROCAL 20 (No. 61100), ROCAL Acid Plus 5 kg (No. 61105), Neutraliser powder 1 kg (No. 61115)

Model	Weight	PU	No.
ROCAL 20	8.300 kg	1	61100
ROMATIC 20	8.500 kg	1	61190
ROCAL 20 set	11.000 kg	1	19207

Accessories

Decalcifying chemical for ROCAL 20, ROMATIC 20 see page 246

ROCAL Acid Multi

Decalcifying chemical for use with ROCAL 20, ROMATIC 20

ROCAL Acid Multi For the safe decalcification of all piping systems, heat exchangers, fresh water stations and water tanks

Application Benefits

- With color indication. The use of the chemical effects is shown by the change of the fluid color
- Concentrate to mix with water
- With corrosion protection



	ROCAL Acid Multi	ROCAL Acid Plus
Copper	●	●
Steel	●	●
Stainless steel	●	○

● suitable ○ unsuitable

	ROCAL Acid Multi	ROCAL Acid Plus
Aluminium	●	○
Brass	●	○
Plastic	●	○

● suitable ○ unsuitable

Model	Weight	PU	No.
ROCAL Acid Multi	30.000 kg	1	1500000117
ROCAL Acid Multi	10.000 kg	1	1500000116
ROCAL Acid Multi	5.000 kg	1	1500000115

Model	Weight	PU	No.
ROCAL Acid Plus	25.000 kg	1	1500000914
ROCAL Acid Plus	10.000 kg	1	61106
ROCAL Acid Plus	5.000 kg	1	61105

11

Neutralization powder

Neutralizes ROCAL Acid Plus / ROCAL Acid Multi

Use is necessary after ROCAL Acid Plus / ROCAL Acid Multi has been used. The neutralizer dissolves in water. The decalcification pump and system are flushed with this solution. The PH value in the system and pump is neutral afterwards

Model	Weight	PU	No.
Neutralizer powder	1.000 kg	1	61115
Neutralizer powder	10.000 kg	1	61120



ROSOLAR PUMP / ROSOLAR PUMP PLUS

Solar filling pump

For filling and flushing solar systems



Application Benefits

- A powerful centrifugal pump for rapid filling and effective flushing out and ventilation of solar plant
- Optional: robust and heat resistant (up to 90 °C) Impeller pump: Small particles of solid materials are also conveyed without difficulty. Fitted with a pressure relief valve
- Heat resistant hoses (up to 100 °C) allow safe filling and maintenance of solar plant
- A height-adjustable (76–110 cm) telescopic grip for space-saving storage, simple transport and good handling in tight cellars
- Well thought-through handling: The canister can easily be filled through the large opening. The shut-off valve in the bottom allows simple/uncomplicated emptying of the whole container
- Ball valves for safe removal of filling hoses without accidental spill

Technical Data

Connection	3/4"
Tank volume	30 l

Return flow cover with filter



Hose connection with anti-kink protection



Ball valve



A generously dimensioned container opening

For easy and secure filling

Optional: A fleece filter bag

For preservation of the internal filter when flushing older plants with strong pollution

A dirt filter with sight glass

Filters residues out of the medium

Height-adjustable telescopic grip (76–110 cm)

Small and flexible if required

Heat resistant hoses (up to 100 °C)

Safe working—also when servicing solar plant with kink protection at the hose connection

Optional: impeller pump

Small particles of solid materials are also conveyed without difficulty



Model	Weight	PU	No.
ROSOLAR PUMP PLUS with impeller pump	21.800 kg	1	1500000136
ROSOLAR PUMP with centrifugal pump	23.300 kg	1	1500000135
ROSOLAR fleece filter bag 10 pieces	0.150 kg	1	1500001236
Return flow cover for filter bag	0.220 kg	1	1500001235

Scope of delivery: ROSOLAR Pump 2 × 3 m hose with 3/4" connection, fleece filter bag, return flow cover, operation manual

ROPUMP SUPER PLUS

Professional force pump cleaner

The optimum introduction tool for the removal of obstructions in basins, bowls, tubs and toilets etc., using water pressure

Application Benefits

- Optimal adaption to the job due to adjustable handle
- Good force transmission with ergonomic handles
- Optimal sealed system and therefore high suction and pressure power with single cast main body
- Simple handling with the perfect adaption to the drain and easy to use with ergonomic formed components

Quick—Compact—Handy!

Short adaptor



Long adaptor



Ergonomic D-handle
Perfect transmission of force and optimal handling

Short and long adaptor included in scope of delivery!



Model	Weight	PU	No.
ROPUMP SUPER PLUS with 2 Adaptors long, short	2.330 kg	1	072070X
ROPUMP SUPER PLUS with 3 Adaptors long, short, wide, tool bag	2.920 kg	1	1000001762
ROPUMP SUPER PLUS Adaptor wide, ROBUCKET	5.500 kg	1	1000002823
Adaptor wide, for ROPUMP SUPER PLUS	0.400 kg	1	72073
Adaptor short, for ROPUMP SUPER PLUS	0.160 kg	1	72072
Adaptor long, for ROPUMP SUPER PLUS	0.660 kg	1	72071

11

ROPUMP

Force pump cleaner according to the airpump principle with water pressure Dissolves obstructions in drains, basins, showers, bathtubs etc.

For removing light blockages in connecting pipes of washbasins, showers or bathtubs

Application Benefits

- Small and handy
- Compact and effective



Flexible socket
Various areas of application

Model	Weight	PU	No.
ROPUMP with flexible socket	0.500 kg	1	71991

ROSPI H+E Plus

Professional manual and electrical drain cleaning unit

Clean and comfortable removal of obstructions in kitchen, bath, toilets or drainage openings with drain cleaning spiral

Application Benefits

- Removal of sinks and siphons is not necessary
- Switch from manual to electrical use within seconds
- Secure hold even at higher speeds during drill operation
- Impact-resistant and protected from dirt contamination
- Hexagonal drive for conventional power drills

Technical Data

Spiral diameter	6/8/10 mm
Working area diameter	3/4-2"
Working area diameter	20-75 mm
Working area Length	7,5 m

Ergonomic handle with soft grip inlay

Safe grip and operation even at high speed

Spiral lock with flexible spiral and incorporated bulb head auger

Removes dirt in hard-to-reach spaces

Closed plastic spiral container

Clean use and sturdy construction

Hexagonal bolt

For conventional power drills

Knurled screw, change without tools

Switch from manual to electrical use within seconds

Electrical operation with cordless drill



Manual operation



Model	Weight	PU	No.
ROSPI 6 H+E PLUS 4.5 m	1.400 kg	1	72090
ROSPI 8 H+E PLUS 7.5 m	3.500 kg	1	72095
ROSPI 10 H+E PLUS 10 m	4.800 kg	1	72005

For spare spirals see page 271

Flushing and pipe cleaning

Pipe clearing devices

ROPOWER HANDY

Manual drain cleaning unit, Ø 50–100 mm

An universal manual drain cleaning unit for fast clearance of obstructions. The spiral permits the attachment of a wide range of ROTHENBERGER pipe cleaning tools with 16 mm couplings

Application Benefits

- Additional spiral cleaning effects with the use of a square spiral



Set (No. 71973) includes: ROPOWER PROFILE spiral 2.3 m without core (No. 72494), manual crank (No. 71976), safety gloves (No. H81401), separating pin (No. 72100), blade cutter Ø 25 mm (No. 72169)

Model	Weight	PU	No.
ROPOWER HANDY complete	1.700 kg	1	71975

Accessories	Weight	PU	No.
Manual crank	0.400 kg	1	71976
ROPOWER PROFILE CABLE	1.200 kg	1	72494


WC-BLITZ RO 3 Toilet Cleaner

Application Benefits

- Flexible use even in hard-to-reach places
- With tough cleaning bulb auger. Extendable handle and 1 m spiral length, 1/2"
- No damage to ceramic surfaces Angle made out of plastic

Angle with plastic protection

No damage to ceramic surfaces in the visual rang



Model	Weight	PU	No.
WC-Blitz RO-3 with bulb auger	2.750 kg	1	78551
WC-Blitz RO-3 with tool-coupling	2.900 kg	1	1500001324

Manual drain cleaner type 3 S

For pipes Ø 40–100 mm

Spirals Ø 13 mm × 15 m with 16 mm coupling

Application Benefits

- **Flexible use with a wide range of applications**
For use with all ROTHENBERGER drain cleaning tools with 16 mm couplings
- **Cleaning unit with stand**
Secure use
- **Plastic spiral drum**
Corrosion-proof and impact-resistant



Set includes (No. 72003): Manual drain cleaner type 3 S (No. 72003), spirals Ø 13 mm × 15 m (No. 72016), cross-blade cutter Ø 35 mm (No. 72176) and separating pin (No. 72100)

Model	Weight	PU	No.
Manual drain cleaner 3 S, complete	17.500 kg	1	72003

ROSPIMATIC CL

Professional drain cleaning unit up to Ø 50 mm

Effective removal of obstructions in access lines with a one-of-a-kind spiral forward and reverse system without changing the rotational direction

Application Benefits

- Switch between forward and reverse under full load without the need to change the motor rotational direction
- Unit can be used with any professional cordless drill driver
- Soft stop technology for smooth run out prevents hits to user's wrist
- The spiral drive can be combined with 3 different cleaning tools for more efficient operation (optional)
- Optional guide hose prevents pollution of the working place

Technical Data

Spiral diameter	8 mm
Working area diameter	20–50 mm
Working area Length	7.5 m



Set (No. 100002299) includes: ROSPIMATIC CL set incl. spiral 8 mm × 7.5 m with bulb head (No. 72413), spiral 8 mm × 7.5 m with coupling (No. 72425), cross-blade auger (No. 72765) and separating key (No. 72102)

Set (No. 72942) includes: blade cutter (No. 72764), cross-blade cutter (No. 72765), ball head cutter (No. 72766), separating pin (No. 72102)

Model

Model	Weight	PU	No.
ROSPIMATIC CL spiral 8 mm, bulb auger	3.900 kg	1	100002298
ROSPIMATIC CL set spiral, cross-blade-auger	6.200 kg	1	100002299
Spiral 8 mm, wire 2 mm, length 7.5 m, type C1-IC, with core, with bulb auger, for ROSPI 8	2.160 kg	1	72413
Spiral 8 mm, length 7.5 m, with core, with bulb auger	2.200 kg	1	72425
Tool set 8 mm, 4 pieces	0.100 kg	1	72942

R 550

Drain cleaning machine for pipe Ø 20–100 mm

Reliable, high-performance drain cleaning machine with a variety of general purpose maintenance uses

Especially light, compact and handy design: Ideal for the universal service use by pipe obstructions in connecting pipes from wash basins, toilets, sewage pipes, floor drains and roof drainage



Application Benefits

- Extremely light
- Direct attachment of 16 mm spirals
- Maximum working length 40 m, with Ø 16 mm S-spiral

Technical Data

Input power	440 W
Frequency	50 Hz
Voltage	230 V
Spiral diameter	16 mm
Working area diameter	20–100 mm
Working area Length	40 m
Speed	583 U / min

Model	Weight	PU	No.
R 550 with guide hose	16.000 kg	1	72686
R 550 with spiral & tool set, 16 mm	25.000 kg	1	079890X

Tool sets starting on page 269

R 600

Drain cleaning machine for pipe Ø 20–150 mm

For installation and maintenance work in hospitals and municipal facilities

Universal use both indoors and outdoors: The powerful motor works reliably even against stubborn obstructions. A wide range of accessories is available



Application Benefits

- Direct up take of 16 mm and 22 mm spirals
- Optional Ø 8 and 10 mm with adaptor magazine possible
- Maximum working length 50 m with Ø 16 mm S-spirals
- Maximum working length 60 m with Ø 22 mm S-spirals

Technical Data

Input power	690 W
Frequency	50 Hz
Voltage	230 V
Spiral diameter	8–22 mm
Working area diameter	20–150 mm
Working area Length	60 m
Speed	467 U / min

Model	Weight	PU	No.
R 600 with guide hose	20.900 kg	1	72687
R 600 with guide hose, UK	23.500 kg	1	72869

Tool sets starting on page 269

R 600 VarioClean

Drain cleaning machine for pipe Ø 20–150 mm

For working in service areas, hospitals and non-municipal facilities, especially in areas without power supply.

Ideal for plumbers, janitors and pipe cleaners for the effective and flexible removal of blockages in sewage pipes up to 150 mm in diameter. Particularly suitable for use in areas without power supply.

Application Benefits

- CAS-battery / AMPShare-battery system: For wireless working and increased electrical safety
- VarioClean Electronic: Three speed levels for unblocking, cleaning and clean spinning. Optimal adaptation possibilities to the type of blockage
- Suitable for indoor and outdoor use
- Compact design and low weight



Technical Data

Voltage	230 V
Spiral diameter	8–22 mm
Working area diameter	4/5–6"
Working area diameter	20–150 mm
Working area Length	60 m
Battery number	1 Piece
Battery system	Rechargeable
System battery	CAS or AMPShare
Type battery	Li-HD or ProCORE
Capacity battery	8 Ah
VarioClean speed levels	427 / 527 / 614 rpm

VarioClean-Electronic

Optimum adaptation to the type of blockage for faster work progress

LED site light

Perfect illumination of the work area

Versatile application

70 tools with 5 different types of spirals

Spiral holder / Spiral separator

Safe insert and separation of new spiral segments

Multigrip Center-Lock clamping system

For spiral sizes 16 and 22 mm. Automatic adaption to all sizes

18 V battery system

Powerful 18V battery for a running time up to 50 minutes

Brushless Motor

For wear-free work and longer machine life



Model	Weight	PU	AMPShare-No.	CAS-No.
R 600 VarioClean baretool	13.000 kg	1	1000004138	1000003345
R 600 VarioClean with DuraFlex SMK spirals 16–22 mm, 8 Ah battery, charger	50.700 kg	1	1000004139	1000003346
R 600 VarioClean with 8 Ah battery, charger	18.700 kg	1		1000003372

For spare spirals see page 271

R 650

Drain cleaning machine for pipe Ø 20–150 mm

For professional mobile drain cleaning. Compact, robust and powerful, even by the toughest pipe obstructions

Perfectly suited for rough use and in extreme working conditions: Quiet operation and powerful cleaning action, even when cutting through roots or grinding out cement and lime deposits



Application Benefits

- Double motor performance (cp. R 600)
- Flexible with drive lever that can be fitted on the side
- Direct up take of 22 mm and 16 mm spirals
- Optional Ø 8 and 10 mm with adaptor magazine possible
- Maximum working length 65 m, with Ø 22 mm S-spiral

Technical Data

Input power	1,350 W
Frequency	50 Hz
Voltage	230 V
Spiral diameter	8–22 mm
Working area diameter	20–150 mm
Working area Length	65 m
Speed	623 rpm



Model	Weight	PU	No.
R 650 inclusive tool set, EU	51.500 kg	1	72680
R 650 with guide hose	22.800 kg	1	72688

Tool sets starting on page 269

R 750

Drain cleaning machine for pipe Ø 20–200 mm

For professional mobile drain cleaning. Compact, robust and powerful, even by the toughest pipe obstructions

Perfectly suited for the cleaning of domestic connections and main pipes: Quiet operation and powerful cleaning action. Usable for such as chain spinning, grinding and cutting roots



Application Benefits

- Drive lever can be rotated (180°), locked and used as a handle for easy wheeling
- Direct up take of 32 mm and 22 mm
- Optional Ø 16 mm with clutch jaw possible
- Maximum working length 80 m, with Ø 32 mm S-spirals

Technical Data

Input power	1,400 W
Voltage	230 V
Spiral diameter	16–32 mm
Working area diameter	20–200 mm
Working area Length	80 m
Speed	467 rpm



Model	Weight	PU	No.
R 750 with guide hose	33.500 kg	1	72689
R 750 without guide hose	33.500 kg	1	72910

Tool sets starting on page 269

RODRUM S

Drum drain cleaning machine with automatic spiral feed.
For pipes from Ø 40–100 mm. Perfectly suited for use in public and commercial buildings

- Compact construction: Ideal for service deployment to unblock pipes in connecting pipes of wash basins, toilets, drainage pipes, floor drainage
- On retraction the dirty spiral moves back into the spiral drum. Due to its clean and discrete operation, the machine is best suited for SHK-companies and their services in private houses, hospitals and clinics, gastronomy and hotels, facility Management and public buildings

Interchangeable drum

Fast change between Ø 10 mm and 13 mm spirals, easy to carry



Rubber feet

No damage to the floor

Application Benefits

- Clean and discreet use
- Easy handling due to automatic spiral feeding and retrieving
- New feeding unit for direct pressure relief by release of the feeding handle
- Machine works with Ø 10 and 13 mm spirals
- **Flexible use:**
Drum interchangeable for different pipe diameters
- **Easy to use:**
Feeding and pressure relief with single handle
- **Clean:**
Spiral in detachable drum

Technical Data

Spiral diameter	10–13 mm
Working area diameter	40–100 mm

Spiral protection

Fast tension relief from the spiral to prevent damage just by releasing the lever

Cleanout slots and drain plug

Easy and fast cleaning of the drum

2-in-1 feeding unit

Suitable for Ø 10 mm and Ø 13 mm spirals

Cleaning of floor drain with 13 mm spiral



Set (No. 1000001256) includes: RODRUM S 10, guide hose (No. 1300002581), spiral guide gloves (No. 1500000439)

Set (No. 1000001257) includes: RODRUM S 13, spiral guide gloves (No. 1500000439), chain spinning head (No. 072185F), cross blade cutter (No. 72176), forked cutter (No.72164), bulb auger (No. 72163), retrieving auger (No. 72162), straight auger (No.72161), separating pin (No.72100), guide hose (No.1300002581), ROCASE (No. 1300003334) with inlay (No. 1300003372)

Set (No. 1000001308) includes: chain spinning head (No. 072185F), cross blade cutter (No.72176), forked cutter (No.72164), bulb auger (No. 72163), retrieving auger (No. 72162), straight auger (No. 72161), separating pin (No.72100), ROCASE (No. 1300003334) with inlay (No. 1300003372)

Model	Weight	PU	No.
RODRUM S 13 with tool set, EU	25.700 kg	1	1000001257
RODRUM S 10 EU	18.900 kg	1	1000001256
Spiral 13 mm × 15 m with reinforced wire	10.400 kg	1	72016

Accessories	Weight	PU	No.
RODRUM S 10 Drum	5.500 kg	1	1000001275
RODRUM S 13 Drum	11.400 kg	1	1000001276
Tool kit 16 mm	5.500 kg	1	1000001308

Spirals, Drain cleaning tools on page 271

RODRUM VarioClean

The RODRUM VarioClean is a compact drum machine for removing blockages in pipes from 40–100 mm diameter.

Through its clean and discrete work it is ideally suited for sanitary businesses, janitors, drain cleaners or for use in households, catering and hotels or public buildings because the dirty spiral moves into the drum during the return.

For the removal of blockages in sewage pipes of 40–100 mm in diameter. 10 mm spiral for pipe diameters from 40–70 mm
13 mm spiral for pipe diameters from 50–100 mm

Application Benefits

- CAS-battery / Amp Share-battery system: For wireless working and increased electrical safety
- VarioClean Electronic: Three speed levels for unblocking, cleaning and clean spinning. Optimal adaptation possibilities to the type of blockage
- VarioClean Electronic: Prevents the drum from running on for a long time
- DuraFlex spirals: Especially flexible spirals with galvanisation. Optimized for the usage with the battery-powered RODRUM VarioClean



Technical Data

Voltage	230 V
Spiral diameter	10–13 mm
Working area diameter	15–40"
Working area diameter	40–100 mm
Working area Length	15 m
Battery number	1 Piece
Battery type	Rechargeable
System battery	CAS or AMPShare
Type battery	Li-HD or ProCORE
Capacity battery	8 Ah
VarioClean speed levels	275 / 340 / 395 rpm

VarioClean-Elektronik

Optimum adaptation to the type of blockage for faster work progress

Brushless Motor

For wear-free work and longer machine life

18V battery system

Powerful 18V battery for a running time up to 50 minutes

Pneumatic foot switch

For hands free safe working



LED site light

Perfect illumination of the work area

Spiral protection

Fastest possible relief of the spiral by simply releasing the the handle of the feeding unit

2 in 1 feeding unit

Suitable for Ø 10 mm and Ø 13 mm spirals

Interchangeable drum

Quick change between 10 mm or 13 mm spirals and easy transport

Mount for tripod

Optimum working height for cleaning WC and washbasin sink drains

Model	Weight	PU	AMPShare-No.	CAS-No.
RODRUM VarioClean with DuraFlex spirals 13–15 mm	21.800 kg	1	1000004143	1000003347
RODRUM VarioClean with DuraFlex SMK spirals 16–22 mm, 8 Ah battery, charger	29.000 kg	1	1000004144	1000003348
RODRUM VarioClean with DuraFlex spirals 13–15 mm, 8 Ah battery, charger	26.600 kg	1	1000004145	1000003371

Accessories	Weight	PU	No.
DuraFlex spiral drum, 13 mm / 15 m	12.500 kg	1	1500003708
DuraFlex spiral 13 mm / 15 m	10.000 kg	1	1500003706
DuraFlex spiral 10 mm / 10 m	4.000 kg	1	1500003707

For spare spirals see page 271

RODRUM M

Drum drain cleaning machine with automatic spiral feed. For pipes from Ø 70–125 mm. Perfectly suited for use in public and commercial buildings as well as house connection pipes

- RODRUM M is a drum drain cleaning machine with automatic spiral feed for removal of blockages in pipes from Ø 70–250 mm.
- Due to the interchangeable drums the machine can be adapted to different pipe diameters quickly without usage of any tools.
- The dirty spiral runs back into the drum and keeps the surrounding free of dirt.
- The clean and discrete way of working is ideal for Plumbers, facility managers, drain cleaners for jobs in private households, as well as public buildings like hotels or restaurants.

Interchangeable drum

Fast change between Ø 13–16 mm spirals

3-in-1 feeding unit

No retrofitting necessary for different spiral diameters



Application Benefits

- Interchangeable drums for quick and easy adaption to different pipe diameters without use of any tool
- Clean and discreet use
- Easy handling due to automatic spiral feeding and retrieving
- Spiral protection due to direct pressure relief by release of the lever
- Machine works with Ø 13, 16, 20 mm spirals

Technical Data

Input power	620 W
Spiral diameter	13–16 mm
Working area diameter	70–125 mm
Working area Length	15 m
Speed	270 rpm

Model	Weight	PU	No.
RODRUM M 13 with tool set, EU	45.500 kg	1	1000001711
RODRUM M 16 with tool set, EU	50.200 kg	1	1000001712

RODRUM L

Drum drain cleaning machine with automatic spiral feed. For pipes from Ø 75–250 mm. Perfectly suited for use in public and commercial buildings as well as house connection pipes

- RODRUM L is a drum drain cleaning machine with automatic spiral feed for removal of blockages in pipes from Ø 75–250 mm.
- Due to the interchangeable drums the machine can be adapted to different pipe diameters quickly without usage of any tools.
- The dirty spiral runs back into the drum and keeps the surrounding free of dirt.
- The clean and discrete way of working is ideal for Plumbers, facility managers, drain cleaners for jobs in private households, as well as public buildings like hotels or restaurants.

Interchangeable drum

Fast change between Ø 16–20 mm spirals

3-in-1 feeding unit

No retrofitting necessary for different spiral diameters



Application Benefits

- Interchangeable drums for quick and easy adaption to different pipe diameters without use of any tool
- Clean and discreet use
- Easy handling due to automatic spiral feeding and retrieving
- Spiral protection due to direct pressure relief by release of the lever
- Machine works with Ø 13, 16, 20 mm spirals

Technical Data

Input power	620 W
Spiral diameter	16–20 mm
Working area diameter	75–250 mm
Working area Length	30 m
Speed	270 rpm

Model	Weight	PU	No.
RODRUM L 16 with tool set, EU	51.900 kg	1	1000001713
RODRUM L 20 with tool set, EU	68.000 kg	1	1000001714

Flushing and pipe cleaning

Pipe cleaning drums with spirals

RODRUM M and L drums

Spiral drums for quickly and easily extending the range or for adapting the working range of the RODRUM M and L drain cleaning machines to other pipe diameters

Application Benefits

- Quick-change system for simple adjustment of the machine to other pipe diameters
- Tool-less exchangeable for quick and easy machine retooling



No. 1000001730

No. 1000001728

Model	Weight	PU	No.
RODRUM drum M 13 incl. spiral 13 mm × 15 m	14.500 kg	1	1000001727
RODRUM drum M 16 incl. spiral 16 mm × 15 m	19.000 kg	1	1000001728
RODRUM drum L 16 incl. 2 × spiral 16 mm × 15 m	38.700 kg	1	1000001729
RODRUM drum L 20 incl. spiral 20 mm × 20 m	36.800 kg	1	1000001730

Accessories	Weight	No.	Accessories	Weight	No.
Straight auger, 20 mm ¹	0.320 kg	1500002253	Forked cutter 80, 20 mm ¹	0.150 kg	1500002263
Funnel auger, 20 mm ¹	0.550 kg	1500002254	Forked cutter 100, 20 mm ¹	0.200 kg	1500002264
Bulb auger, 20 mm ¹	0.400 kg	1500002255	Two-way root cutter 65, 20 mm ¹	0.390 kg	1500002265
Retrieving auger, 20 mm ¹	0.120 kg	1500002256	Two-way root cutter 90, 20 mm ¹	0.460 kg	1500002266
Peak-head auger, 20 mm ¹	0.400 kg	1500002257	Adaptor, square-coupling to 22 mm T-coupling	0.250 kg	1500002267
Cross-blade cutter 50, 20 mm ¹	0.160 kg	1500002258	Spiral 13 × 15 with inner core	10.800 kg	1500002271
Cross-blade cutter 65, 20 mm ¹	0.230 kg	1500002259	Spiral 16 × 15 with inner core	15.500 kg	72918
Cross-blade cutter 90, 20 mm ¹	0.390 kg	1500002260	Spiral 20 × 20 with inner core	33.500 kg	1500002268
Chain-spinning head 4 chains, 20 mm ¹	0.300 kg	1500002261	RODRUM tool kit 16 mm		1000001731
Forked cutter 60, 20 mm ¹	0.100 kg	1500002262	RODRUM tool kit 20 mm		1000001732

1) All 20 mm augers with square coupling



No. 1000001731



No. 1000001732

Set (No. 1000001731) includes:
 ROCASE (No. 1300003334) with inlay (No. 1300003372), chain-spinning head (No. 072185F), cross-blade cutter (No. 72176), forked cutter (No. 72164), bulb auger (No. 72163), retrieving auger (No. 72162), straight auger (No. 72161), separating key (No. 72100)

Set (No. 1000001732) includes:
 ROCASE (No. 1300003334) with inlay (No. 1300003372), bulb auger (No. 1500002255), cross-blade cutter (No. 1500002259), forked cutter (No. 1500002263), separating key (No. 72101)

Loading device



Easy transport due to stair capable chassis



Cleaning of a down pipe with 16 mm spiral



R 550 clutch jaws

Replacement clamping jaws for pipe cleaning machine R 550

The internal spiral clamping device can be renewed with the clamping jaw set



No. 72538

No. 72536

Model	Weight	PU	No.
Clutch jaw for R 550, for spiral 16 mm	0.100 kg	1	72536
Clutch jaw for R 550, for spiral 16 mm	0.100 kg	1	72538

R 750 clutch jaws

Replacement clamping jaws for pipe cleaning machine R 750 for working with 32 mm pipe cleaning spirals

The internal spiral clamping device can be renewed with the clamping jaw set



Model	Weight	PU	No.
Clutch jaws for R 750, 22–32 mm	0.400 kg	1	72563

R 80 / 100 clutch jaws

Replacement clamping jaws for pipe cleaning machine R 80 / R 100

The internal spiral clamping device can be renewed with the clamping jaw set



Model	Weight	PU	No.
Clutch jaws for spiral 22 mm	0.400 kg	1	72561
Clutch jaws for spiral 32 mm	0.300 kg	1	72562

R 600 / 650 clutch jaws

Replacement clamping jaws for pipe cleaning machine R 600 / R 650 for working with 16 and 22 mm spirals

The internal spiral clamping device can be renewed with the clamping jaw set



No. 72666

No. 72638

Model	Weight	PU	No.
Clutch jaws for R 600 / 650, 16–22 mm	0.300 kg	1	72638
Clutch jaws for R 600 / 650, 16–22 mm	0.300 kg	1	72666

Adaptor magazine for R 600 / 650

Application Benefits

- Clean, safe storage of 8 and 10 mm spirals
- Impact-resistant container with clutch jaws and precision clutch



No. 72514, No. 72515

Model	Weight	PU	No.
Adaptor magazine for R 600 / 650, for spiral 10 mm, spiral-length 10 m	1.800 kg	1	72515
Adaptor magazine for R 600 / 650, for spiral 8 mm, spiral-length 10 m	1.800 kg	1	72514

Collet for R 750

Clutch jaw for the use of 16 mm spirals with the R 750 pipe cleaning machine

For converting the R 750 pipe cleaning machine to use 16 mm spirals



Model	Weight	PU	No.
Collet for R 750, for spiral 16 mm	0.300 kg	1	72915

Spiral guide hose for R 750 / 80 / 100 SP / R 140 B

Application Benefits

- Prevents contamination and damage



Model	Weight	PU	No.
Spiral guide hose for R 750, for spiral 32 mm, spiral-length 4 m	4.100 kg	1	72559

Spiral guide hose for R 600 / 650

Application Benefits

- Prevents contamination and damage



Model	Weight	PU	No.
Spiral guide hose for R 600/650, for spiral 22 mm, spiral-length 4 m	2.800 kg	1	72541

Spiral guide hose for R 550

Application Benefits

- Prevents contamination and damage



Model	Weight	PU	No.
Spiral guide hose for R 550/RODRUM S, for spiral 16 mm, spiral-length 2 m	1.100 kg	1	72540

Tripod stand

Tripod base for pipe cleaning machines R 550, R 600, R 650, and R 750. Additionally also for the spiral return device

Application Benefits

- Collapsible and galvanised
- Provides an ideal working height of the drain cleaning machine, for example: inspection holes in downpipes
- Spiral retrieving device



Model	Weight	PU	No.
Tripartine	3.000 kg	1	58182

11

Spiral retrieving device

Application Benefits

- Safe forward / backward transport of spirals in drop lines
- Suitable for all open wound spirals with Ø 22 mm and 32 mm
- Can also be used as a feed unit for difficult blockages
- Can be used without any problems as an attachment for third-party products
- With water connection (2 connection fittings 1")
- Mount for tripod base



Model	Weight	PU	No.
Spiral retrieving device	3.700 kg	1	72135

Telescoping guide tubes

Telescoping guide tube for kink-free insertion of pipe cleaning spirals up to 22 mm diameter in manholes

For use with pipe and sewer cleaning machines on manholes to safely guide spirals up to 22 mm into the pipeline

Application Benefits

- No twisting: For safe spiral guidance in manholes and manhole covers



Model	Weight	PU	No.
Telescoping guide tube for spirals Ø 16–22 mm, extended length 1,4–2,3 m, 3.000 kg 2 pieces		1	72130

ROWONAL care and rust remover

Application Benefits

- For cleaning, preservation and protection of spirals, couplings and tools
- For cleaning, rust-removal



Model	Weight	PU	No.
ROWONAL Spray can, 0.2l	0.220 kg	1	72142
ROWONAL Plastic canister, 5l	5.100 kg	1	72140

Spiral guide gloves

Application Benefits

- Safe handling and guiding of pipe cleaning spirals



No. 1500000439

No. 72120 / 72121

Model	Weight	PU	No.
Guide glove pair, rubber	0.160 kg	1	1500000439
Guide gloves right, leather	0.190 kg	1	72121
Guide gloves left, leather	0.190 kg	1	72120

Separating pin

Application Benefits

- Fast and uncomplicated uncoupling of pipe cleaning spirals and tools



Model	Weight	PU	No.
Separating pin for spirals and tools with Ø 8 mm	0.010 kg	1	72102
Separating pin for spirals and tools with Ø 16 mm	0.010 kg	1	72100
Separating pin for spirals and tools with Ø 22 and 32 mm	0.030 kg	1	72101

Spiral baskets

Application Benefits

- Safe storage combined with convenient transport
- Perfectly suited for cleaning and preservation



Model	Weight	PU	No.
For spirals with Ø 16 mm	1.300 kg	1	72110
For spirals with Ø 22–32 mm	2.300 kg	1	72111
For spirals with Ø 22 mm	1.600 kg	1	72112

ROTHENBERGER high-performance drain cleaning spirals

For the toughest demands during continuous operation

Application Benefits

- **Bevelled lead-ins on the T-groove coupling**
- Quick, trouble-free coupling even when wearing gloves
- **For the toughest demands even during continuous operation.** Different wire gauge can be chosen depending on use, high material characteristics, perfected production process
- **Maximum spring tension with high elasticity and flexibility.** Specially hardening process

- **Optimum high torque transmission.** Tightly wound spiral with short pitch
- **Increased spiral tension when machine turns clockwise and depending on the resistance of the obstruction.** Professional left-handed wound spiral

Technical data

- Manufactured from quality spring steel, type C DIN EN 10270-1 Material No. 11200
- Specially hardened and tempered
- Safety T-groove coupling system with NIROSTA- pressure pin locking mechanism
- Spring mounted NIROSTA pressure pin with NIROSTA spring

ROTHENBERGER lockring

With locking



Coupling with 100% surface pressure

Self locking connection of spiral and coupling: With increased stress on the spiral, the torque pressure on the spiral end is increased and is transferred with 100% surface coverage onto the coupling.

Sufficient connecting coil

Spare couplings can be mounted easily



Various wire gauges

Flexible, depending on use

ROPOWER profile cable

Additional cleaning effect with the squared profile



Plastic core

Spiral won't clog with dirt

Insertion taper

Simple coupling of spirals and tools



T-groove made of Nirosta steel

Long lasting and high functional safety with the high-quality coupling design



Spiral/type	Short distance many bends	Long distance straight run	No clogging of the spiral with dirt	Additional cleaning power
Standard spiral	●	○	○	○
SMK-spiral	●	○	●	○
DuraFlex spiral	●●	○	●	○
S-spiral	○	●	○	○
S-SMK-spiral	○	●	●	○
ROPOWER profile	○	●	●	●

● suitable ○ unsuitable

ROPOWER profile cable

Spiral with special galvanized wire shape



Application Benefits

- Squared spiral wire profile (DIN EN 10270-1) Additional cleaning effect on pipe wall
- Plastic core: No clogging of the spiral with dirt
- Especially suitable for working over long distances



Profile edge

50% more cleaning power when used with the spiral tools

Model	Weight	PU	No.
Spiral ROPower, 16 mm (5/8"), length 2.3 m	1.300 kg	1	72490

SMK-spirals

Application Benefits



- Flexible spiral, for cleaning jobs with short distances with a succession of pipe bends
- Additional protection of the spiral from clogging with the plastic core



Model	Weight	PU	No.
Spiral SMK, 16 mm (5/8"), length 2.3 m, wire 3 mm, R/K C 8	1.240 kg	1	72433
Spiral SMK, 22 mm (7/8"), length 4.5 m, wire 4.5 mm, R/K C 10	4.640 kg	1	72442
Spiral SMK, 32 mm (1.1/4"), length 4.5 m, wire 5 mm, R/K C 11	7.630 kg	1	72452

S-SMK-spirals

Application Benefits



- Very stable spiral with increased wire diameter for long distances and less bends
- High rigidity, suitable for demanding work, such as root cutting, milling
- Additional protection of the spiral from clogging with the plastic core



Model	Weight	PU	No.
Spiral S-SMK, 16 mm (5/8"), length 2.3 m, wire 3.5 mm, R/K E 8	1.300 kg	1	72435
Spiral S-SMK, 22 mm (7/8"), length 4.5 m, wire 5 mm, R/K E 10	4.780 kg	1	72444
Spiral S-SMK, 32 mm (1.1/4"), length 4.5 m, wire 6 mm, R/K E 11	7.850 kg	1	72455

Standard spirals

Application Benefits



- Flexible spiral, for cleaning jobs with short distances with a succession of pipe bends



Model	Weight	PU	No.
Spiral standard, 16 mm (5/8"), length 2.3 m, wire 3 mm, R/K C 8	1.050 kg	1	72431
Spiral standard, 22 mm (7/8"), length 4.5 m, wire 4,5 mm, R/K C 10	3.980 kg	1	72441
Spiral standard, 32 mm (1.1/4"), length 4.5 m, wire 5 mm, R/K C 11	6.290 kg	1	72451

S-spirals

Application Benefits



- Very stable spiral with increased wire diameter for long distances and less bends
- High rigidity, suitable for demanding work, such as root cutting, milling



Model	Weight	PU	No.
Spiral S, 16 mm (5/8"), length 2.3 m, wire 3,5 mm, R/K E 8	3.000 kg	1	72428
Spiral S, 22 mm (7/8"), length 4.5 m, wire 5 mm, R/K E 10	4.180 kg	1	72443
Spiral S, 32 mm (1.1/4"), length 4.5 m, wire 6 mm, R/K E 10	6.500 kg	1	72453

DuraFlex spirals

Application Benefits



- Very light and flexible spirals, optimal for use with the battery-operated R600 VarioClean
- Zinc plating for extended service life



Model	Weight	PU	No.
DuraFlex spiral, SMK, 16 mm (5/8"), length 2.3 m	0.800 kg	1	1500003703
DuraFlex spiral, SMK, 22 mm (7/8"), length 4.5 m	3.800 kg	1	1500003704

Drain cleaning tools

Examples of use

Tool expertise from ROTHENBERGER

Application areas for ROTHENBERGER high-performance drain cleaning tools with T-groove secure couplings

Suitable for all ROTHENBERGER drain cleaning spirals with $\varnothing 16\text{ mm}-5/8''$; $\varnothing 22\text{ mm}-7/8''$; $\varnothing 32\text{ mm}-1.1/4''$

See the following pages for more information on professional tools in various versions and dimensions for loosening obstructions and cleaning drains.

Bulb auger

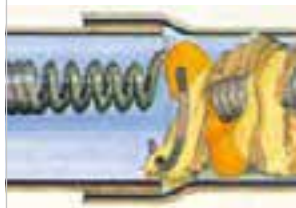
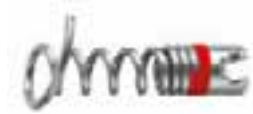


The most common tool for cleaning pipes and drains with tight or multiple bends



Retrieving auger

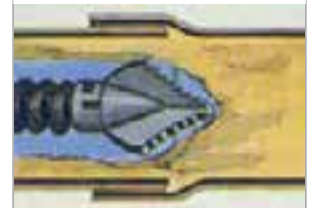
Special tool for retrieving objects from the pipe, e.g. textiles, spirals or tools



Cross-blade cutter, serrated




Special tool for opening up solidified pipe obstructions



Funnel auger

Tool for removing, opening or retrieving obstructions caused by, e.g. textiles



Chain-spinning head

For concrete, cast iron and ceramic pipes. Intensive action.



Spade head cutter

Ideally suited for slit or sludge deposits in pipes, and as a follow-up tool



Carbide-tipped cutters

This carbide-tipped tool is used to remove the hardest obstructions such as cement, urine and water scale etc.



Spiral sawtooth cutter

Special tool for chopping up small roots and other material that have become caught in the pipe



Two-way root cutter

Special tool for cutting roots in both directions. Also suitable for solid materials



Bulb auger long

Application Benefits

- With the longer, more flexible range the bulb auger is considerably more flexible in curves. Pipe from Ø 40 mm



Model	Weight	PU	No.
Bulb auger long, coupling 16 mm (5/8"), working range 40–75 mm	0.220 kg	1	72158
Bulb auger long, coupling 22 mm (7/8"), working range 50–100 mm	0.464 kg	1	72208

Straight auger

Application Benefits

- Standard tool for investigating the nature of an obstruction
- For piercing or drilling through obstructions caused by textiles, paper, cellulose materials, kitchen refuse etc.
- For removing samples to determine a suitable clearing tool



Model	Weight	PU	No.
Straight auger coupling 16 mm (5/8"), working range 40–75 mm	0.060 kg	1	72161
Straight auger coupling 22 mm (7/8"), working range 75–100 mm	0.170 kg	1	72221
Straight auger coupling 32 mm (1.1/4"), working range 100–250 mm	0.350 kg	1	72321

Funnel auger

Application Benefits

- For removing or opening up obstructions caused by textiles or paper
- Large grasping ability can also be used to retrieve spirals from drains



Model	Weight	PU	No.
Funnel auger coupling 16 mm (5/8"), working range 50–100 mm	0.080 kg	1	72165
Funnel auger coupling 22 mm (7/8"), working range 110–150 mm	0.280 kg	1	72222
Funnel auger coupling 32 mm (1.1/4"), working range 100–250 mm	0.500 kg	1	72322

Bulb auger short

Application Benefits

- Suitable for tight pipe bends
- Standard, highly flexible tool for clearing light textile and paper obstructions



Model	Weight	PU	No.
Bulb Auger short, coupling 16 mm (5/8"), working range 40–75 mm	0.070 kg	1	72163
Bulb Auger short, coupling 22 mm (7/8"), working range 75–100 mm	0.220 kg	1	72263
Bulb Auger short, coupling 32 mm (1.1/4"), working range 75–250 mm	0.490 kg	1	72363

Retrieving auger

Application Benefits

- Special tool designed with a claw for retrieving textiles, tools, spirals etc



Model	Weight	PU	No.
Retrieving auger coupling 16 mm (5/8"), working range 50–75 mm	0.035 kg	1	72162
Retrieving auger coupling 22 mm (7/8"), working range 75–150 mm	0.110 kg	1	72203
Retrieving auger coupling 32 mm (1.1/4"), working range 75–250 mm	0.240 kg	1	72325

Drop-head auger

Application Benefits

- Ideal for particularly tight pipe bends, branches and small-diameter drain downpipes



Model	Weight	PU	No.
Drop-head auger coupling 16 mm (5/8"), working range 50–75 mm	0.060 kg	1	72159
Drop-head auger coupling 22 mm (7/8"), working range 60–100 mm	0.180 kg	1	72264

Four-blade cutter

Application Benefits

- For cutting through and removing tough obstructions
- For the removal of sludge deposits
- Ideal with S-spirals



Model	Weight	PU	No.
Coupling 16 mm (5/8"), working range 50–75 mm	0.030 kg	1	72154
Coupling 16 mm (5/8"), working range 50–75 mm	0.020 kg	1	72164

Spade head cutter

Application Benefits

- Curved special tool for silt and sludge deposits



Model	Weight	PU	No.
Coupling 22 mm (7/8"), working range 100–150 mm	0.150 kg	1	72261
Coupling 32 mm (1.1/4"), working range 100–150 mm	0.250 kg	1	72360

Grease cutter

Application Benefits

- Standard tool for removing grease and other soft deposits, e. g. soap accumulations



Model	Weight	PU	No.
Coupling 16 mm (5/8"), working range 40–75 mm	0.030 kg	1	72169
Coupling 16 mm (5/8"), working range 50–75 mm	0.040 kg	1	72170
Coupling 16 mm (5/8"), working range 60–100 mm	0.050 kg	1	72171
Coupling 22 mm (7/8"), working range 60–125 mm	0.080 kg	1	72234

Spiral sawtooth cutter

Application Benefits

- Special tool for chopping up small roots, branches and other materials
- Not suitable for plastic pipes!



Model	Weight	PU	No.
Coupling 16 mm (5/8"), working range 50–75 mm	0.040 kg	1	72166
Coupling 22 mm (7/8"), working range 75–100 mm	0.100 kg	1	72229
Coupling 32 mm (1.1/4"), working range 75–100 mm	0.210 kg	1	72329

Cross-blade cutter, serrated

Application Benefits

- Powerful combination tool for grinding up and removing solidified obstructions
- For coarse removal of incrustations
- As preparatory tool for chain spinning

Model	Weight	PU	No.
Coupling 16 mm (5/8"), working range 50–75 mm	0.040 kg	1	72176
Coupling 16 mm (5/8"), working range 50–75 mm	0.030 kg	1	72175
Coupling 16 mm (5/8"), working range 75–100 mm	0.065 kg	1	72177
Coupling 16 mm (5/8"), working range 100–125 mm	0.080 kg	1	72178

- Used for textile or sludge obstructions!
- Hardened, break-proof, spring steel blades!
- Recommended for use with S or SMK-spirals!



Model	Weight	PU	No.
Coupling 22 mm (7/8"), working range 100–125 mm	0.090 kg	1	72275
Coupling 22 mm (7/8"), working range 100–150 mm	0.190 kg	1	72276
Coupling 22 mm (7/8"), working range 100–150 mm	0.220 kg	1	72277

Chain-spinning heads

Without ring, with smooth chain

Application Benefits

- For cleaning greasy and incrustated pipes
- Surface-preserving cleaning of ceramic and plastic pipes
- Without ring: improved manoeuvrability in bends



No. 72284



Improved mobility!

Model	Weight	PU	No.
Without ring, with 2 chains			
Coupling 16 mm (5/8"), working range 50–125 mm	0.120 kg	1	072185F
Coupling 16 mm (5/8"), working range 100–125 mm	0.160 kg	1	72185
Coupling 22 mm (7/8"), working range 100–150 mm	0.530 kg	1	72184
Without ring, with 4 chains			
Coupling 16 mm (5/8"), working range 60–125 mm	0.270 kg	1	72187
Coupling 22 mm (7/8"), working range 80–130 mm	0.710 kg	1	72289




No. 72289

Chain-spinning heads with spikes

Application Benefits

- Intensive cleaning action
- Ideal for concrete and cast iron pipes
- Reduces the risk of renewed obstructions
- Perfectly suitable for down pipes
- **With ring:**
for better centering in horizontal pipe runs
- **Without ring:**
Improved mobility in bends



No. 72286



Ideal for final cleaning!

Chain-spinning heads with ring and spikes

Model	Weight	PU	No.
Chain-spinning head with ring, with spikes, with 4 chains, coupling 22 mm (7/8"), working range 100–125 mm	1.060 kg	1	72285
Chain-spinning head with ring, with spikes, with 4 chains, coupling 22 mm (7/8"), working range 100–150 mm	1.110 kg	1	72286
Chain-spinning head with ring, with spikes, with 4 chains, coupling 32 mm (1.1/4"), working range 100–125 mm	1.700 kg	1	72341

Better alignment in horizontal pipe position!

Without ring, with 2 or 4 chains and spikes

Model	Weight	PU	No.
Without ring, with 2 chains			
Chain-spinning head without ring, with spikes, with 2 chains, coupling 16 mm (5/8"), working range 50–125 mm	0.160 kg	1	72186
Chain-spinning head without ring, with spikes, with 2 chains, coupling 22 mm (7/8"), working range 100–150 mm	0.860 kg	1	72278
Without ring, with 4 chains			
Chain-spinning head without ring, with spikes, with 4 chains, coupling 16 mm (5/8"), working range 75–125 mm	0.280 kg	1	72188
Chain-spinning head without ring, with spikes, with 4 chains, coupling 22 mm (7/8"), working range 100–150 mm	0.880 kg	1	72299
Chain-spinning head without ring, with spikes, with 4 chains, coupling 32 mm (1.1/4"), working range 100–200 mm	1.460 kg	1	72348



No. 72278

Improved mobility!



No. 72188

Carbide-tipped cutter

Application Benefits

- Carbide-tipped cutters for the hardest obstructions and incrustations such as cement deposits, urine and water scale and other hard deposits
- Recommended for use with S- or SMK-spirals

Carbide-tipped cutters!



Model	Weight	PU	No.
Coupling 16 mm (5/8"), working range 40–75 mm	0.070 kg	1	72191
Coupling 16 mm (5/8"), working range 50–75 mm	0.080 kg	1	72193
Coupling 22 mm (7/8"), working range 60–100 mm	0.320 kg	1	72295

Two-way root cutter

Application Benefits

- With hardened spring steel cutter for chopping up roots in both directions
- Recommended for use with S- or SMK-spirals
- Not suitable for use with plastic pipes

Replaceable blades!



Model	Weight	PU	No.
Coupling 22 mm (7/8"), working range 100–125 mm	0.250 kg	1	72265
Coupling 22 mm (7/8"), working range 125–200 mm	0.290 kg	1	72266
Coupling 32 mm (1.1/4"), working range 100–125 mm	0.290 kg	1	72365
Coupling 32 mm (1.1/4"), working range 125–200 mm	0.330 kg	1	72366

Serrated forked cutter

Application Benefits

- Particularly suitable for sludge deposits and roots
- Hardened spring steel cutter with teeth on both sides, long service life




Model	Weight	PU	No.
Coupling 22 mm (7/8"), working range 100–150 mm	0.230 kg	1	72250
Coupling 22 mm (7/8"), working range 125–150 mm	0.240 kg	1	72251
Coupling 32 mm (1.1/4"), working range 120–200 mm	0.260 kg	1	72350
Coupling 32 mm (1.1/4"), working range 125–200 mm	0.240 kg	1	72351

Ball head cutter

Application Benefits

- Perfectly suited for use in pipes with hard incrustations such as lime, urine scale etc.
- Suitable for downpipes, its round shape ensures excellent curve mobility even at 90°



Model	Weight	PU	No.
4 Blades			
Coupl. 16 mm (5/8"), range 50–75 mm	0.042 kg	1	72168
Coupl. 16 mm (5/8"), range 50–75 mm	0.080 kg	1	72172
Coupl. 22 mm (7/8"), range 100–125 mm	0.198 kg	1	72223
Coupl. 22 mm (7/8"), range 100–150 mm	0.438 kg	1	72224
Coupl. 22 mm (7/8"), range 100–150 mm	0.634 kg	1	72226
Coupl. 32 mm (1.1/4"), range 100–125 mm	0.228 kg	1	72324
Coupl. 32 mm (1.1/4"), range 100–150 mm	0.468 kg	1	72326
8 Blades			
Coupl. 22 mm (7/8"), range 125–150 mm	1.025 kg	1	72227
Coupl. 22 mm (7/8"), range 125–150 mm	1.225 kg	1	72228
Coupl. 32 mm (1.1/4"), range 125–200 mm	1.108 kg	1	72327
Coupl. 32 mm (1.1/4"), range 150–200 mm	1.256 kg	1	72328

Tool set L, 16 mm, for R 550 / 600 / 650

Ø 16 mm, 10 pieces



Set (No. 72936) includes: ROCASE (No. 1300003334) with inlay (No. 1300003372), separating key 16 mm (No. 72100), retrieving auger 16 mm (No. 72162), bulb auger 16 mm (No. 72163), serrated forked cutter 16 mm (No. 72164), blade cutter 16/25 mm (No. 72169), cross-blade cutter 16/45 mm (No. 72177), chain-spinning head 16 mm with 2 smooth chains (No. 72185), guide gloves, left/ right (No. 1500000439), ROWONAL spiral spray (No. 72142)

Model	Weight	PU	No.
Tool set L, 16 mm, for R 550/600/650	1.775 kg	1	72936

Tool set S, 16 mm, for R 550 / 600 / 650

Ø 16 mm, 5-pieces




Set (No. 72937) includes: separating pin 16 mm (No. 72100), straight auger 16 mm (No. 72161), bulb auger 16 mm (No. 72163), blade cutter 16 mm (No. 72169), cross-blade cutter 16 mm (No. 72175)

Model	Weight	PU	No.
Tool set S, 16 mm, for R 550/600/650	0.210 kg	1	72937

Tool set L, 22 mm, for R 600 / 650 / 750

Ø 22 mm, 11 pieces



Set (No. 72938) includes: ROCASE (No. 1300003334) with inlay (No. 1300003372), separating key 22 mm (No. 72101), retrieving auger 16 mm (No. 72203), serrated forked cutter 22 mm (No. 72250), spade head cutter 22/65 mm (No. 72261), bulb auger 22 mm (No. 72263), two-way root cutter 22/65 mm (No. 72265), cross-blade cutter 22/65 mm (No. 72276), chain-spinning head 22 mm with 2 smooth chains (No. 72284), guide gloves, left/ right (No. 1500000439), ROWONAL spiral spray (No. 72142)

Model	Weight	PU	No.
Tool set L, 22 mm, for R 600/650/750	3.065 kg	1	72938

Tool set S, 22 mm, for R 600 / 650 / 750

Ø 22 mm, 6 pieces



Set (No. 72939) includes: separating pin 22 mm (No. 72101), straight auger 22 mm (No. 72221), serrated forked cutter 22 mm (No. 72250), spade head cutter 22 mm (No. 72261), bulb auger 22 mm (No. 72263), cross-blade cutter 22 mm (No. 72276)

Model	Weight	PU	No.
Tool set S, 22 mm, for R 600/650/750	1.050 kg	1	72939

Pipe cleaning cable kits

Spiral-tool set standard, 16 mm

Standard Ø 16 mm



Set (No. 072945X) includes: spiral basket 16 mm (No. 72110), 5 × 16 mm standard spirals (No. 72431), straight auger 16 mm (No. 72161), bulb auger 16 mm (No. 72163), blade cutter 16 / 25 mm (No. 72169), separating pin 16 mm (No. 72100), guide gloves, left / right (No. 1500000439), ROWONAL spiral spray (No. 72142), ROCASE (No. 1300003334) with inlay (No. 1300003372)

Model	Weight	PU	No.
Spiral-tool set standard, 16 mm	12.000 kg	1	072945X

Spiral-tool set standard, 16–22 mm

Standard Ø 16–22 mm



Set (No. 072956X) includes: spiral basket 16 mm (No. 72110), 5 × 16 mm standard spirals (No. 72431), straight auger 16 mm (No. 72161), bulb auger 16 mm (No. 72163), blade cutter 16 / 25 mm (No. 72169), separating pin 16 mm (No. 72100), spiral basket 22 mm (No. 72112), 5 × 22 mm standard spiral (No. 72441), straight auger 22 mm (No. 72221), bulb auger 22 mm (No. 72263), funnel auger 22 mm (No. 72222), spade head cutter 22 / 65 mm (No. 72261), serrated forked cutter 22 / 76 mm (No. 72250), separating pin 22 / 32 mm (No. 72101), guide gloves, left / right (No. 1500000439), ROWONAL spiral spray (No. 72142), ROCASE (No. 1300003334) with inlay (No. 1300003372)

Model	Weight	PU	No.
Spiral-tool set standard, 16–22 mm	38.000 kg	1	072956X

Spiral-tool set standard, 22 mm

Standard Ø 22 mm



Set (No. 072955X) includes: spiral basket 22 mm (No. 72112), 5 × 22 mm standard spirals (No. 72441), straight auger 22 mm (No. 72221), bulb auger 22 mm (No. 72263), funnel auger 22 mm (No. 72222), spade head cutter 22 / 65 mm (No. 72261), serrated forked cutter 22 / 76 mm (No. 72250), separating pin 22 / 32 mm (No. 72101), guide gloves, left / right (No. 1500000439), ROWONAL spiral spray (No. 72142), ROCASE (No. 1300003334) with inlay (No. 1300003372)

Model	Weight	PU	No.
Spiral-tool set standard, 22 mm	24.000 kg	1	072955X

Spiral-tool set standard, 32 mm

Standard Ø 32 mm



Set (No. 072962X) includes: spiral basket 32 mm (No. 72111), 5 × 32 mm standard spirals (No. 72451), straight auger 32 mm (No. 72321), retrieving auger 32 mm (No. 72325), funnel auger 32 mm (No. 72322), spade head cutter 32 / 65 mm (No. 72360), spiral sawtooth cutter 32 / 65 mm (No. 72329), separating pin 22 / 32 mm (No. 72101), guide gloves, left / right (No. 1500000439), ROWONAL spiral spray (No. 72142), ROCASE (No. 1300003334) with inlay (No. 1300003372)

Model	Weight	PU	No.
Spiral-tool set standard, 32 mm	37.000 kg	1	072962X

DuraFlex spiral and tool set

Standard Ø 16 / 22 mm



Set (No. 1500003705) includes: spiral basket 16 mm (No. 72110), 5 × 16 mm DuraFlex spirals (No. 1500003703), straight auger 16 mm (No. 72161), bulb auger 16 mm (No. 72163), blade cutter 16 / 25 mm (No. 72169), separating pin 16 mm (No. 72100), spiral basket 22 mm (No. 72112), 5 × 22 mm DuraFlex spirals (No. 1500003704), ROCASE (No. 1300003334) with inlay (No. 1300003372), straight auger 22 mm (No. 72221), bulb auger 22 mm (No. 72263), funnel auger 22 mm (No. 72222), spade head cutter 22 / 65 mm (No. 72261), serrated forked cutter 22 / 76 mm (No. 72250), separating pin 22 / 32 mm (No. 72101), guide gloves, left / right (No. 1500000439), ROWONAL spiral spray (No. 72142)

Model	Weight	PU	No.
DuraFlex SMK spiral and tool set, 16 / 22 mm	34.000 kg	1	1500003705

DuraFlex spirals

High-quality pipe cleaning spiral made of special DuraFlex steel for removing blockages in pipes.



Model	Weight	PU	No.
DuraFlex spiral drum 13 mm	12.500 kg	1	1500003708
DuraFlex spiral 13 mm	10.000 kg	1	1500003706
DuraFlex spiral 10 mm	4.000 kg	1	1500003707
Spiral DuraFlex, SMK, 16 mm (5/8"), length 2.3 m	0.800 kg	1	1500003703
Spiral DuraFlex, SMK, 22 mm (7/8"), length 4.5 m	3.800 kg	1	1500003704

Spirals 6 / 8 / 10 mm

For ROSPI H+E PLUS, ROSPI R 36 PLUS, ROSPIMATIC and adaptor magazine

Application Benefits

- Heavy duty spiral made out of special steel (DIN EN 10270-1) with integrated bulb auger (except No. 72421, 72423)
- Suitable for ROSPI H+E Plus, ROSPI 36 Plus, ROSPIMATIC as well as with adaptor R 600, R 550
- The wire diameter with an 8 mm spiral averages Ø 2 mm, and with 10 mm spirals Ø 2.5 mm
- Easy to use, even in tight bends, especially with 8 mm spirals also directly through sink strainers, crosses and drains without having to disassemble the drain or stretch tap



No. 72412



No. 72421 / No. 72423 with T-groove coupling

Model	Weight	PU	No.
Spiral 6.4 mm, wire 2 mm, length 4.5 m, without core, with bulb auger, for ROSPI 6	0.800 kg	1	72522
Spiral 8 mm, wire 2 mm, length 7.5 m, type C1, without core, with bulb auger, for ROSPI 8-36	1.800 kg	1	72412
Spiral 8 mm, wire 2 mm, length 7.5 m, type C1-IC, with core, with bulb auger, for ROSPI 8-36	2.300 kg	1	72413
Spiral 8 mm, wire 2 mm, length 10 m, without core, with bulb auger, for ROSPI 8-36	2.400 kg	1	72414
Spiral 8 mm, wire 2 mm, length 10 m, with core, with bulb auger, for ROSPI 10-36	3.000 kg	1	72415
Spiral 10 mm, wire 2.5 mm, length 10 m, type C5, without core, with bulb auger, for ROSPI 10-36	3.500 kg	1	72422
Spiral 10 mm, wire 2.5 mm, length 7.5 m, type C4, without core, with bulb auger, for ROSPI 10-36	2.900 kg	1	72420
Spiral 10 mm, wire 2.5 mm, length 7.5 m, type C4-IC, with core, with bulb auger, for ROSPI 10-36	3.300 kg	1	72424
Spiral 10 mm, wire 2.5 mm, length 7.5 m, without core, without bulb auger, for ROSPI 10-36	2.850 kg	1	72421
Spiral 10 mm, wire 2.5 mm, length 7.5 m, with core, without bulb auger, for ROSPI 10-36	2.900 kg	1	72423


Reducing / extension pieces

For spirals with T-coupling

Within limits, tools with larger or smaller lead-ins can also be adapted

Application Benefits

- Allows the combination of different spiral diameters



Model	Weight	PU	No.
Reducing negative 22 mm, positive 16 mm	0.150 kg	1	72460

Model	Weight	PU	No.
Extension negative 16 mm, positive 22 mm	0.140 kg	1	72461
Extension negative 22 mm, positive 32 mm	0.320 kg	1	72463

Safety T-couplings

for Standard- and SMK-spirals

For the preparation of damaged spirals

Fixing of broken spirals!

Application Benefits

- Replacing broken spiral couplings



Model	Weight	PU	No.
Safety T-couplings positive	0.020 kg	1	72150
Safety T-couplings negative	0.020 kg	1	72151
Safety T-coupling positive, coupling 22 mm (7/8")	0.040 kg	1	72210
Safety T-coupling negative, coupling 22 mm (7/8")	0.040 kg	1	72211

High-pressure drain cleaning

HD 13 / 100

HD 17 / 190



Operation mode	230 V	400 V
Max. pipe diameter	150 mm	200 mm
Max. working length	20 m	40 m
Max. pressure	100 bar	190 bar
Pump delivery	13 l/min	17 l/min
Power	2,300 W	5,000 W

HD 13 / 100

100 bar high-pressure pipe cleaning unit with hose reel



Application Benefits

- Air-filled transport wheels, easy to navigate stairs
- AC supplied, self-priming up to 2 m

Technical Data

Max. operating pressure	100 bar
Electric motor	AC supply
Pump delivery	13 l/min
Rating	2.3 kW
Max. working length	20 m
Speed	1,400 rpm

Ø 150 mm



Scope of delivery: HD 13 / 100 (No. 76020), hose reel with 20 m special high-pressure hose (No. 72812) with couplings and pipe cleaning nozzle (No. 76089)

Model	Weight	PU	No.
HD 13 / 100	45.000 kg	1	76020

HD 17 / 190

190 bar high-pressure cleaner with three-phase motor



Application Benefits

- Three-phase motor, self-priming up to 2 m
- Air-filled transport wheels, easy to navigate stairs

Technical Data

Max. operating pressure	190 bar
Electric motor	Three phase
Pump delivery	17 l/min
Rating	5.0 kW
Max. working length	40 m
Speed	2,800 rpm

Ø 200 mm



Scope of delivery: HD 17 / 190 (No. 76070), hose reel with 40 m special high-pressure hose DN 8 with couplings (No. 72820) and pipe cleaning nozzle (No. 76089)

Model	Weight	PU	No.
HD 17 / 190	50.000 kg	1	76070

High-pressure hose

High pressure hose for cleaning sewage pipes

Application Benefits

- Highly flexible for good sheet travel



Model	Weight	PU	No.
High-pressure hose, flexible, coupling R 1/4", length 40 m, NW 8, for HD 17/ 190, HD 19/180 B	10.700 kg	1	72820

Wash lance

Washing lance for use with high-pressure cleaners for cleaning surfaces

Application Benefits

- Washing lance for thorough cleaning of surfaces with high pressure cleaners



Model	Weight	PU	No.
Cleaning lance with wide-angle nozzle	1.300 kg	1	76068

Pipe cleaning nozzles

Pipe cleaning nozzle for removing blockages in sewage pipes up to 150 mm in diameter with the HD 13 / 100, 17 / 190, 19 / 180 B high pressure cleaner

For cleaning pipes, drains, house connections, rainwater downpipes or other cleaning work in the sewer area

Application Benefits

- Thorough pipe cleaning even in small pipe diameters



No. 76065



No. 76089

Injector suction hose

for cleaning agent



No. 76067

Model	Weight	PU	No.
Rotary nozzle 45°, 4 holes	0.080 kg	1	77506
Pipe cleaning nozzle with forward jet spray, 5 holes, R 1/4"	0.040 kg	1	76065
Pipe cleaning nozzles without forward jet spray, 5 holes, R 1/4"	0.040 kg	1	76089
Spare wide-angle nozzle	0.010 kg	1	76088
Injector suction hose for cleaning agent, 1.2 m	0.750 kg	1	76067





Plastic pipe welding

System overview	278-279
Butt welding hydraulic	
ROWELD type Premium CNC	282
ROWELD type Professional	283
ROWELD type Standard	284
Butt welding manual	
ROWELD P 110	286
ROWELD P 160 SANILINE	288
ROWELD P 250 A	290
Electrofusion welding	
Electrofusion welding units	292-293
Socket welding	
Socket welding units / heating plates	294-297
Accessories	
Cutting tools	298-301



Butt welding hydraulic

ROWELD type Premium CNC

ROWELD type Professional

ROWELD type Standard



Suited for	PE, PP, PVDF	PE, PP, PVDF	PE, PP, PVDF
Outer pipe diameter	90–630 mm	40–1,200 mm	40–1,200 mm
Operation mode	Automatic CNC controlled	Manual	Manual
Voltage	230 V, 50 / 60 Hz	230 V, 50 / 60 Hz	230 V, 50 / 60 Hz
Documentation	●	○	○
Page	282	283	284

Butt welding manual

ROWELD P 250 A

ROWELD P 160

ROWELD P 110



Suited for	PE, PP, PVDF	PE, PP, PVDF	PE, PP, PVDF
Outer pipe diameter	40–250 mm	40–160 mm	40–110 mm
Wall thickness	see technical data	see technical data	see technical data
Operation mode	Manual	Manual	Manual
Page	291	289	287

Electrofusion welding

ROFUSE 1200 TURBO

ROFUSE 400 TURBO

ROFUSE Sani 160

ROFUSE Sani 315



Suited for	PE, PP	PE, PP	PE	PE
Outer pipe diameter	Up to Ø 1,200 mm ¹	Up to Ø 400 mm ¹	40–160 mm ¹	40–315 mm ¹
Fitting type	Pressure pipe systems	Pressure pipe systems	Drainage pipe systems	Drainage pipe systems
Voltage	8–48 V	8–48 V	230 V	230 V
Documentation	●	●	○	○
Page	292	292	293	293

Socket welding

ROWELD P 125



ROWELD P 63 S-6 Sword



Suited for	PE, PP	PE, PP
Outer pipe diameter	16–125 mm	20–63 mm
Wall thickness	see technical data	see technical data
Operation mode	Manual	Manual
Function	Butt welding, socket welding	Socket welding
Page	296	294

Socket welding


Heating element HE 120



Heating element HE 200



Heating element HE 300



Suited for	PE, PP, PVDF	PE, PP, PVDF	PE, PP, PVDF
Outer pipe diameter	Up to Ø 120 mm	Up to Ø 200 mm	Up to Ø 300 mm
Wall thickness	see technical data	see technical data	see technical data
Operation mode	○	○	○
Page	297	297	297

Cutting

ROCUT UKS 160/355



ROCUT XL 125



ROCUT XL 225



ROCUT XL 315



Suited for	PE, PP, PVC	PE	PE	PE
Outer pipe diameter	160–355 mm	32–125 mm	32–225 mm	32–315 mm
Wall thickness	Up to max. 40 mm	Up to max. 11.4 mm	Up to max. 18 mm	Up to max. 18 mm
Operation mode	Electrical	Manual	Manual	Manual
Function	Cutting	Cutting	Cutting	Cutting
Page	300	301	301	301

The new generation of ROWELD hydraulic controls for butt welding

The ROWELD hydraulic butt welding machine is available in a Premium CNC, Professional and Standard Version.

Everything at a glance ...

	Type Premium CNC	Type Professional	Type Standard
Operation	automatic	manual	manual
Available sizes	90–630 mm	40–1,200 mm	40–1,200 mm
Pressure display	digital	analogue	analogue
Temperature control	optimized ¹	optimized ¹	standard
Clamping system	single	single	multilayer (single optional)
Service	extended	extended	standard ²
Datalogging	10,000 protocols	○	optional
Accordance to normatives	DVS/ISO	DVS/ISO	○
Weight optimized machine	●	●	○
Optimized power consumption for generator use	●	●	○
Automatic parameter calculation	●	○	○
CNC-control	●	○	○

1) Temperature control +/- 5°C

2) Only spare parts



Special features ...



Fig. similar



Type Premium CNC

- Lightweight frame and longlife components.
- Triple coating of heating elements for a longer lifetime and better heat distribution.
- Simple operation Via touch control panel.
- Full documentation of the welding process.



Type Professional

- Lightweight frame and longlife components.
- Triple coating of heating elements for a longer lifetime and better heat distribution.



Type Standard

- Timer and temperature controller integrated in hydraulic.
- Angled frame.



ROWELD type Premium CNC

Hydraulic butt-welding machine Ø 90–630 mm

The PREMIUM hydraulic system guides the user step by step through the welding process and automatically logs all welding parameters. Welding can be performed according to DVS 2207-1 as well as other international standards and guidelines. The data transfer is carried out via USB interface.

Working range:

Description	Ø mm
P 250 B SA	90–250 mm
P 250 B VA	90–250 mm
P 355 B SA	90–355 mm
P 355 B VA	90–355 mm
P 500 B SA	200–500 mm
P 630 B SA	315–630 mm

Application Benefits

- Use of durable materials in lightweight construction
- Automatic logging of the welding process
- Easy handling due to touch control panel

Flexible

The 3rd basic clamping element can be moved flexibly



Set P 355 B
No. 1000000563

Robust, torsionally rigid frame

Allows reliable weldings in Virtually any environment

Simple operation

Ideally matched components allow precise start-up of the pressure



Simple operation via touch control panel



Trimmer with safety switch. Secures against unintended activation of the trimmer



Safe operation—automatic calculation, control and inspection of the welding parameters



The pull-off fixture allows rapid lifting out of the heating element



ROWELD plastic pipe welding machines type Premium CNC¹

Model	Ø Basic unit	Working range	Voltage	Frequency	Power	Weight	No.
ROWELD P 250 B SA Premium CNC basic set	250 mm	90–250 mm	230 V	50 Hz	3.2 kW	125.900 kg	1000000560
ROWELD P 250 B SA Premium CNC basic set	250 mm	90–250 mm	230 V	60 Hz	3.2 kW	125.900 kg	1000000884
ROWELD P 250 B VA Premium CNC basic set	250 mm	90–250 mm	230 V	50 Hz	3.2 kW	132.900 kg	1000000561
ROWELD P 250 B VA Premium CNC basic set	250 mm	90–250 mm	230 V	60 Hz	3.2 kW	132.900 kg	1000000885
ROWELD P 355 B SA Premium CNC basic set	355 mm	90–355 mm	230 V	50 Hz	4.2 kW	131.800 kg	1000000563
ROWELD P 355 B SA Premium CNC basic set	355 mm	90–355 mm	230 V	60 Hz	4.2 kW	131.800 kg	1000000886
ROWELD P 355 B VA Premium CNC basic set	355 mm	90–355 mm	230 V	50 Hz	4.2 kW	148.400 kg	1000001081
ROWELD P 355 B VA Premium CNC basic set	355 mm	90–355 mm	230 V	60 Hz	4.2 kW	148.400 kg	1000001082
ROWELD P 500 B SA Premium CNC basic set	500 mm	200–500 mm	400 V	50 / 60 Hz	7.2 kW	389.000 kg	1000000565
ROWELD P 630 B SA Premium CNC basic set	630 mm	315–630 mm	400 V	50 / 60 Hz	11.2 kW	526.000 kg	1000000567

¹) ROWELD basic sets consist of: The basic unit with high-pressure hoses and 4 base clamping units, an hydraulic device, heating element, milling device, adjusting box, set of tools and transport box. The desired reduction clamping elements can be ordered separately in the desired size or as a set for the respective machine size.

ROWELD type Professional

Hydraulic butt welding machine Ø 40–1,200 mm

For butt welding of PE, PP and PVDF pipes and fittings on the construction site, in the pipe trench and in workshops. The hydraulic system with infinitely variable pressure adjustment, pressure accumulator and easy-to-read pressure gauge ensures reliable operation through the use of durable and low-maintenance components.

Working range:

Description	Ø mm
P 160 B	40–160 mm
P 200 B	63–200 mm
P 250 B	90–250 mm
P 355 B	90–355 mm
P 500 B	200–500 mm
P 630 B	315–630 mm
P 800 B	500–800 mm
P 1200 B	710–1,200 mm



Fig. similar

Simple operation

Ideally matched components allow precise start-up of the pressure

Application Benefits

- Use of durable materials in lightweight construction
- Robust and low-maintenance compact design
- Electronic control of the heating element temperature

Flexible

The 3rd basic clamping element can be moved flexibly

Set P 355 B
No. 1000000383

Robust, torsionally rigid frame

Allows reliable weldings in Virtually any environment

ROWELD plastic pipe welding machines type Professional¹

Model	Ø Basic unit	Working range	Voltage	Frequency	Power	Weight	No.
ROWELD P 160 B Professional basic set	160 mm	40–160 mm	230 V	50 Hz	2.1 kW	76.600 kg	1000000997
ROWELD P 160 B Professional basic set	160 mm	40–160 mm	230 V	60 Hz	2.1 kW	76.300 kg	1000000823
ROWELD P 200 B Professional basic set	200 mm	63–200 mm	230 V	50 Hz	2.3 kW	64.800 kg	55391
ROWELD P 200 B Professional basic set	200 mm	63–200 mm	230 V	60 Hz	2.3 kW	64.400 kg	1000000863
ROWELD P 250 B Professional basic set	250 mm	90–250 mm	230 V	50 Hz	2.9 kW	120.400 kg	1000001080
ROWELD P 250 B Professional basic set	250 mm	90–250 mm	230 V	60 Hz	2.9 kW	120.000 kg	1000000864
ROWELD P 355 B Professional basic set	355 mm	90–355 mm	230 V	50 Hz	3.9 kW	126.300 kg	1000000383
ROWELD P 355 B Professional basic set	355 mm	90–355 mm	230 V	60 Hz	3.9 kW	125.900 kg	1000000824
ROWELD P 500 B Professional basic set	500 mm	200–500 mm	230 V	50 Hz	7.8 kW	241.400 kg	53425
ROWELD P 500 B Professional basic set	500 mm	200–500 mm	230 V	60 Hz	7.7 kW	240.000 kg	1000000820
ROWELD P 500 B Professional basic set	500 mm	200–500 mm	400 V	50 Hz	6.5 kW	377.000 kg	53415
ROWELD P 500 B Professional basic set	500 mm	200–500 mm	400 V	60 Hz	6.4 kW	375.000 kg	1000000825
ROWELD P 630 B Professional basic set	630 mm	315–630 mm	400 V	50 Hz	11.1 kW	527.000 kg	53355
ROWELD P 630 B Professional basic set	630 mm	315–630 mm	400 V	60 Hz	11.0 kW	525.000 kg	1000000865
ROWELD P 630 B Plus Professional basic set	630 mm	315–630 mm	400 V	50 Hz	11.1 kW	532.500 kg	1000000637
ROWELD P 630 B Plus Professional basic set	630 mm	315–630 mm	400 V	60 Hz	11.0 kW	530.500 kg	1000000819
ROWELD P 800 B Professional basic set	800 mm	500–800 mm	400 V	50 / 60 Hz	18.6 kW	747.000 kg	54190
ROWELD P 1200 B Professional basic set	1,200 mm	710–1,200 mm	400 V	50 / 60 Hz	22.6 kW	1,210.000 kg	54274

¹) ROWELD basic sets consist of: The basic unit with high-pressure hoses and 4 base clamping units, an hydraulic device, heating element, milling device, adjusting box, set of tools and transport box. The desired reduction clamping elements can be ordered separately in the desired size or as a set for the respective machine size.

Plastic pipe welding

Butt welding

ROWELD type Standard

Hydraulic butt welding machine Ø 40–1,200 mm

For butt welding of PE, PP, and PVDF pipes and fittings. For use on the construction site, in pipe trenches, on pipe bridges and in workshops. The ROWELD hydraulic type standard with simple robust components and easy to operate elements works in any environment.

Working range:

Description	Ø mm
E 160 B	40–160 mm
E 250 B	90–250 mm
E 315 B	160–315 mm
E 355 B	160–355 mm
E 450 B	200–450 mm
E 500 B	200–500 mm
E 630 B	315–630 mm

Other sizes on request.

Application Benefits

- Compact, torsion-resistant design
- Reducers in sandwich construction
- Integrated digital stopwatch and temperature display in hydraulic housing

Flexible

The 3rd basic clamping element can be moved flexibly



Robust, torsionally rigid frame

Allows reliable weldings in Virtually any environment

Simple operation

Easy monitoring of all necessary parameter



Supply of power for heating element and trimmer unit by the hydraulic. Additional plugs for external data logger (optional accessories)



Simple & save monitoring of all necessary welding parameters



Multilayer-inserts for the needed pipe sizes included in the machine sets



Angled frame sizes 450/500/630 mm ensure a better handling during the welding process



12

ROWELD plastic pipe welding machines type Standard¹

Model	Ø Basic unit	Working range	Voltage	Frequency	Power	Weight	No.
ROWELD E 160 B standard set	160 mm	40–160 mm	220 V	50 Hz	2.45 kW	57.400 kg	1000003642
ROWELD E 250 B standard set	250 mm	90–250 mm	220 V	50 Hz	3.85 kW	82.200 kg	1000003643
ROWELD E 315 B standard set	315 mm	160–315 mm	220 V	50 Hz	4.45 kW	124.400 kg	1000003644
ROWELD E 355 B standard set	355 mm	160–355 mm	220 V	50 Hz	5.58 kW	140.700 kg	1000003645
ROWELD E 450 B standard set	450 mm	200–450 mm	380 V	50 Hz	8.38 kW	327.000 kg	1000003646
ROWELD E 500 B standard set	500 mm	200–500 mm	380 V	50 Hz	9.50 kW	482.000 kg	1000003647
ROWELD E 630 B standard set	630 mm	315–630 mm	380 V	50 Hz	12.35 kW	502.000 kg	1000003648

¹) ROWELD standard sets consist of: The basic unit with high-pressure hoses and 4 base clamping units, an hydraulic device, heating element, milling device, adjusting box, set of tools, multilayer inserts and transport box.

Reduction inserts sets

The reduction clamp sets are made of aluminum half shells. When needed they will be layed in the basic clamps and fixed by a screw to weld pipes and fittings with little diameter

Reducer clamp sets are recommended for all workers who need the complete range of reducer clamps. The set includes 6 wide half shells and 2 small half shells per dimension. They are suitable for gas, water and industrial applications

Application Benefits

- Easy reducing the basic clamps by reducer inserts
- All possible reducer inserts are combined in a set



Reduction clamp sets



Reduction clamps wide



Reduction clamps small

Model	Weight	PU	No.
Reduction inserts set for P 160 B 40–140 mm	18.050 kg	1	55240
Reduction inserts set for P 200 B 63–180 mm	11.500 kg	1	55237
Reduction inserts set for P 250 B 90–225 mm	14.600 kg	1	55241
Reducer-Clamps set for P 355 B 90–140 mm	31.000 kg	1	1000000550
Reduction inserts set for P 500 B 200–450 mm	250.000 kg	1	55234
Reduction inserts set for P 630 B 315–560 mm	213.000 kg	1	55232
Reducer-Clamps set for P 800 B 160–315 mm	70.000 kg	1	1000000385
Reducer-Clamps set for P 1200 B 500–710 mm	503.200 kg	1	1000000935
Reducer-Clamps set for P 1200 B 710–1,000 mm	1,384.000 kg	1	1000000936

Plastic pipe welding

Butt-fusion welding

ROWELD P 110

Manual plastic pipe welding machine Ø 40–110 mm.

The ROWELD P110 combines a compact design for maximum stability. The high quality and excellent workmanship are noticeable in every detail. Hardened and hard-chrome-plated guide shafts guarantee an absolutely torsion-resistant use of the machine. Thanks to the angle-adjustable basic clamping elements, segmental arc welding is also possible.

Application Benefits

- Possibility to produce segmented bends
- Precise force adjustment.
- One- and two-sided planing possible
- To do pipe and fitting joints
- Secure fixing and simple axial alignment of the pipe

Technical Data

Input power	800 W
Voltage	220–240 V
Working range	40–110 mm
Working area Temperature	160–285 °C
Power plug type	Plug type F (CEE 7 / 4)
Mains frequency	50 / 60 Hz
Welding material	PE, PP, PVDF



Narrow basic clamping elements can be used

Segmented bends can be produced

Mechanical stop adjustable from both sides

Single and double-sided trimming possible

Hardened, chrome-plated guide shafts

Absolutely warp-resistant

Wide aluminium reducer clamp inserts for pipes and pipe joints


Secure hold and simple axial pipe alignment

Angles of the wide basic clamping elements adjustable on both sides (15° each)

Segmented bends can be produced

Direct force transmission and clear force scale

Precise pressure adjustment



ROWELD P 110

Rectangular heating element



Joints between fittings and pipes with narrow and wide clamping elements



By adjusting the basic clamping element angles on both sides (15° each side) segmented bends can be produced



ROWELD P 110

Model	Weight	PU	No.
ROWELD P 110 set 40–110 mm, 230V	43.000 kg	1	55844
ROWELD P 110 bare tool with table mounting bracket	6.800 kg	1	55787

Basic clamping set

Model	Weight	PU	No.
Basic clamping set for narrow fitting joints, right, 110 mm, 1 piece	1.000 kg	1	55809
Basic clamping set for narrow fitting joints, left, 110 mm, 1 piece	1.000 kg	1	55808
Basic clamping set for wide pipe joints, 110 mm, 2 pieces	2.500 kg	1	55807

Reduction inserts

Model	Weight	PU	No.
Reduction inserts narrow, 2 metal half-shells, 20 mm	0.600 kg	1	55319
Reduction inserts narrow, 2 metal half-shells, 25 mm	0.600 kg	1	55134
Reduction inserts narrow, 2 metal half-shells, 32 mm	0.500 kg	1	55133
Reduction inserts narrow, 2 metal half-shells, 40 mm	0.500 kg	1	55132
Reduction inserts narrow, 2 metal half-shells, 50 mm	0.500 kg	1	55131
Reduction inserts narrow, 2 metal half-shells, 56 mm	0.500 kg	1	55130
Reduction inserts narrow, 2 metal half-shells, 63 mm	0.500 kg	1	55129
Reduction inserts narrow, 2 metal half-shells, 75 mm	0.400 kg	1	55128
Reduction inserts narrow, 2 metal half-shells, 90 mm	0.300 kg	1	55127
Reduction inserts wide, 4 aluminium half-shells, 20 mm	1.900 kg	1	55318
Reduction inserts wide, 4 aluminium half-shells, 25 mm	1.900 kg	1	55126
Reduction inserts wide, 4 aluminium half-shells, 32 mm	1.800 kg	1	55125
Reduction inserts wide, 4 aluminium half-shells, 40 mm	1.700 kg	1	55124
Reduction inserts wide, 4 aluminium half-shells, 50 mm	1.700 kg	1	55123
Reduction inserts wide, 4 aluminium half-shells, 56 mm	1.600 kg	1	55122
Reduction inserts wide, 4 aluminium half-shells, 63 mm	1.400 kg	1	55121
Reduction inserts wide, 4 aluminium half-shells, 75 mm	1.600 kg	1	55120
Reduction inserts wide, 4 aluminium half-shells, 90 mm	1.100 kg	1	55119

Accessories

Accessories	Weight	PU	No.
Hex key KW 8 DIN912	0.050 kg	1	321218
Hex key KW 6 DIN911	0.030 kg	1	321216
Transport box	14.200 kg	1	55832
Flange adaptor clamping unit	1.500 kg	1	55199
Table clamp	0.700 kg	1	55524
Heating plate for P 110 electronic, 230V	2.600 kg	1	55324
Spare blade for planer	0.050 kg	1	55152
Hand plane with machine holder	1.900 kg	1	55826

ROWELD P 160 SANILINE

Manual sanitary plastic pipe welding machine Ø 40–160 mm



The P160 Saniline is ideal for the installer. Due to the compact design, she can be stored in each Vehicle. The heating element has an electronic temperature control (DVS compliant) and can be used separately if necessary

Application Benefits

- High stability due to optimized force distribution
- All common sanitary installation fittings can be clamped.
- Flexible use in difficult positions caused by removable heating plates.
- Minimized drag force.
- Precise force adjustment.
- Protection against unintentional starting and derailing of the trimmer unit.
- Secure clamping of pipes, fittings, tight 45° branches and 90° bends

Technical Data

Input power	1,850 W
Voltage	220–240 V
Working area diameter	40–160 mm
Working area Temperature	5–60 °C
Power plug type	Plug type F (CEE 7 / 4)
Mains frequency	50 Hz

Multiple clamping options

Any fitting in sanitary installations can be clamped

Non-slip clamping devices Ø 40–140 mm with clamping force regulation

Secure clamping of pipes, fittings and tight elbows

Stop adjustable on both sides

Trimming of both sides, also separately only one side trimming possible

Direct force transmission and clear force scale

Precise force adjustment



ROWELD Saniline No. 54004

ROCASE 4414

Additional space for tools and accessories

ROWELD P 160 SANILINE

Model	Weight	PU	No.
ROWELD P 160 Saniline Special Edition, 40–160 mm	68.000 kg	1	54004

Basic clamping set

Model	Weight	PU	No.
Basic clamping set 160 mm	1.600 kg	1	54082

Reduction inserts

Model	Weight	PU	No.
Reduction inserts 4 half-shells, 40 mm	1.600 kg	1	54083
Reduction inserts 4 half-shells, 50 mm	1.600 kg	1	54084
Reduction inserts 4 half-shells, 56 mm	1.600 kg	1	54085
Reduction inserts 4 half-shells, 63 mm	1.600 kg	1	54086
Reduction inserts 4 half-shells, 75 mm	1.600 kg	1	54087
Reduction inserts 4 half-shells, 90 mm	1.600 kg	1	54088
Reduction inserts 4 half-shells, 110 mm	1.700 kg	1	54089
Reduction inserts 4 half-shells, 125 mm	1.500 kg	1	54090
Reduction inserts 4 half-shells, 140 mm	1.500 kg	1	54091



ROWELD SANILINE P 160 bare tool

Accessories	Weight	PU	No.
Planer blade 75 mm, 2 pieces	0.100 kg	1	55685
Planer blade carbide 75 mm, 2 pieces	0.050 kg	1	55684
Planer attachment 40–75 mm	0.630 kg	1	54040
Plastic case for reducer clamps	2.820 kg	1	54020
Conversion Kit 40–50–63–75–90–110–125–160 mm	11.200 kg	1	54080

ROWELD P 250 A

Plastic pipe welding machine Ø 40–250 mm

For use at construction sites and in the workshop. Particularly suited for sanitary installations, drain pipe laying as well as chimney reconditioning with PVDF liners



Application Benefits

- Versatile for difficult situations with the removable heating plates
- Protects against unintentional starting and derailing of the trimmer unit
- Single and double-sided trimming possible
- Warp-resistant for minimum drag and low pressure transfer loss
- Precise welding pressure adjustments on the clear force scale
- Reliable, warp-resistant transfer of the welding pressure
- Stable working table always available

Technical Data

Input power	2,700 W
Voltage	230 V
Working area diameter	40–250 mm
Working area Temperature	5–60 °C
Power plug type	Plug type F (CEE 7 / 4)
Documentation	Yes
Mains frequency	50 Hz
Welding material	PE, PP, PVDF

Electric, high torque safety trimmer (450W) with safety lock in working area

Protection against unintentional start and jump-out

Heating element, can be taken out

Flexible, for difficult positions

Basic clamp devices Ø 250 mm with reducer clamps Ø 180–225 mm and supports as well as basic clamp devices Ø 160 mm with reducer clamps Ø 40–140 mm and supports

Secure transfer of welding force

Stop adjustable on both sides

Trimming of both sides, also separately only one side trimming possible



ROWELD P 250 A

Smooth-running machine slide mounted on hardened, chrome-plated guide shafts guided in ball bushings

Torsionally stiff, for minimum drag pressure and low-loss power transmission

ROWELD P 250 A

Model	Weight	PU	No.
ROWELD P 250 A set 40–250 mm, 230 V	131.000 kg	1	55795
ROWELD P 250 A bare tool 230 V	36.100 kg	1	55768
ROWELD P 250 A bare tool 110 V	63.000 kg	1	55738

Basic clamping set

Model	Weight	PU	No.
Basic clamping set 160 mm	7.250 kg	1	55742

Reduction inserts

Model	Weight	PU	No.
Reduction inserts 4 metal half-shells, 32 mm	1.890 kg	1	55753
Reduction inserts 4 metal half-shells, 40 mm	1.890 kg	1	55752
Reduction inserts 4 metal half-shells, 50 mm	1.810 kg	1	55751
Reduction inserts 4 metal half-shells, 56 mm	1.830 kg	1	55750
Reduction inserts 4 metal half-shells, 63 mm	1.750 kg	1	55749
Reduction inserts 4 metal half-shells, 75 mm	1.680 kg	1	55748
Reduction inserts 4 metal half-shells, 90 mm	1.500 kg	1	55747
Reduction inserts 4 metal half-shells, 110 mm	1.260 kg	1	55746
Reduction inserts 4 metal half-shells, 114 mm	1.200 kg	1	55745
Reduction inserts 4 metal half-shells, 125 mm	1.060 kg	1	55744
Reduction inserts 4 metal half-shells, 140 mm	0.800 kg	1	55743
Reduction inserts 4 metal half-shells, 180 mm	2.460 kg	1	55721
Reduction inserts 4 metal half-shells, 200 mm	2.030 kg	1	55718
Reduction inserts 4 metal half-shells, 225 mm	1.410 kg	1	55719



ROFUSE 400 / 1200 TURBO

Electrofusion welding machine for fittings made of PE and PP. Welding Voltage between 8–48 V. Fitting diameter up to 400 mm or up to 1,200 mm.



The ROFUSE TURBO is especially suitable for electro-fusion welding coded fittings in the pressure systems (gas and water supply).

Application Benefits

- **Safe:** Full automatic Heat-Control (HC) Function ensures with ambient temperature, machine temperature and fitting data whether the fitting can be weld completely for sure
- **Powerful:** Due to the Active-Cooling (AC) Function the machine is suitable for continuous operation
- **Fully equipped :** All necessary cable are stowed safely in the robust housing. Additional there is space for some tools and accessory
- **Professional Documentation:** Safe and transfer (USB) of welding data, as well as print out at a computer with "RODATA 2.0"
- **Barcode Generator:** "RODATA 2.0" prepares barcodes for construction site and welders name, which can be used for welding on site

Technical Data

Input power	3,600 W
Voltage	220–240 V
Working area diameter	20–1,200 mm
Working area Temperature	-10–60 °C
Output power	3,600 W
Power plug type	Plug type E+F (CEE 7 / 7)
Documentation	Yes
Welding Voltage	8–48 V
Output current	76 A
Welding material	PE, PP

Language-neutral instruction

Easy to use

USB

Easy data transfer

Well arranged display

Intuitive work. Program schedule can be changed individual



Wireless scanner

Simple and unlimited handling

Practical slip-pocket

For welders name and name of construction site

Adjustable height cover

Useable as a sun Visor

Robust housing

Cable can be stowed safely



ROFUSE 400 TURBO

Model	Weight	PU	No.
ROFUSE 400 Turbo	21.500 kg	1	1000000999
ROFUSE 1200 Turbo	21.500 kg	1	1000001000
Adapter pair FF round, 4 mm	0.040 kg	1	54058

ROWELD ROFUSE Sani 160 / 315

Universal electrofusion machine for waste-water-fittings up to Ø315 mm



Universal electrofusion machine for PE fittings of the following manufacturers: 40–160 mm: Geberit, Akatherm-EUR, Coes, Valsir, WAVIN-Duo, Aquatherm and Vulcathene-Euro
200–315 mm: Valsir, Akatherm, Eurofusion, Geberit and Coes

Application Benefits

- Micro controller controlled welding machine with automatic compensation of the welding time in dependance of ambient temperature
- Icon-based software with automatic welding parameter recognition
- Visual control of the welding process
- Robust and impact resistant housing

Technical Data

Input power	1,200–2,500 W
Voltage	180–280 V
Working area diameter	40–315 mm
Working area Temperature	-5–40 °C
Power plug type	Plug type F (CEE 7 / 4)
Documentation	Yes
Output current	5 A
Mains frequency	50 / 60 Hz
Welding material	PE

Welding also in tight space

90° elbow connectors ensure low installation height

3 m welding cable

Big working radius



Robust housing

Robust

Clear illuminated display


Visual control of welding process

Simple and intuitive operation

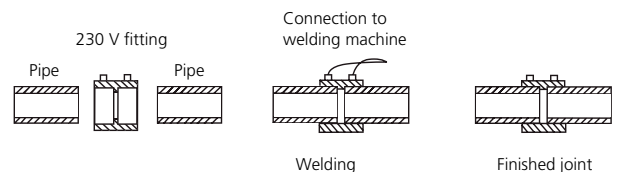
Icon-based software control with automatic welding parameter recognition



90° angled plugs



Robust packaging in ROCASE



Model	Weight	PU	No.
ROWELD ROFUSE Sani 315 230 V	1.500 kg	1	1500002598
ROWELD ROFUSE Sani 315 in ROCASE	3.900 kg	1	1000002631
ROFUSE SANI 160/315 230V, CH	1.200 kg	1	054230Z
ROWELD ROFUSE Sani 160 in ROCASE	2.400 kg	1	1000002630

ROWELD P 63 S-6 Sword

Socket welder Ø 20–63 mm

socket welder for fittings Ø 20–63 mm. Up to 3 welding combinations are possible at the same time.


Application Benefits

- High flexibility and combination possibilities in daily use
- Long lifetime according to DVS guidelines
- All important informations at a glance
- Process safety due to temperature control according to DVS guidelines
- Smart and handy for easy working
- Simple working at tight space
- Mounting is suitable at every time, if needed



Technical Data

Input power	800 W
Voltage	110–230 V
Working area diameter	20–63 mm
Working area Temperature	0–330 °C
Power plug type	Plug Type E+F (CEE 7 / 7)
Mains frequency	50 Hz
Welding material	PE, PP



ROWELD P 63 S-6 Sword

Model	Weight	PU	No.
ROWELD P 63 S-6 Sword set electronic, 20–32 mm	4.300 kg	1	053890X
ROWELD P 63 S-6 Sword set electronic, 20–63 mm, 230V	5.300 kg	1	053891X
ROWELD P 63 S-6 Sword bare tool electronic, 230V	1.780 kg	1	053896X
ROWELD P 63 S-6 Sword bare tool electronic, 110V	1.780 kg	1	1000001245
ROWELD P 63 S-6 Sword bare tool thermostatic, 230V	1.780 kg	1	053897X
ROWELD P 63 S-6 Sword set thermostatic, 20–32 mm, 110V	4.300 kg	1	053894X
ROWELD P 63 S-6 Sword set thermostatic, 20–32 mm, 230V	5.100 kg	1	053892X
ROWELD P 63 S-6 Sword set thermostatic, 20–63 mm, 230V	5.300 kg	1	053893X



Fig. P 63 S-6, thermostatically controlled



Fig. P 63 S-6, electronically controlled

Heating spigots and sockets (Form A) for P 63 S-6

With high quality PTFE non-stick-coating for long lifetime in accordance to DVS guidelines

Accessories for ROWELD P 125 for socket welding.

Application Benefits

- High quality non-stick teflon coating
- Long lifespan
- According to DVS guidelines



Model	Weight	PU	No.
Heating spigots / Heating sockets form A, 20 mm	0.110 kg	1	53511
Heating spigots / Heating sockets form A, 25 mm	0.143 kg	1	53512
Heating spigots / Heating sockets form A, 32 mm	0.188 kg	1	53513
Heating spigots / Heating sockets form A, 40 mm	0.285 kg	1	53514
Heating spigots / Heating sockets form A, 50 mm	0.406 kg	1	53515
Heating spigots / Heating sockets form A, 63 mm	0.775 kg	1	53516

ROWELD P 125

Socket welder for Ø 16–125 mm and additional heating plate for butt welding

With 3 welding combinations at the same time. For freehand working or in addition with mounting device for working bench

Application Benefits

- Safe process due to temperature control in accordance to DVS, CEN and ISO standards
- With high quality PTFE non-stick coating, long lifetime in accordance to DVS guidelines
- Electronic temperature control as well as protection against unintentional adjustment of the temperature
- Saving time and costs due to heating plate quick change system
- Optimized temperature all over the working range
- 4 holes for welding socket and mandrels



ROWELD P 125 Socket Welder

Heating spigots / Heating sockets



Model	Weight	PU	No.
ROWELD P 125 bare tool electronic, 110V	3.100 kg	1	55322
ROWELD P 125 bare tool electronic, 230V	3.100 kg	1	55321
ROWELD P 125 set elektronik, 63–125 mm, 230V	17.050 kg	1	55546
Adaptor plate non-stick Teflon coating, 2 pieces	1.150 kg	1	55536
Floor stand	0.440 kg	1	55539

Heating spigots and sockets for ROWELD P 125

Socket welding unit for use with heating spigots and heating sockets for Ø 16–125 mm, as well as adaptor plates for butt welding

With three simultaneously usable welding combinations for free-handed working or workbench assembly using table mounting clamp



Model	Weight	PU	No.
Heating spigots / Heating sockets 16 mm	0.060 kg	1	55585
Heating spigots / Heating sockets 18 mm	0.080 kg	1	55587
Heating spigots / Heating sockets 19 mm	0.080 kg	1	55588
Heating spigots / Heating sockets 20 mm	0.080 kg	1	55589
Heating spigots / Heating sockets 25 mm	0.100 kg	1	55590
Heating spigots / Heating sockets 32 mm	0.170 kg	1	55591
Heating spigots / Heating sockets 40 mm	0.260 kg	1	55592
Heating spigots / Heating sockets 50 mm	0.370 kg	1	55593
Heating spigots / Heating sockets 63 mm	0.600 kg	1	55594
Heating spigots / Heating sockets 75 mm	0.890 kg	1	55595
Heating spigots / Heating sockets 90 mm	1.330 kg	1	55596
Heating spigots / Heating sockets 110 mm	2.070 kg	1	55597
Heating spigots / Heating sockets 125 mm	2.330 kg	1	55598

ROWELD HE heating plates

Butt welding heating element for pipes and fittings made of PE, PP, PB and PVDF with \varnothing 20–250 mm

Heating element for freehand work. With additional mounting also suitable at workbenches



Application Benefits

- Long lifetime and equipped according to DVS guidelines
- Safe process due to temperature regulation according to DVS, CEN and ISO standards
- Electronic temperature regulation and control as well as protection against unintentional temperature change
- Saves time and costs due to heating plate fast change system



Heating element for freehand work



Model	Weight	PU	No.
Heating plate electronic, 120 mm, 45°, 230 V	1.800 kg	1	55518
Heating plate electronic, 200 mm, 230 V	1.920 kg	1	55316
Heating plate electronic, 300 mm, 230 V	5.350 kg	1	55317
Heating plate electronic, 120 mm, 45°, 110 V	1.800 kg	1	55517
Heating plate electronic, 200 mm, 110 V	1.920 kg	1	55851
Heating plate electronic, 300 mm, 110 V	5.350 kg	1	55854

Accessories


	No.
Table clamp piece for ROWELD heating element P110 / P125	55524
Floor stand for ROWELD P125	55539
Top plate for P125 (2 pieces)	55536

Peeling device

**For safe and quick preparation of pipes and fittings.
Delivered in a transport box**

Application Benefits

- Spring-mounted blades ensures automatic adaptation to oval pipes
- Long lifespan due to blade made of carbide metal
- Automatic feed allows for smooth chip removal
- Ease to use and low effort during the peeling process



Peeling device Size 1

Model	Weight	PU	No.
Peeling device Size 1, 32–110 mm	4.855 kg	1	53240
Peeling device Size 2, 110–500 mm	10.090 kg	1	53250
Spare blade Size 1 and 2	0.020 kg	1	53245

Squeezing device

Squeezing device for PE pipes. Spacers on both sides of the device to avoid pipe damages. Due to robust design, ideal for use at construction site

Mechanical: working range from Ø 32–63 mm. To protect the squeezed area there are adjustable distance controller beside.

Hydraulic: working range from Ø 75–225 mm. To protect the squeezed area there are adjustable distance controller beside. With this device the pipes can re-rounded with separate available re-rounding halfshells.

Application Benefits

- Distance plates prevent damage to the pipe on the sides
- Simple robust construction—ideal for use on construction sites



Squeezing device mechanical

Model	Weight	PU	No.
Squeezing device mechanical, 32–63 mm	5.000 kg	1	53200
Squeezing device hydraulic, 75–180 mm	37.000 kg	1	53210
Squeezing device hydraulic, 160–225 mm	55.600 kg	1	53220

Clamping device

For fixing pipes and fittings before and whilst welding

Application Benefits

- Exact alignment of the pipe prior to welding
- Tool-less exchangeable for quick and easy machine retooling



Double clamp adjustable

Model	Weight	PU	No.
Double clamp adjustable, 32 mm	1.500 kg	1	53251
Double clamp adjustable, 40 mm	2.125 kg	1	53252
Double clamp adjustable, 50 mm	2.380 kg	1	53253
Double clamp adjustable, 63 mm	2.520 kg	1	53254

Double clamp short

For fixing pipes and fittings before and whilst welding

Application Benefits

- Precise alignment of the pipes before welding
- Fixing of the pipes during the welding process



Double clamp short

Model	Weight	PU	No.
Double clamp short, 75 mm	3,360 kg	1	53255
Double clamp short, 90 mm	4,465 kg	1	53256
Double clamp short, 110 mm	6,200 kg	1	53257
Double clamp short, 125 mm	6,645 kg	1	53258
Double clamp short, 140 mm	6,290 kg	1	53259
Double clamp short, 160 mm	6,870 kg	1	53260
Double clamp short, 180 mm	9,590 kg	1	53261
Double clamp short, 200 mm	13,275 kg	1	53262
Double clamp short, 225 mm	11,150 kg	1	53263

Quad clamps

For connecting pipes with Ø 63–225 mm

Application Benefits

- Quadruple clamping device for aligning and fixing the tubes before and during the welding process
- For the production of control joints for bar stock



Quad clamp

Model	Weight	PU	No.
Quad clamp 63 mm	8.000 kg	1	53271
Quad clamp 75 mm	6.265 kg	1	53272
Quad clamp 90 mm	11.000 kg	1	53273
Quad clamp 110 mm	14.000 kg	1	53274
Quad clamp 125 mm	10.140 kg	1	53275
Quad clamp 140 mm	11.300 kg	1	53276
Quad clamp 160 mm	17.000 kg	1	53277
Quad clamp 180 mm	17.000 kg	1	53278
Quad clamp 200 mm	21.690 kg	1	53279
Quad clamp 225 mm	19.200 kg	1	53280

Re-Rounding clamps

For fixing the pipe and re-rounding after squeezing

Application Benefits

- Fixing the welding depth during electrofusion welding
- Rounding of the PE pipe after crimping

Model	Weight	PU	No.
Re-Rounding clamp 25 mm	1.111 kg	1	53281
Re-Rounding clamp 32 mm	0.590 kg	1	53282
Re-Rounding clamp 40 mm	1.111 kg	1	53283
Re-Rounding clamp 50 mm	0.835 kg	1	53284
Re-Rounding clamp 63 mm	1.000 kg	1	53285



Re-Rounding clamp

ROCUT UKS 160 / 355

High performance orbital circular saw

For cutting plastic pipes made of PE, PP and PVC at construction site and workshop

Application Benefits

- Offset-free and right-angled cutting
- Efficient working, high speed cutting
- Safety work due to sawblade protection
- Optimal pipe centering


Technical Data

Input power	1,750 W
Voltage	230 V
Working area diameter	160–355 mm
Power plug type	Plug type F (CEE 7 / 4)
Mains frequency	50 / 60 Hz



Sawblade protection

Safe operation



Circular saw

Central clamping

Perfect pipe centering

Four rubberised clamping and guide rollers ensure right-angled cuts with no misalignment



Secure clamping and optimum pipe centering are guaranteed by the central trapezoidal clamping device



Rubberised guide rollers

Right-angled cuts with no misalignment

Model	Weight	PU	No.
ROCUT UKS 160 / 355	12.900 kg	1	100000532
Spare HM saw blade 180 × 30 mm	0.600 kg	1	55505
Transport box	16.800 kg	1	120000526

ROCUT XL

**For cutting PE pipes in the trench.
For repairs and extensions.**

Tool for cutting PE pipes up to 315 mm

Application Benefits

- Can be used on each place of the pipe
- Robust cutter made of stainless steel

Technical Data


Working area diameter	315 mm
Welding material	PE, PP, PVC



ROCUT XL 125

Model	Weight	PU	No.
ROCUT XL 125 mm 4"	7.300 kg	1	1500000789
ROCUT XL 225 mm 8"	17.600 kg	1	1500000790
ROCUT XL 315 mm 12"	34.000 kg	1	1500000792
Spare blade 125 mm	0.270 kg	1	1500000793
Spare blade 225 mm	0.690 kg	1	1500000794
Spare blade 315 mm	2.100 kg	1	1500000795

An optimised cutting angle for easier pipe cutting



The lower clamp can be folded out completely. Therefore, ROCUT XL can be used at any desired position of the pipe



Plastic pipe chamfering unit

With replaceable blades Ø 16–160 mm For 15° outer chamfers on plastic pipe

With this tool 15° chamfers can easily be produced on plastic pipes

Application Benefits

- Flexible in use
- Wall thickness is continuously adjustable



Plastic pipe chamfering unit



Model	Weight	PU	No.
Chamfering unit Size 1, 16–110 mm	0.615 kg	1	55050
Chamfering unit Size 2, 32–160 mm	0.680 kg	1	55051
Spare blade Size 1 and 2	0.030 kg	1	55058








Refrigeration and air-conditioning technology

System overview	304-305
Complete solutions	
Commissioning and maintenance	306-307
Evacuation and charging	308
Refrigeration circuit control	
Digital manifold	309
Analog manifold	310
Pressure hose	311
Leak testing and locating	
Nitrogen set	312
Leak detection devices	313
Evacuation	
Vacuum pumps	314-316
Recovery and filling	
Refrigerant recovery device	317-318
Refrigerant scale	319
Accessories	
Cleaning, tools and adaptors	320-321
Instructions for the use of refrigerants	322
Conversion tables pressure and temperature	323







Complete solutions

	ROKLIMA MULTI 4F	ROCADDY 120 R32 Analog ROCADDY 120 R32 CL Analog	ROCADDY 120 R32 Digital ROCADDY 120 R32 CL Digital
			
Refrigerants class A1 (R134a, R410A etc.)	●	●	●
Refrigerants class A2 (R32, R1234yf etc.)	○	●	●
CO ₂ subcritical (R744)	○	○	●
System size	< 24 kW	< 24 kW	< 24 kW
Page	306	308	308

Refrigeration circuit control

	ROCOOL 600	2- and 4-ways manifold connection 5/16"	2- and 4-ways manifold connection 1/4"	Pressure hoses
				
Refrigerants class A1 (R134a, R410A etc.)	●	●	●	●
Refrigerants class A2 (R32, R1234yf etc.)	●	●	○	●
CO ₂ subcritical (R744)	●	○	○	●
System size	all	all	all	all
Page	309	310	310	311

Evacuation

	ROAIRVAC R32 1.5	ROAIRVAC R32 CL 2.0	ROAIRVAC R32 3.0	ROAIRVAC R32 CL 5.0	ROAIRVAC R32 6.0	ROAIRVAC R32 9.0
						
Refrigerants class A1 (R134a, R410A etc.)	●	●	●	●	●	●
Refrigerants class A2 (R32, R1234yf etc.)	●	●	●	●	●	●
CO ₂ subcritical (R744)	●	●	●	●	●	●
Cordless	○	●	○	●	○	●
System size	< 24 kW	< 40 kW	< 74 kW	< 100 kW	< 123 kW	< 124 kW
Page	314	316	314	316	314	314

Recovery

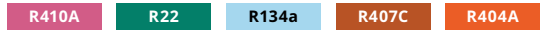

	ROREC	ROREC PRO Digital
		
Refrigerants class A1 (R134a, R410A etc.)	●	●
Refrigerants class A2 (R32, R1234yf etc.)	○	●
CO ₂ subcritical (R744)	○	○
System size	< 24 kW	all
Page	317	318

Complete solutions

ROKLIMA MULTI 4F

Fully automatic commissioning and maintenance of air-conditioning units and heat pumps

The innovative unit enables safe and comfortable operation on refrigeration systems. With simple menu navigation, 4 functions (4F) are automatically controlled.



Application Benefits

- Pressure resistance up to 80 bar guarantees full use with heat pumps
- Everything you need within reach
- Simple menu guidance guarantees appropriate use
- Fully automatic control gives time for parallel work
- Safe transport

4 functions (4F) in one:

- Evacuation
- Charging
- Leakage test
- Control of the recovery process

Technical Data

Working area pressure	25 micron
Frequency	50 Hz
Voltage	240 V
Working area temperature	-25–50 °C
Connection	Bottle adaptor / 1/4" SAE
Suction volume	42 l/min
Resolution Weighing	10 g
Hose length	2,500 mm

Sturdy, compact metal casing

Protects all components such as vacuum pump and scale

Integrated high vacuum pump with 42 l/min suction power

For evacuation of the system in accordance with DIN 8975

Pull-out precision digital scale up to 100 kg

Secure stand for large and small containers



Interactive 16-digit display with 4 function buttons

All required parameters can be easily entered

3 different pressure gauges "Pulse-free", class 1.6, 80 mm

Universal use on air-conditioning units with all common refrigerants and operation in the high pressure range with R410A

2 pressure hoses (2,500 mm) from the series "Plus" with ball valve

Safe and comfortable operation with refrigerants without the risk of refrigerant loss

Plastic capillary hose

Safe, leak-free filling due to shut-off valve

13

Shock-resistant low pressure and high pressure gauges for various refrigerants



Secure storage of all accessories



Pressure hoses: 2.5 m long with shut-off valve



Bottle adaptor No. 173204 / 05 for scale and 1/4" reducing pieces

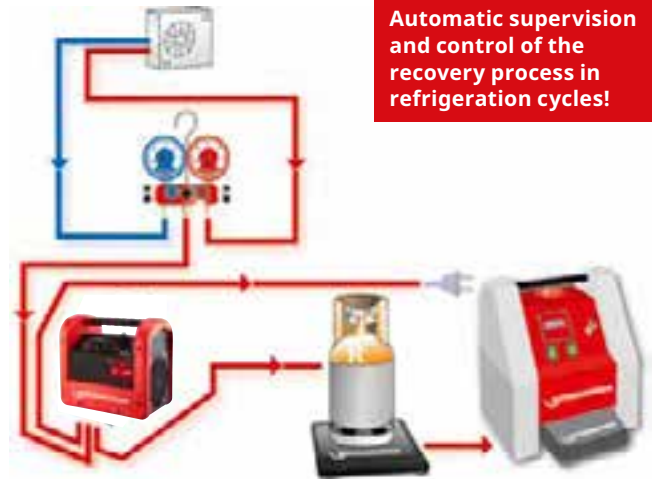


ROKLIMA MULTI 4F

Automatic evacuation and filling with the ROKLIMA MULTI 4F!



Automatic supervision and control of the recovery process in refrigeration cycles!



ROKLIMA MULTI 4F in use (evacuation and charging)



Set (No. 100000138) includes: 2-stage vacuum pump, 2× low pressure gauges, 1× high pressure gauge R410A, 2× pressure hoses with ball valve à 2,500 mm, 2× bottle connection adaptors (1/4" SAE No. 173205, 5/16" SAE No. 173204), 2× reducing pieces 1/4" SAE F-5/16" SAE M (No. 170016), precision digital scale up to 100 kg, automatic control, vacuum and pressure switch, mineral oil (No. 169200)

Model	Weight	PU	No.
ROKLIMA MULTI 4F	17.000 kg	1	100000138
Reducer pieces 1/4" SAE F-5/16" SAE M	0.100 kg	1	170016

Secure storage of accessories: pressure hoses bottle adaptor, plastic capillary hose

Precision scale up to 100 kg
Resolution: 10 g
Accuracy: ± 1 %



Ergonomic and compact




Light



ROCADDY 120 R32 (CL) Analog / Digital

Universal sets for evacuation and charging

The universal set ROCADDY is suitable for the installation, maintenance and repair of refrigeration and air conditioning systems and heat pumps.



Application Benefits

- Everything you need within reach
- Flexible use with the individual use of the tools
- Easy to transport
- Electronic digital scale ROSCALE 120 with a weighing capacity of 120 kg and a measuring accuracy per measuring step of 5 g
- 2-stage high vacuum pump ROAIRVAC (corded / accumulator) with integrated vacuum gauge and solenoid check valve

- Digital installer aid for automatic calculation of superheat and subcooling. More than 80 refrigerants stored in the unit
- 2 analog 4-way installer aids for the common refrigerants R22, R134a, R404A, R407C and the high-pressure refrigerants R410A and R32
- Pressure hose set of 3 PLUS series hoses with shut-off valve for safe working with refrigerants
- TUBE CUTTER 35 and MINICUT II PRO for cutting tubes of diameter 6–35 mm to length

Flexible application with corded or battery-powered vacuum pump

Sturdy plastic rolling case

Simple and comfortable transport with ample room for accessories and small parts

2-stage high vacuum pump

For evacuation and removal of all moisture residue in refrigeration systems during installation per DIN 8975

Electronic digital scale up to 120 kg with high measurement precision

Precise weighing of refrigerant



Bottle adaptor for 1 kg and 2 kg refrigerant bottles for connection to the scale

Secure mounting of the bottle during charging

ROCADDY 120 R32 Analog / Digital (No. 1000002560/1000002561) includes: 2-stage vacuum pump ROAIRVAC R32 1.5 (No. 1000002399), 4-way manifold (No. 170502) / 4-way manifold (No. 1000001427) (Analog), ROCOOL 600 (No. 1000000569) / clamping thermometer (No. 1000000540) (Digital), pressure hose set 5/16" SAE 1,500 mm (No. 1500000030), pressure hose set 1/4" SAE 1,500 mm (No. 1500000028), ROSCALE 120 (No. 173004), 3/8" SAE F-1/4" SAE M (No. 89501), 2 x 5/16" SAE F-1/4" SAE M (No. 01700RD), 5/16" SAE M-1/4" SAE F (No. 170016), bottle connection 1/4" (No. 173205), bottle connection 5/16" (No. 173204), mineral oil (0,4I), TUBE CUTTER 35 (No. 70027), MINICUT II PRO (No. 70402), transport case (No. 169051)

ROCOOL 600

For cutting Ø 6–35 mm pipes to length

Automatic calculation of superheat and subcool. Optionally upgradable through attachment of a vacuum probe and a reading out function

ROCADDY 120 R32 CL Analog / Digital (No. 1000003622/1000003623) includes: 2-stage vacuum pump ROAIRVAC R32 2.0 CL (No. 1000003229), 4-way manifold (No. 170502) / 4-way manifold (No. 1000001427) (Analog), ROCOOL 600 (No. 1000000569) / clamping thermometer (No. 1000000540) (Digital), pressure hose set 5/16" SAE 1,500 mm (No. 1500000030), pressure hose set 1/4" SAE 1,500 mm (No. 1500000028), ROSCALE 120 (No. 173004), 3/8" SAE F-1/4" SAE M (No. 89501), 2 x [5/16" SAE F-1/4" SAE M (No. 01700RD), 5/16" SAE M-1/4" SAE F (No. 170016)], bottle connection 1/4" (No. 173205), bottle connection 5/16" (No. 173204), bottle connection for R32 (No. 173206), mineral oil (0,4I), TUBE CUTTER 35 (No. 70027), MINICUT II PRO (No. 70402), 8.0 Ah Li-HD battery (No. 1000002549), charger (No. 1000001654), transport case (No. 169051)

Model	Weight	PU	No.
R410A R22 R134a R407C R404A R32			
ROCADDY 120 R32 Analog	20.000 kg	1	1000002560
ROCADDY 120 R32 Digital	19.000 kg	1	1000002561

Model	Weight	PU	No.
R410A R22 R134a R407C R404A R507 R32			
ROCADDY 120 R32 CL Analog	21.000 kg	1	1000003622
ROCADDY 120 R32 CL Digital	20.000 kg	1	1000003623

ROCOOL 600

For commissioning, maintenance work and documentation of refrigeration systems of all kinds



Application Benefits

- Modular system: The basic device can be fitted with the optional Red Box incl. the Data Viewer software for reading out or recording data on a PC.
- More than 80 refrigerants incl. R32 and R744 (sub-critical) are stored in the device. New refrigerants can be added later using the update function
- Simultaneous calculation of superheat and subcool
- The documentation software Data Viewer generates an automatic report based on the data recorded. Ideal for handing out to the customer (client)
- An external Pirani vacuum probe allows reading of the vacuum where the most precise measurement is possible: directly at the refrigeration system

Technical Data

Working area pressure	-1-60 bar
Working area Temperature	-10-50 °C
Recording time	96 h
Connection	1/4" SAE
Display size	11 cm

An absolute all-rounder due to the unique modular system!

Large screen

All important data at a single glance.
Strong backlight for dark environment

Connection for the temperature sensor T1

For automatic measurement of superheat data

Connection for the external vacuum probe

For very precise measurement of the vacuum level directly at the refrigeration system

Pressure sensors "Made in Germany"

Precise measurement from -1 to 60 bar

T-connection with Schrader valve 1/4" SAE

3-way function: Evacuation and filling without changing a hose

Y-connections 1/4" SAE

A connection and sealing plug in one.
Simple transport of hoses when not in operation

- Set (No. 100000569) includes: ROCOOL 600, 1 temperature sensor
- Set (No. 100000570) includes: ROCOOL 600, 2 temperature sensors, carry case
- Set (No. 100000572) includes: ROCOOL 600, 2 temperature sensors, red box and data viewer software, carry case

Model	Weight	PU	No.
ROCOOL 600 Set with 1 temperature sensor, blister	1.495 kg	1	100000569
ROCOOL 600 Set with 2 temperature sensors, case	4.060 kg	1	100000570
ROCOOL 600 Set with 2 temperature sensors, red box, data viewer software, case	4.435 kg	1	100000572

Solid and non-tacky rubber coating

Prevents shock damages and allows a safe handling

Connection for the temperature sensor T2

For automatic measurement of subcool data


Green and red LEDs

An optical signal is displayed once an adequate vacuum level is reached or leakage in the system and also a warning of overpressure

Connection of the Red Box

To record data for up to 96 hours and independent read out of data at a PC

Temperature sensor for a pipe diameter of up to Ø 32 mm



External vacuum probe for very precise measurement of the vacuum



Set (No. 100000539) includes: Red box, data viewer software, connection cable, external power supply

Model	Weight	PU	No.
Red box, software, connection cable, external power supply	0.338 kg	1	100000539
Temperature sensor	0.120 kg	1	100000540
Vacuum probe	0.155 kg	1	100000541

Analog manifolds

2- and 4-way manifolds

The ROTHENBERGER 4-way manifolds are used for the commissioning and maintenance of air conditioning and refrigeration systems as well as heat pumps

Pressure gauge Ø 80 mm, with pulse-dampening class 1.6

Easy-to-read, high precision display

Large hand valve with color coding

Light, secure and precise opening and closing of the diaphragm valve, maintenance free

Valve sets

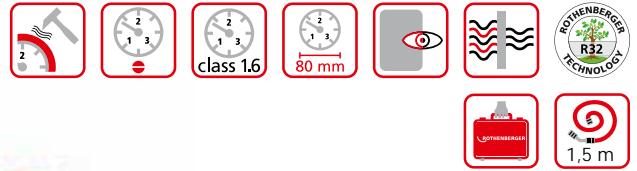


Pressure gauge with shock-proof rubber protector

Protects against damage

Valve body made of aluminium with gauge glass

Sturdy despite low weight



2-way manifold

Model	Weight	PU	No.
R22 R134a R407C R404A			
2-way, 1/4" SAE, 34 bar	0.700 kg	1	170501
4-way, 1/4" SAE, 34 bar	0.900 kg	1	170502
R410A R32			
2-way, 5/16" SAE, 60 bar	1.010 kg	1	1000001426
4-way, 5/16" SAE, 60 bar	1.105 kg	1	1000001427

Model	No.
Blue rubber protector for manifold	170545
Red rubber protector for manifold	170546
Valve sets for manifold	170547

Manifold sets

Manifold sets and pressure hoses

2-way manifold (for 170600 and 170607)

4-way manifold (for 170601, 170606, 170602 and 170608)

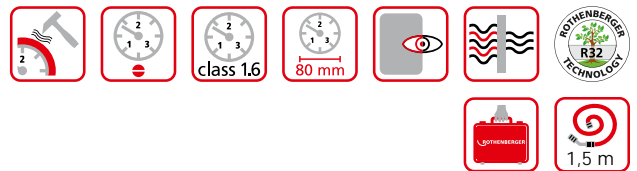
Durable and highly precise tool



No. 170602

Pressure hose with ball valve "Plus" (only for 170602 and 170608)

No loss of refrigerant



Scope of delivery: manifold, pressure gauge with Ø 80 mm, "Pulse-free", class 1.6, 3 × 1,500 mm pressure hoses, plastic carrying case


Model	Weight	PU	No.
R22 R134a R407C R404A			
Manifold set 2-way, Standard	2.700 kg	1	170600
R410A R32			
Manifold set 2-way, Standard	2.700 kg	1	170607
R22 R134a R407C R404A			
Manifold set 4-way I, Standard	2.800 kg	1	170601
R410A R32			
Manifold set 4-way I, Standard	2.800 kg	1	170606
R22 R134a R407C R404A			
Manifold set 4-way II, Plus	2.800 kg	1	170602
R410A R32			
Manifold set 4-way II, Plus	2.800 kg	1	170608

3-piece pressure hose sets

Available in "Standard" and "Plus"

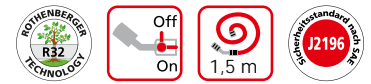
Application Benefits

- No confusion and safe use with the colour coding (blue, red, yellow)
- Teflon seal with up to 10× longer service life compared to neoprene seal
- Working pressure 60 bar / burst pressure 300 bar. This is an 8 % better pressure resistance as previously



"Standard" series

"Standard" series	Weight	PU	No.
Vacuum hose 3/8" SAE, 1.5 m	0.220 kg	1	1500000032
R22 R134a R407C R404A			
Set of 3 pressure hoses 1/4" SAE, 1.5 m	0.760 kg	1	1500000024
Pressure hose yellow, 1/4" SAE, 1.5 m	0.250 kg	1	1500000025
R410A R32			
Set of 3 pressure hoses 5/16" SAE, 1.5 m	0.730 kg	1	1500000026
Pressure hose yellow, 5/16" SAE, 1.5 m	0.250 kg	1	1500000027



"Plus" series

"Plus" series with ball valve	Weight	PU	No.
R22 R134a R407C R404A			
Set of 3 pressure hoses 1/4" SAE, 1.5 m	0.895 kg	1	1500000028
Pressure hose yellow, 1/4" SAE, 1.5 m	0.250 kg	1	1500000029
R410A R32			
Set of 3 pressure hoses 5/16" SAE, 1.5 m	0.840 kg	1	1500000030
Pressure hose yellow, 5/16" SAE, 1.5 m	0.250 kg	1	1500000031



Tool set Climate I and II

Practical tool set with all tools required

For the installation and maintenance of refrigeration systems and heat pumps

Application Benefits

- Monitor temperature and pressure
- Quality hoses with high bursting pressure
- Pipe cutter for all pipe cross-sections from 3–35 mm (1/8"–1.1/8")
- Measurement of ambient and ventilator air temperature
- Clean, kink-free bending of all common pipe cross-sections
- Optimum flaring connections for all types of air-conditioner

Set Climate I (No. 170604) includes: 2-way manifold (No. 170501), set of pressure hoses standard 1/4" SAE, TUBE CUTTER 35 C (No. 070027C), MINICUT pipe cutter (No. 070401C), thermometer, set of bending springs 3/8"–1/2"–5/8", universal flaring tool (No. 222601), plastic case

Set Climate II (No. 170605) includes: 2-way manifold (No. 100001426), set of pressure hoses standard 5/16" SAE, TUBE CUTTER 35 C (No. 070027C), MINICUT pipe cutter (No. 070401C), thermometer, set of bending springs 3/8"–1/2"–5/8", reeling flaring tool (No. 222402), plastic case

Model	Weight	PU	No.
Tool set Climate I	2.300 kg	1	170604
Tool set Climate II	2.400 kg	1	170605

The ideal introduction into a whole new area of business!



No. 170604

Nitrogen set

Multiple uses for refrigeration systems

Application Benefits

- Fine scaled 1.0 gauge—precise reading of the testing pressure
- Spring loaded pressure reducing valve—simple and safe handling
- Connection for large bottles—easy connection for bottles of all sizes possible
- 950 cm³ nitrogen bottle included—complete set



Ideal for split air-conditioning units and heat pumps!



950 cm³ nitrogen bottle included

Complete set

Spring loaded pressure reducing valve

Simple and safe handling

Fine scaled 1.0 pressure gauge


Precise reading of the testing pressure

Connection for large bottles


Any size of bottle can be connected without a problem

13

5/16" SAE adaptor for connecting to R410 units



Bottle adaptor for connecting 950 cm³ bottles



Set (No. 100003865) includes: pressure reducing valve, connection hose, bottle adaptor, pressure gauge, nitrogen bottle and plastic case

Model	Weight	PU	No.
Nitrogen set incl. 1 kg bottle	4.070 kg	1	100003865
Nitrogen bottle à 950 cm ³	1.235 kg	6	259008

ROLEAK PRO

Electronic leak detection device for locating leaks in refrigeration systems (3 g/a)

Application Benefits

- Durable and highly sensitive sensor tip with a leak detection rate of 3 g/a within 3 seconds
- Suitable for R32
- Simple determination of the refrigerant concentration
- Adjustment of the sensor tips zero measurement point for simple detection of the leak
- Reference leak for functionality test included
- Easy accessibility of even hard to reach leaks



Technical Data

Leak status	LED display
Sensor length	40 cm
Leak detection rate	3 g/a within 3 seconds
Working temperature	0 °C up to 40 °C
Voltage	6 V (4 AA batteries included)

Audio signal

Comfortable use

7 LEDs

Simple determination of the refrigerant concentrate with the coloured shading

RESET-button

Adjusts to the sensor tip zero point setting for simple leak location

3 different sensitivity levels

Exact and fast location of the leak



40 cm long, flexible sensor

Easy access in hard-to-reach places



No. 1500002241

Model	Weight	PU	No.
ROLEAK PRO	1.085 kg	1	1500002241

Evacuation

ROAIRVAC

Two-stage vacuum pump For evacuation in accordance with DIN 8975 with vacuum gauge and solenoid valve



The ROTHENBERGER ROAIRVAC vacuum pumps are used for evacuating all refrigeration circuits according to DIN 8975. The two-stage rotary vane pump achieves a vacuum of less than 25 micron. As a result, air conditioning systems, refrigeration systems and heat pumps can be freed of residual moisture.

Application Benefits

- Solenoid check valve to protect the refrigeration system from oil contamination during power outage
- Vacuum gauge with integrated drag indicator enables simple and quick control of the evacuation process
- Protects the integrated components with the light and high-quality casing
- Gas ballast valve for reduction of water vapour in the oil container
- Special filter reduces oil mist on exhaust vent
- Gauge-glass enables easy oil-stand monitoring
- Fast filling of oil without spilling, no special funnel is necessary
- Easy access to the oil drain plug makes emptying quick
- Thermal switch protects the unit from the motor overheating
- Standard 1/4" SAE connection as well as 5/16" SAE and 3/8" SAE adaptor included in delivery
- Removable cable prevents cable damage

Gas ballast valve

Reduction of water vapour in the oil container, guarantees higher evacuation power and service life

Special filter

Reduces oil mist on exhaust vent

Light and high-quality casing

Protects the integrated components

Ergonomic handle

Light, compact and easy to transport

Removable cable

Prevents cable damage

Integrated vacuum gauge

Simple and fast control of the evacuation process

Integrated solenoid valve

Prevents backwash of oil into the refrigeration system

Four-pole motor

Increased torque and long service life (only with ROAIRVAC R32 1.5, 3.0 and 6.0)



13

1/4" SAE standard connection with adaptors for 5/16" SAE and 3/8" SAE



Optimal positioned viewing glass and oil drains for simple draining of the oil



Practical: operating instructions always within view



ROAIRVAC series

Typ	ROAIRVAC R32 1.5	ROAIRVAC R32 3.0	ROAIRVAC R32 6.0	ROAIRVAC R32 9.0
No.	1000002399	1000002713	1000001231	1000002714
Pump rating	1.5 CFM / 42 l / min / 2.5 m ³ /h	3.0 CFM / 85 l / min / 5.1 m ³ /h	6.0 CFM / 170 l / min / 10.2 m ³ /h	9.0 CFM / 255 l / min / 15.3 m ³ /h
Vacuum stages	2	2	2	2
Final vacuum	15 micron / 0.02 mbar	15 micron / 0.02 mbar	15 micron / 0.02 mbar	15 micron / 0.02 mbar
Motor rating	190 W / 1,720 r/m	250 W / 1,720 r/m	550 W / 1,720 r/m	750 W / 3,440 r/m
Voltage	230 V	230 V	230 V	230 V
Frequency	50 Hz / 60 Hz	50 Hz / 60 Hz	50 Hz / 60 Hz	50 Hz / 60 Hz
Connection	1/4"	1/4"	1/4"	1/4"
with adaptor	5/16" SAE M / 3/8" SAE M	5/16" SAE M / 3/8" SAE M	5/16" SAE M / 3/8" SAE M	5/16" SAE M / 3/8" SAE M
Oil capacity	250 ml	330 ml	580 ml	590 ml
Manifold Ø	45 mm	50 mm	80 mm	80 mm

Future-proof product for the increased use of R32 refrigerants



ROAIRVAC R32 1.5 (42 l/min)



ROAIRVAC R32 3.0 (85 l/min)



ROAIRVAC R32 9.0 (255 l/min)

Mineral oil is included in all pump deliveries



ROAIRVAC R32 6.0 (170 l/min)



ROAIRVAC R32 1.5—vacuum pump in use with the digital manifold ROCOOL 600



Scope of delivery: vacuum pump with 1/4", 5/16" SAE and 3/8" SAE connections, plastic bottle with mineral oil

Model	Weight	PU	No.
ROAIRVAC R32, 1.5 42 l/min	10.100 kg	1	1000002399
ROAIRVAC R32, 3.0 85 l/min	11.900 kg	1	1000002713
ROAIRVAC R32, 6.0 170 l/min	17.500 kg	1	1000001231
ROAIRVAC R32, 9.0 255 l/min	18.400 kg	1	1000002714
Mineral oil, 1 litre	0.945 kg	1	169200

Evacuation

ROAIRVAC CL

Battery driven two-stage vacuum pump



Application Benefits

- Compatible with CAS or AMPShare battery system
- Solenoid check valve to protect the refrigeration system from oil contamination during power outage
- Protects the integrated components with the light and high-quality casing
- Gas ballast valve for reduction of water vapor in the oil container
- Special filter reduces oil mist on exhaust vent
- Gauge-glass enables easy oil-stand monitoring
- Fast filling of oil without spilling, no special funnel is necessary
- Easy access to the oil drain plug makes emptying quick
- Thermal switch protects the unit from the motor overheating
- Standard 1/4" SAE connection as well as 5/16" SAE and 3/8" SAE adaptor included in delivery

Technical Data

	R32 2.0 CL	R32 5.0 CL
Pump rating	2.0 CFM / 57 l/min	5.0 CFM / 142 l/min
Vacuum stages	2	2
Final vacuum	23 micron	15 micron
Motor power	185 W / 3,600 r/m	550 W / 1,800 r/m
Voltage	18 V	18 V
Connection	1/4"	1/4"
with Adapter	5/16" SAE M / 3/8" SAE M	5/16" SAE M / 3/8" SAE M
Oil capacity	180 ml	350 ml



Gas ballast valve

Reduction of water vapour in the oil container, guarantees higher evacuation power and service life

Special filter

Reduces oil mist on exhaust vent

Light and high-quality casing

Protects the integrated components

Ergonomic handle

Light, compact and easy to transport

Battery LED indicator

Easy management of remaining battery power

Powerful 18 V battery

Compatible with more than 200 power tools from 20 manufacturer

Brushless motor

For wear-free working and a longer life time



No. 1000003229



No. 1000003231



No. 1000003230



No. 1000003233

Model

	Weight	PU	AMPShare-No.	CAS-No.
ROAIRVAC R32 2.0 CL, 1 x 8 Ah battery, charger, ROBUCKET	6.100 kg	1	1000004181	1000003230
ROAIRVAC R32 2.0 CL, without battery and charger	3.700 kg	1	1000004180	1000003229
ROAIRVAC R32 5.0 CL, 1 x 8 Ah battery, charger, ROBUCKET	10.000 kg	1	1000004183	1000003233
ROAIRVAC R32 5.0 CL, without battery and charger	7.500 kg	1	1000004182	1000003231

ROREC

Refrigerant recovery device

Compact, portable device for recovery and recycling refrigerants of all kinds



Application Benefits

- Maintenance-free operation through oil-free compressor
- 4-pole motor guarantees durability of the machine
- Low noise and vibration emissions because of its compact design
- Simple and safe work through intuitive operation
- Emptying of refrigerant residue by using the PURGE function for working with different refrigerants

Technical Data

Suitable for	all A1 refrigerants of the type CFC, HCFH and HFC
Capacity	gaseous: 0.26 kg/min fluid: 1.85 kg/min push/pull: 6.22 kg/min
Electrical data	230 V / 50–60 Hz
Power	370 W
High pressure switch	38.5 bar

Ideal for mono and multi-split air-conditioning units and heat pumps!

Integrated high pressure switch

Protects the integrated components

PURGE function

Emptying of refrigerant residue in the unit (self-cleaning mode)

Simple use

Controlled dosage of the refrigerant supply

RESET Button

Reset of the pressure shut-off

Removable cable

Prevents cable damage

Oil-free compressor

Maintenance-free operation

Thermal switch

Protects the unit from overheating

Light and compact plastic casing

Simple transport and use

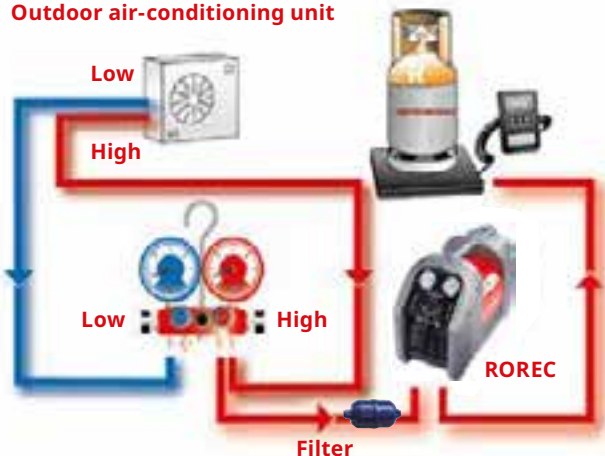
4-pole motor

Increased torque and service life



Recovery of refrigerant

Exemplary: Outdoor air-conditioning unit



Simple and precise reading with the glycol filled pressure gauge

Practical storage compartment for accessories on the back



Model	Weight	PU	No.
ROREC	17.000 kg	1	168605
Filter	0.120 kg	1	168713

ROREC PRO Digital

Refrigerant recovery device

Lightweight recovery unit for the recovery of refrigerants of the classes A1, A2L and A2 (incl. R32), suitable for all unit sizes thanks to its high recovery rate.



Application Benefits

- 4-pole motor guarantees the durability of the machine
- Low noise and vibration emission thanks to the compact design
- Intuitive handling makes it simple and safe to use
- Maintenance-free operation through the oil-free compressor
- Emptying of the device in order to work with different refrigerants with the PURGE function
- Simple transport and use with the light and compact plastic casing

Technical Data

Recovery rate	gaseous: 0.5 kg/min; 3 kg/h fluid: 3.5 kg/min; 21 kg/h push/pull: 9.5 kg/min; 57 kg/h
Power supply	230 V / 50–60 Hz
Power	730 W
High pressure switch	38.5 bar

Digital display

Clearly structured display of the measured pressure values

Low pressure switch

Automatic shut-off and automatic restart once the pressure increases again

Oil-free 2-piston compressor

Very high recovery rate with maintenance free operation



Practical storage compartment

Storage of accessories in the back

Shoulder strap for transport over longer distances

Clearly structured digital display



Model	Weight	PU	No.
ROREC PRO Digital	12.000 kg	1	1500002637
Filter	0.120 kg	1	168713

ROSCALE 120

Electronic refrigerant scale

Precise, easy to handle refrigerant scale for filling and evacuation processes with a maximal weight capacity of 120 kg

Application Benefits

- Resolution of 5 g enables very precise filling
- Weight capacity sufficient for all common refrigerant bottles
- Cable connection enables comfortable use in every situation
- Bottle adaptor for connecting small refrigerant bottles (1 l and 2 l bottles)
- Refrigerant bottles of all sizes have enough space
- Large LCD display for comfortable reading of the result
- Simple use

Technical Data

Weight capacity	120 kg or 264 lbs
Accuracy	± 0,5 %
Resolution	5 g / 0,2 oz.
Working temperature	-10 °C up to 49 °C / 14 °F up to 120 °F
Connection	1/4" SAE for 1-2l bottles
Battery	9V
Platform size	230 × 230 × 53 mm



ROSCALE 120 in carrying case

Set (No. R17300416) includes: ROSCALE 120, 9V battery, carrying case

Model	Weight	PU	No.
ROSCALE 120 up to 50 kg	2.100 kg	1	173003
ROSCALE 120 up to 120 kg	3.280 kg	1	R17300416

Refrigerant for air-conditioning units

Non-chlorinated refrigerant of the HFC group in practical 40 bar steel bottles (bursting pressure: 165 bar) TÜV seal No. 0036-043 / 03D and TPED accepted as per 9 / 36 / CE

With ROTHENBERGER refrigerant, installers and refrigeration technicians can fill air conditioning and refrigeration systems that are particularly difficult to access. Due to the compact bottle, transport to roofs etc. is also easy.

Standardised SAE thread on all bottle valves

Universal application

Refillable bottles

Full flexibility for the user



Model	Weight	PU	No.
R410A Refrigerant R410A in cardboard packaging			
1 l steel bottle 5/16" SAE, 40 bar	1.545 kg	6	170912
2 l steel bottle 5/16" SAE, 40 bar	3.145 kg	4	170932
R32 Refrigerant R32 in cardboard packaging			
1 l steel bottle 1/2" SAE, 40 bar	1.535 kg	6	170960
2 l steel bottle 1/2" SAE, 40 bar	3.320 kg	4	170961



SANIFRESH

Deodorising cleaning spray

Application Benefits

- Removes the threat of disease and allergies—practical and ecologically friendly solution for removing mites, dust, bacteria and spores
- Spray is applied directly to affected surface
- Economical spray can with spray nozzle and spray tube
- Removes unpleasant odours. Pleasant mint smell



Model	Weight	PU	No.
SANIFRESH 12 bottles	3.960 kg	1	85800

Bottle connection and adaptors

For refrigerant bottles

For use with new refrigerant bottles on existing equipment



No. 170950, No. 1500003381

No. 173204, No. 173205

No. 01700RD

Model	No.
Adapter 1/2" to 1/4" SAE	170901
Adaptor 1/4" SAE M, 5/16" SAE F, with valve trigger	01700RD
Adapter 1/4" SAE F to 5/16" SAE, M connection	170016
Adapter 1/4" SAE M, 3/8" SAE F	89501
Adapter 3/8" SAE M, 1/4" SAE F	89503
Bottle adapter 1/4" connection	173205
Bottle adapter 5/16" connection	173204
Bottle adapter W21.8 x 1/4" SAE, M connection, seal for 2l sized bottles	170950
Bottle adapter W21, 8 x 1/4" SAE, M connection (left)	1500003381

Torque wrench set

For proper tightening of flange connections

Set with adjustable torque wrench (10–70 Nm) and 6 spanner inserts sizes 17, 22, 24, 26, 27 and 29 mm for flange connections on 1/4", 3/8", 1/2" and 5/8" pipe lines according to DIN EN 378- 2:2012-08



Fix with torque urgently necessary!



7-piece set (No. 175001) includes: spanner wrench sizes 17, 22, 24, 26, 27, 29 mm, torque wrench, carrying bag

Ø	Spanner width	Locking torque
1/4" / 6 mm	17 mm	14–18 Nm
3/8" / 10 mm	22 mm	33–42 Nm
1/2" / 12 mm	24 mm	50–62 Nm
1/2" / 12 mm	26 mm	50–62 Nm
5/8" / 15/16 mm	27 mm	63–77 Nm
5/8" / 15/16 mm	29 mm	63–77 Nm

Model	Weight	PU	No.
Torque wrench set 17–22–24–26–27–29 mm	1.700 kg	1	175001

Schrader valve tool

Application Benefits

- For exchanging the Schrader valve on air-conditioners under pressure, without having to recover the unit
- For safe and easy change of spring insert of the Schrader valve tool
- With safety thread for risk-free use with R410A



Model	Weight	PU	No.
Schrader valve tool	0.450 kg	1	87800

Plate fin comb

Application Benefits

- For straightening the plate fins of heat-exchangers
- 6 different sizes in one too



Fig. similar

Model	Weight	PU	No.
Plate fin comb 8-9-10-12-14-15 fins per inch	0.095 kg	1	224500

Refrigerant data from CFC-alternative refrigerants

Refrigerant	Composition	ODP	GWP	Temperature glide
R22 (HFCKW refrigerant)	CHCLF2	0.05	1,810	
R134a (HFKW-chlorine-free refrigerant)	CF3CH2F	0	1,430	
R32 (HFKW-chlorine-free refrigerant)	CH2F2	0	675	
R404A (HFKW-chlorine-free blends)	52 % R143a, 44 % R125, 4 % R134a	0	3,922	
R507 (HFKW-chlorine-free blends)	50 % R143a, 50 % R125	0	3,985	
R407C (HFKW-chlorine-free blends)	23 % R32, 25 % R125, 52 % R134a	0	1,774	7.5 K
R410A (HFKW-chlorine-free blends)	50 % R32, 50 % R125	0	2,088	0.2 K

ODP = Ozone Depletion Potential (degree in which the ozone layer is destroyed)
 GWP = Global Warming Potential (degree in which it contributes to the greenhouse effect)

Instructions for safe and proper use of the refrigerants

Refrigerant

- Wear protective gloves and safety goggles
- Do not let refrigerant come in contact with skin
- Do not inhale high concentrations of vapours (Lack of oxygen causes a narcotic effect and is a danger to life)
- Do not smoke around refrigerant
- Working place / room must be thoroughly aired, if necessary extracted

Refrigerant bottles

- Secure against accidents, do not throw
- Do not expose to direct sunlight and do not place near radiators or other heat sources
- Do not use open flame
- Do not disassemble or remove valves
- Damaged bottles need to be properly returned
- Close empty containers

Air-conditioners

- Air-conditioner leaks need to be repaired immediately
- Do not allow refrigerant to leak while filling or doing maintenance work
- In high concentrations (for example pipe burst), leave the room and do not enter again until it has been properly ventilated
- Only do brazing work together with protective nitrogen gas and only in well ventilated areas

Flare connections

Normal flare size in accordance with JIS B8607:2008
 Flare outer diameter in relationship to the pipe diameter

Pipe outer diameter mm / inch	Metric	Wall thickness mm / inch	Flare outer diameter with R22-, R134a-, R404-, R407C air-conditioners	Flare outer diameter with R410A air-conditioners
6 mm		1 mm	8.5 mm	9.1 mm
8 mm		1 mm	11.1 mm	11.1 mm
10 mm		1 mm	13.6 mm	13.2 mm
12 mm		1 mm	15.3 mm	16.5 mm
16 mm		1 mm	19.5 mm	19.2 mm
18 mm		1 mm	22.0 mm	22.7 mm
1/4"	6.35 mm	0.35"	9.0 mm	9.1 mm
5/16"	7.94 mm	0.35"	11.0 mm	11.1 mm
3/8"	9.52 mm	0.35"	13.0 mm	13.2 mm
1/2"	12.70 mm	0.35"	16.2 mm	16.6 mm
5/8"	15.88 mm	0.35"	19.4 mm	19.7 mm
3/4"	19.05 mm	0.35"	23.3 mm	24.0 mm

Conversion table pressure

mbar	Micron	TORR	mm HG Vakuum
10	7,516	7.5	752
5	3,759	3.6	756
2	1,503	1.5	758
1	752	0.75	759
0.5	376	0.36	
0.4	300	0.30	
0.3	225	0.23	
0.2	150	0.15	
0.1	75	0.08	
0.09	68		
0.07	53		
0.06	45		
0.05	38		
0.04	30		
0.03	22		
0.02	15		
0.01	8		

Conversion table temperatureConversion from °C in °F: $^{\circ}\text{C} \times 1.8 + 32 = ^{\circ}\text{F}$ Conversion from °F in °C: $(^{\circ}\text{F} - 32) : 1.8 = ^{\circ}\text{C}$

°C	°F	°C	°F	°F	°C	°F	°C
100	212	30	86	212	100	70	21
95	203	25	77	200	93	60	16
90	194	20	68	190	88	50	10
85	185	15	59	180	82	40	4
80	176	10	50	170	77	30	-1
75	167	4	39	160	71	20	-7
70	158	0	32	150	66	10	-12
65	149	-10	14	140	60	0	-18
60	140	-20	-4	130	54	-10	-23
55	131	-30	-22	120	49	-20	-29
50	122	-40	-40	110	43	-30	-34
45	113	-50	-58	100	38	-40	-40
40	104	-60	-76	90	32	-50	-46
35	95	-273	-460	80	27	-60	-51
						-112	-80
						-460	-273

Common threads

UNF-Thread	SAE-Thread	Outer diameter (max. mm)	Internal diameter (min. mm)	Lodes per inch	Increment (mm)
7/16"-20	1/4"	11.079	9.738	20	1.270
1/2"-20	5/16	12.667	11.328	20	1.270
5/8"-18	3/8"	15.839	14.348	18	1.411
3/4"-16	1/2"	19.012	17.330	16	1.588
7/8"-14		22.184	20.262	14	1.814
7/8"-14	5/8"	22.184	20.262	14	1.814
1"-14	3/4"	25.357	23.437	14	1.814
1 1/16"-14		26.947	25.024	14	1.814
1 1/8"-12		28.529	26.284	12	2.117
1 1/4"-12	7/8"	31.704	29.459	12	2.117
1 3/8"-12		34.877	32.634	12	2.117
1 1/2"-12	1"	38.052	35.809	12	2.117

1) Detailed guarantee terms at:
<https://rothenberger.com/gb-en/service/repairs-servicing-and-spare-parts>
(Only in participating countries)





Universal tools

System overview	326-329
Pliers	
Water pump pliers	330-333
Pliers sets	334
Corner pipe wrenches	335
One-handed pipe wrenches, chain pipe wrenches	336-338
Grip pliers, strap and fittings wrenches	338-340
Installation wrenches	
UNI stepped key set	341
Sanitary four way	341
Valve key	342
Open-ended, hinged ratchet wrenches	342-344
Screwdrivers	
Screwdriver sets	345-346
Installation aids	
Spirit levels, cartridge extractor sets	347
Tap reseating tool	348
Combination and electrical pliers	349
Drilling and screwing	
Drill driver and drill bits	350-353, 356
Cordless impact wrench	353
Cutting and grinding	
Cordless angle grinder	354
Cutting and grinding discs	355
General aids	
Cordless LED lamp	357
Battery packs and charger	358-359
Hammers, chisels	360
Vices	361
Workbenches	362
General aids and tool bags	363-365
Case system	366-369

ROGRIP pliers

ROGRIP M 7" 1K ROGRIP M 7" 2K ROGRIP M 10" 1K ROGRIP M 10" 2K ROGRIP F 7" 1K ROGRIP F 7" 2K



Working range	Ø 43 mm (1.1/4")	Ø 43 mm (1.1/4")	Ø 60 mm (2")	Ø 60 mm (2")	Ø 43 mm (1.1/4")	Ø 43 mm (1.1/4")
Length	185 mm (7")	185 mm (7")	254 mm (10")	254 mm (10")	185 mm (7")	185 mm (7")
Weight	0.245 kg	0.255 kg	0.490 kg	0.490 kg	0.215 kg	0.227 kg
Material	Chrome vanadium steel					
Page	330	330	330	330	330	330

ROGRIP pliers | **Water pump pliers**

ROGRIP F 10" 1K ROGRIP F 10" 2K ROGRIP XL SP 7" SP 10" SP 12"



Working range	Ø 60 mm (2")	Ø 60 mm (2")	Ø 102 mm (3.1/2")	Ø 34 mm (1")	Ø 43 mm (1.1/4")	Ø 48 mm (1.1/2")
Length	254 mm (10")	254 mm (10")	440 mm (16")	175 mm (7")	250 mm (10")	300 mm (12")
Weight	0.470 kg	0.480 kg	1.400 kg	0.150 kg	0.290 kg	0.460 kg
Material	Chrome vanadium steel			Chrome vanadium steel		
Page	330	330	331	332	332	332






Water pump pliers | **Corner pipe wrenches 45°**

SPK 7" SPK 10" SPK 12" „Super S" 10" „Super S" 12"








Working range	Ø 34 mm (1")	Ø 43 mm (1.1/4")	Ø 48 mm (1.1/2")	Ø 22 mm (1/2")	Ø 34 mm (1")
Length	175 mm (7")	250 mm (10")	300 mm (12")	250 mm (10")	300 mm (12")
Weight	0.165 kg	0.315 kg	0.475 kg	0.400 kg	0.810 kg
Material	Chrome vanadium steel			Chrome vanadium steel	
Page	333	333	333	335	335

Corner pipe wrenches 45°

	„Super S“ 16"	„Super S“ 20"	„Super S“ 24"	10"	12"
					
Working range	Ø 48 mm (1.1/2")	Ø 60 mm (2")	Ø 89 mm (3")	Ø 22 mm (1/2")	Ø 34 mm (1")
Length	420 mm (16")	540 mm (20")	640 mm (24")	250 mm (10")	300 mm (12")
Weight	1.440 kg	2.440 kg	3.400 kg	0.370 kg	0.740 kg
Material	Chrome vanadium steel	Chrome vanadium steel	Chrome vanadium steel	Chrome vanadium steel	Chrome vanadium steel
Page	335	335	335	335	335






Corner pipe wrenches 45°

Pipe wrenches 90°

	16"	20"	12"	16"	20"
					
Working range	Ø 48 mm (1.1/2")	Ø 60 mm (2")	Ø 34 mm (1")	Ø 48 mm (1.1/2")	Ø 60 mm (2")
Length	420 mm (16")	540 mm (20")	300 mm (12")	420 mm (16")	540 mm (20")
Weight	1.340 kg	2.400 kg	0.740 kg	1.340 kg	2.400 kg
Material	Chrome vanadium steel	Chrome vanadium steel	Chrome vanadium steel	Chrome vanadium steel	Chrome vanadium steel
Page	335	335	335	335	335

Pipe wrenches 90°

One-handed pipe wrench HEAVY DUTY

	24"	36"	HEAVY DUTY 6"	HEAVY DUTY 8"	HEAVY DUTY 10"
					
Working range	Ø 89 mm (3")	Ø 114 mm (4")	Ø 22 mm (1/2")	Ø 32 mm (1")	Ø 48 mm (1.1/2")
Length	640 mm (24")	750 mm (36")	152 mm (6")	200 mm (8")	250 mm (10")
Weight	3.400 kg	5.600 kg	0.250 kg	0.400 kg	0.780 kg
Material	Chrome vanadium steel	Chrome vanadium steel	Chrome vanadium steel	Chrome vanadium steel	Chrome vanadium steel
Page	335	335	336	336	336

One-handed pipe wrench HEAVY DUTY

HEAVY DUTY 12"



HEAVY DUTY 14"



HEAVY DUTY 18"



HEAVY DUTY 24"



HEAVY DUTY 36"



Working range	Ø 60 mm (2")	Ø 60 mm (2")	Ø 73 mm (2.1/2")	Ø 80 mm (3")	Ø 141 mm (5")
Length	300 mm (12")	350 mm (14")	450 mm (18")	600 mm (24")	900 mm (36")
Weight	1.250 kg	1.680 kg	2.670 kg	4.320 kg	7.500 kg
Material	Chrome vanadium steel	Chrome vanadium steel	Chrome vanadium steel	Chrome vanadium steel	Chrome vanadium steel
Page	336	336	336	336	336

One-handed pipe wrench HEAVY DUTY

HEAVY DUTY 48"



HEAVY DUTY 60"



One-handed pipe wrench ALUDUR

ALUDUR 10"



ALUDUR 14"



ALUDUR 18"



Working range	Ø 168 mm (6")	Ø 203 mm (8")	Ø 48 mm (1.1/2")	Ø 60 mm (2")	Ø 73 mm (2.1/2")
Length	1,200 mm (48")	1,500 mm (60")	250 mm (10")	350 mm (14")	450 mm (18")
Weight	15.800 kg	24.000 kg	0.480 kg	0.990 kg	1.630 kg
Material	Chrome vanadium steel	Chrome vanadium steel	Aluminium	Aluminium	Aluminium
Page	336	336	336	336	336

One-handed pipe wrench ALUDUR

ALUDUR 24"



ALUDUR 36"



ALUDUR 48"



ALUDUR 60"



Pliers wrench

ROFAST 10"



Working range	Ø 89 mm (3")	Ø 141 mm (5")	Ø 168 mm (6")	Ø 200 mm (8")	Ø 141 mm (1.7/8")
Length	600 mm (24")	900 mm (36")	1,200 mm (48")	1,500 mm (60")	254 mm (10")
Weight	2.510 kg	5.000 kg	8.420 kg	14.600 kg	0.530 kg
Material	Aluminium	Aluminium	Aluminium	Aluminium	Chrome vanadium steel
Page	336	336	336	336	339

One-handed pipe wrench STILLSON

STILLSON 8"

STILLSON 10"

STILLSON 12"

STILLSON 14"

STILLSON 18"



Working range	Ø 27 mm (3/4")	Ø 34 mm (1")	Ø 43 mm (1.1/4")	Ø 48 mm (1.1/2")	Ø 60 mm (2")
Length	200 mm (8")	250 mm (10")	300 mm (18")	350 mm (14")	450 mm (18")
Weight	0.280 kg	0.590 kg	0.715 kg	1.040 kg	1.740 kg
Material	Steel, drop forged	Steel, drop forged	Steel, drop forged	Steel, drop forged	Steel, drop forged
Page	336	336	336	336	336

One-handed pipe wrench STILLSON

STILLSON 24"

STILLSON 36"



ROCASE case system

ROCASE

ROBOX



Working range	Ø 73 mm (2.1/2")	Ø 102 mm (3.1/2")	Sizes	5	2
Length	600 mm (24")	900 mm (36")	Volume	5.7-48.2l	0.65-1.37l
Weight	3.080 kg	5.690 kg	Weight	0.630-2.640 kg	0.090-0.170 kg
Material	Steel, drop forged	Steel, drop forged	Material	ABS plastic	ABS plastic
Page	336	336	Page	366	367

Power Tools

RO DD 60

RO ID 400

RO AG 8000

RO FL 180



System battery	CAS	CAS	CAS	CAS
Type battery	Li-Power	Li-Power	Li-HD	Li-HD
Idle speed	0-450/min	0-2,150/min	8,000/min	○
Weight with battery	1.770 kg	1.900 kg	2.400 kg	1.570 kg
Page	350	353	353	357

Universal tools

Water pump pliers

ROGRIP M

Quick adjustable water pump pliers

Holds and grips a wide variety of pipe types up to Ø2"

Application Benefits

- Durable: Due to the double hardening, the teeth are particularly wear-resistant
- Slip resistant: The shape of the teeth (self locking), the 3-touch-point grip on the pipe and the soft-touch handle, prevent slipping off the pliers.
- Large gripping capacity: 30% more gripping capacity¹⁾: 10" pliers up to 2" pipe diameter.

Technical Data

Working area diameter	2"
Working area diameter	0–60 mm
Material	Chrome vanadium steel

Model	Weight	PU	No.
ROGRIP M, 7", 1K	0.235 kg	6	1000002697
ROGRIP M, 7", 2K	0.250 kg	6	1000002698
ROGRIP M, 10", 1K	0.470 kg	6	1000002699
ROGRIP M, 10", 2K	0.495 kg	6	1000002700

ROGRIP F

Quick adjustable water pump pliers

Holds and grips a wide variety of pipe types up to Ø2"

Application Benefits

- Durable: Due to the double-hardened teeth, the teeth only wear slowly
- Slip-resistant: The shape of the teeth (self-locking), the 3-touch-point grip on the pipe and the soft-touch handle, prevent slipping off the pliers
- Large gripping capacity: 30% more gripping capacity: 10" pliers up to 2" pipe diameter
- Safety lock system: prevents unintentional opening and enables a 50% quicker adjustment

Curve-Shape-Design: especially ergonomic

3-point grip over the middle for reliable clam-ping. Perfect grip on pipes up to Ø2"



Model	Weight	PU	No.
ROGRIP F, 10", 1K	0.405 kg	6	1000002704
ROGRIP F, 10", 2K	0.425 kg	6	1000002705
ROGRIP F, 7", 1K	0.215 kg	6	1000002701
ROGRIP F, 7", 2K	0.225 kg	6	1000002702

Double hardened jaws, extremely durable

Firm grip on any surface even under the strongest conditions

ROTHENBERGER Curve-Shape-Design

Particularly ergonomic for large pipe diameters. Reduces the risk of pinching fingers

Large grip width

Reliable grip and hold up to 2" pipe diameter

New handle design

Good grip with two handle versions

Wide handles

More comfort and better power transmission



ROTHENBERGER Curve-Shape-Design—7" pliers has the same gripping capacity as a normal 10" WAPU

Double hardened jaws, extremely durable

Firm grip on any surface even under the strongest conditions

ROTHENBERGER Curve-Shape-Design

Particularly ergonomic for large pipe diameters. Reduces the risk of pinching fingers

Large grip width

Reliable grip and hold up to 2" pipe diameter

New handle design

Good grip with two handle versions

Wide handles

More comfort and better power transmission



Safety blocking system

Prevents unintentional opening and enables up to 50% faster adjustment

ROTHENBERGER Curve-Shape-Design—7" pliers has the same gripping capacity as a normal 10" WAPU

ROGRIP XL

Quick adjustable water pump pliers

Application Benefits

- 16" pliers up to 3.1/2" pipe diameters
- 3-point grip: reliable clamping and perfect grip up to the maximum pipe diameter.
- ROTHENBERGER Curve-Shape-Design: especially ergonomic by large pipe diameters. Reduces the danger of fingers getting clamp
- Wide handles for more comfort and better power transmission
- 14 adjustment positions for variable working

Technical Data

Working area diameter	3.1/2"
Working area diameter	102 mm
Material	Chrome vanadium steel

Enourmous gripping width of 3.1/2" — reliable grip during application



Double hardened jaws, extremely durable

Firm grip on any surface even under the strongest conditions



Large grip width

Secure gripping and holding up to 3.1/2" pipe diameter

14 adjustment positions

Variable working, laterally stable and high load capacity

ROTHENBERGER Curve-Shape-Design

Particularly ergonomic for large pipe diameters. Reduces the risk of pinching fingers

Slip-resistant plastic handles

High grip reliability


Wide handles

More comfort and better power transmission

Curve-Shape-Design: especially ergonomic



3-point grip over the middle for reliable clamping. Perfect grip on pipes up to Ø3.1/2"



ROTHENBERGER Curve-Shape-Design — especially ergonomic!

Model	Weight	PU	No.
ROGRIP XL, 102 mm (3.1/2")	1.400 kg	1	100000328

Water pump pliers SP

According to DIN 5231 D, with heavy-duty box joint, chrome vanadium steel, drop-forged, tempered, polish head and joint



Application Benefits

- Ideal for hard-to-reach places with the longer, thinner pliers head with measurements favourable for corners
- Optimum grip for reliable hold of pipes, flat objects, squared and hexagonal screw
- Long service life due to induction-hardened teeth
- Variable use: 7 size settings
- Non-slip even on smooth pipes
- Safest use with the crush and pinch protection

Technical Data

Working area diameter	0-1.1/2"
Working area diameter	0-48 mm
Material	Chrome vanadium steel

Asymmetrical gripping surfaces

Optimum grip due to rhombus-shaped gripping surfaces

Measurements favourable size for corners

Ideal for hard to reach places



Self-clamping jaws

Non-slip even on smooth pipes

Induction hardened teeth

Long service life and wear-resistant

Ergonomically shaped, non-slip leg

Reliable hold



7-position adjustable (10" and 12"), laterally stable, high load capacity

Variable use

Crush and clamp guard

Safe use

Optimum grip



Model	Weight	PU	No.
Water pump plier SP, 34 mm (1")	0.150 kg	6	70527
Water pump plier SP, 43 mm (1.1/4")	0.290 kg	6	70528
Water pump plier SP, 48 mm (1.1/2")	0.460 kg	6	70529
Water pump pliers set SP, 7-10-12"	0.940 kg	1	70520



Water pump pliers SPK

Application Benefits

- Self-clamping jaws: Non-slip even on smooth pipes
- Long, slim pliers head: Ideal for hard-to-reach places
- Induction hardened teeth: For a long service life
- 7-way adjustable: Allows variable work
- Anti-slip plastic handles: High grip safety even when working with water and oil

Technical Data

Working area diameter	1.1/2"
Working area diameter	0-48 mm
Material	Chrome vanadium steel
Material handle	Dipped handles

**Increased safety:
Plastic covered handles!**



Model	Weight	PU	No.
Water pump plier SPK, 34 mm (1")	0.165 kg	6	70521
Water pump plier SPK, 43 mm (1.1/4")	0.315 kg	6	70522
Water pump plier SPK, 12 pieces, counter display	4.335 kg	1	070522D
Water pump plier SPK, 43 mm (1.1/4"), with hanger	0.350 kg	1	070522E
Water pump plier SPK, 48 mm (1.1/2")	0.475 kg	6	70523
Water pump plier SPK, 48 mm (1.1/2"), with hanger	0.530 kg	1	070523E

Groove water pump pliers CL

Chrome-vanadium special steel, chrome-plated, drop-forged, hardened and tempered, polished head, with slip-on joint, straight jaws, according to DIN 5231 E



Application Benefits

- No slipping of the joint possible
- Absolutely firm fit in every open position
- Easy, smooth adjustment
- Induction-hardened teeth for long service life
- Crush and clamp guard prevent injuries
- Plastic covered handles

Technical Data

Working area diameter	0-4"
Working area diameter	0-114 mm
Material	Chrome vanadium steel
Material handle	Dipped handles



Model	Weight	PU	No.
Grooved water pump plier CL, 48 mm (1.1/2")	0.330 kg	1	70591
Grooved water pump plier CL, 60 mm (2")	0.560 kg	1	70592
Grooved water pump plier CL, 114 mm (4")	1.150 kg	1	70593

Universal tools

Hand tool sets / Water pump pliers

ROBOX pliers sets

3 pieces pliers sets for holding and turning of diverse types of pipes

The ROBOX sets contain a selection of hand tools for all aspects of pipe processing. The tools are supplemented by the practical ROBOX. Consumables such as fittings can be stored alongside your tools.

3 pieces set (No. 1000002188) includes:

corner pipe wrench 45°, SUPER S, 1" (No. 070122X), ROGRIP M 10", 1K (No. 1000002699), ROGRIP M 7", 1K (1000002697), ROBOX B2650 (No. 1000002763)

3 pieces set (No. 1000002189) includes:

one-handed pipe wrench ALUDUR, 14" (No. 70160), ROGRIP M 10", 1K (No. 100002699), ROGRIP M 7", 1K (1000002697), ROBOX B2650 (No. 1000002763)

No. 1000002188



No. 1000002189



**RO
BOX**

Model	Weight	PU	No.
ROBOX pliers set 3 pieces, with corner pipe wrench, ROBOX	1.600 kg	1	1000002188
ROBOX pliers set 3 pieces, with pipe wrench ALUDUR, ROBOX	1.700 kg	1	1000002189

Professional sets

Practice-oriented set of pipe wrenches and pipe cutter

3 pieces set (No. 070130X) includes: pipe wrench 1" (No. 070122X), pipe wrench 1.1/2" (No. 070123X), pipe wrench 2" (No. 070124X)

4 pieces set (No. 070135X) includes: pipe wrench 1" (No. 070122X), pipe wrench 1.1/2" (No. 070123X), wapu SP 10" (No. 70528), TUBE CUTTER 35 (No. 70027)

3 pieces set (No. 070140X) includes: pipe wrench 1" (No. 070122X), pipe wrench 1.1/2" (No. 070123X), wapu SP 10" (No. 70528)



No. 070130X



No. 070135X



No. 070140X



Model	Weight	PU	No.
Corner pipe wrench set 1, 3 pieces, 1-2"	5.000 kg	1	070130X
Corner pipe wrench set 2, 4 pieces, TUBE Cutter 35, water pump plier SP, 1", corner pipe wrench 1-1.1/2"	3.100 kg	1	070135X
Corner pipe wrench set 3 Corner pipe wrench 1-1.1/2", water pump plier SP, 1"	2.700 kg	1	070140X
Corner pipe wrench set 1-1.1/4-1.1/2-2"	5.100 kg	1	070137X

ROGRIP pliers sets

The quickly adjustable water pump pliers generation ROGRIP is available as a practical set with three different sizes

For work in installation and assembly.

3 pieces set (No. 1000001068) includes:

ROGRIP M7", 1K (No. 1000002697),
ROGRIP M10", 1K (No. 1000002699),
ROGRIP XL, 16" (No. 1000000328)

Model	Weight	PU	No.
ROGRIP set M, 7", 1K, 10", 1K, ROGRIP XL	2.300 kg	1	1000001068



No. 1000001068

Corner pipe wrench 45° SUPER S

Chrome vanadium steel, drop forged, tempered, with reinforced sleeve, polished jaws and a favourable size for corners

The corner pipe wrench 45° SUPER S can be used for clamping and rotating pipes with Ø 1/2" to 3"

Application Benefits

- Self-clamping: 3-point clamping ensures reliable and firm grip even with smooth pipes
- Reliable grip and non-slip with teeth set against turning direction, induction hardend
- Double T-profile handle, ideal for clamping different materials forms, enables universal application



Model	Weight	PU	No.
22 mm (1/2")	0.400 kg	6	070121X
34 mm (1")	0.810 kg	1	070122X
48 mm (1.1/2")	1.440 kg	1	070123X
60 mm (2")	2.440 kg	1	070124X
89 mm (3")	3.400 kg	1	70125

Corner pipe wrench 45°

Chrome vanadium steel, drop forged, tempered, with reinforced sleeve, polished jaws

Holding and turning of a wide variety of pipe types in the range Ø 1/2" to 2"

Application Benefits

- Favourable size for corners
- Thin muzzle with thin jaws, 45° angled



Model	Weight	PU	No.
22 mm (1/2")	0.370 kg	1	070131X
34 mm (1")	0.740 kg	1	070132X
60 mm (2")	2.400 kg	1	070134X

Pipe wrench 90°

Chrome vanadium steel, drop forged, tempered, with reinforced sleeve, polished jaws.

Holding and turning of a wide variety of pipe types in the range Ø 1" to 4"

Application Benefits

- Favourable size for corners
- Thin muzzle with thin jaws, 90° angled



Model	Weight	PU	No.
34 mm (1")	0.740 kg	1	070110X
48 mm (1.1/2")	1.340 kg	1	070111X
60 mm (2")	2.400 kg	1	070112X
89 mm (3")	3.400 kg	1	70113
114 mm (4")	5.600 kg	1	70114

One-handed pipe wrench HEAVY DUTY

Application Benefits

- Self-clamping, hook spring-loaded
- Quick preset of pipe-Ø using scale on hook
- Wearing parts replaceable: hook and heel jaw can be purchased separately
- Monobloc cast iron body with high strength, double T-profile, forged jaw and hooks, fine polished, teeth set against the turning direction, induction hardened, tempered and non-slip adjusting screw



US-Norm GGG-W-651 Type II Class A



Model	Size	Weight	PU	No.	Hook	Jaws
160 mm (6")	26 mm (3/4")	0.250 kg	1	70148	70199	70189
200 mm (8")	32 mm (1")	0.400 kg	1	70150	70200	70190
250 mm (10")	48 mm (1.1/2")	0.780 kg	1	70151	70201	70191
300 mm (12")	60 mm (2")	1.250 kg	1	70152	70202	70192
350 mm (14")	60 mm (2")	1.680 kg	1	70153	70203	70193
450 mm (18")	73 mm (2.1/2")	2.670 kg	1	70154	70204	70194
600 mm (24")	89 mm (3")	4.320 kg	1	70155	70205	70195
900 mm (36")	141 mm (5")	7.500 kg	1	70156	70206	70196
1,200 mm (48")	168 mm (6")	15.800 kg	1	70157	70207	70197
1,500 mm (60")	203 mm (8")	24.000 kg	1	70158	70208	70198

One-handed pipe wrench ALUDUR

Application Benefits

- Features similar HEAVY DUTY
- Weight saving of approx. 40%: extremely light, high strength aluminium alloy
- Wearing parts replaceable, hook and heel jaw can be purchased separately



US-Norm GGG-W-651 Type I Class B



Model	Size	Weight	PU	No.	Hook	Jaws
250 mm (10")	48 mm (1.1/2")	0.480 kg	1	70159	70201	70191
350 mm (14")	60 mm (2")	0.990 kg	1	70160	70203	70192
450 mm (18")	73 mm (2.1/2")	1.630 kg	1	70161	70204	70194
600 mm (24")	89 mm (3")	2.510 kg	1	70162	70205	70195
900 mm (36")	141 mm (5")	5.000 kg	1	70163	70206	70196
1,200 mm (48")	168 mm (6")	8.420 kg	1	70168	70207	70197
1,500 mm (60")	203 mm (8")	12.700 kg	1	70169	70208	70198

One-handed pipe wrench STILLSON

Application Benefits

- Features similar to HEAVY DUTY
- Hardened adjustment nut presses onto the handle during use and prevents undesired readjustment
- Optimised double-spring construction guarantees quick and firm self-clamping, ensuring secure hold even on smooth pipes



US-Norm GGG-W-651 Type I Class B



Model	Size	Weight	PU	No.	Hook
200 mm (8")	27 mm (3/4")	0.280 kg	1	70350	70374
250 mm (10")	34 mm (1")	0.590 kg	1	70351	70375
300 mm (12")	43 mm (1.1/4")	0.720 kg	1	70352	70376
350 mm (14")	48 mm (1.1/2")	1.040 kg	1	70353	70377
450 mm (18")	60 mm (2")	1.740 kg	1	70354	70378
600 mm (24")	73 mm (2.1/2")	3.080 kg	1	70355	70379
900 mm (36")	102 mm (3.1/2")	5.690 kg	1	70356	70380

One-handed pipe wrench OFFSET PATTERN HEAVY DUTY



Application Benefits

- Offset wrench head is ideal for working in confined spaces (e. g. near to the wall)
- One-handed ratchet-like use, self-clamping, hook spring-loaded
- Quick preset of pipe-Ø using scale on hook
- Wearing parts replaceable: hook and heel jaw can be purchased separately



Model	Size	Weight	PU	No.	Hook	Jaws
250 mm (10")	48 mm (1.1/2")	0.750 kg	1	70166	70201	70191
350 mm (14")	60 mm (2")	1.460 kg	1	70167	70203	70192

One-handed corner pipe wrench 90°

Application Benefits

- Features similar to HEAVY DUTY
- Weight savings of approx. 40 %: extremely light, high strength aluminium alloy



Model	Size	Weight	PU	No.	Hook	Jaws
350 mm (14")	60 mm (2")	0.895 kg	1	70115	70203	70192
450 mm (18")	73 mm (2.1/2")	1.495 kg	1	70116	70204	70194

Chain Pipe wrench 4" R/L

Application Benefits

- Profile handle made of drop forged chrome vanadium steel, polished head with hardened special tooth system, powerful chain made of hardened and tempered special steel
- Double-sided teeth surfaces set against the turning direction for use in both directions without re-inserting



Model	Weight	PU	No.
Chain pipe wrench 115 mm (4")	0.780 kg	1	70235

Chain pipe wrench HEAVY DUTY

Very robust model for toughest conditions , proven in pipeline construction, jaws and handle are forged, jaws are replaceable



Application Benefits

- Strong chain made of tempered special steel—fits every cross-sections
- Double-sided tooth system for ratchet-like use, for right and left-handed operation



Model	Weight	PU	No.
Chain pipe wrench HEAVY DUTY, 48 mm (1.1/2")	1.400 kg	1	70242
Chain pipe wrench HEAVY DUTY, 73 mm (2.1/2")	3.500 kg	1	70243
Chain pipe wrench HEAVY DUTY, 114 mm (4")	6.700 kg	1	70244
Chain pipe wrench HEAVY DUTY, 168 mm (6")	12.600 kg	1	70245
Chain pipe wrench HEAVY DUTY, 220 mm (8")	17.200 kg	1	70246
Chain pipe wrench HEAVY DUTY, 324 mm (12")	24.200 kg	1	70247
Spare chain HEAVY DUTY, 1.1/2"	0.900 kg	1	70262
Spare chain HEAVY DUTY, 2.1/2"	0.410 kg	1	70263
Spare chain HEAVY DUTY, 4"	0.680 kg	1	70264
Spare chain HEAVY DUTY, 6"	2.170 kg	1	70265
Spare chain HEAVY DUTY, 8"	2.700 kg	1	70266
Spare chain HEAVY DUTY, 12"	3.200 kg	1	70267
Jaws for Chain pipe wrench HEAVY DUTY, 48 mm (1.1/2")	0.440 kg	1	70571
Jaws for Chain pipe wrench HEAVY DUTY, 73 mm (2.1/2")	0.580 kg	1	70572
Jaws for Chain pipe wrench HEAVY DUTY, 114 mm (4")	0.640 kg	1	70573
Jaws for Chain pipe wrench HEAVY DUTY, 168 mm (6")	2.100 kg	1	70574
Jaws for Chain pipe wrench HEAVY DUTY, 220 mm (8")	2.940 kg	1	70575

Fittings wrench 90°

Special chrome-vanadium steel, steel forged

Application Benefits

- Plastic jaws guarantee a secure and gentle grip, especially for chrome-plated fittings or polished surfaces
- High-quality DURAMANT surface coating

Plastic jaws, gentle grip!



Model	Weight	PU	No.
Fittings wrench 90°, 35 mm (1")	0.740 kg	1	70545

ROFAST pliers wrench

For gripping, holding, pressing and bending surface-sensitive, chrome-plated screw fittings

Application Benefits

- Gentle on surfaces: Smooth, parallel jaws enable use on sensitive surfaces
- Versatile use: Replaces spanner sets from 0–50 mm or 0–1.7/8" and dispense with use of other tools
- Convenient handling: Excellent pressing and clamping force with a 10 × force transfer for higher gripping force



Model	Weight	PU	No.
ROFAST 10", 2K	0.530 kg	1	1000003390

Fitting key

Steel forged, burnished, smooth jaws for protection of fittings and delicate or polished surfaces

Application Benefits

- Short lever: ideal for working in confined spaces
- Steel forged: Tough and durable
- Smooth jaws without teeth: For the protection of fittings and delicate or polished surfaces

SANIGRIP / SANIGRIP PL

Special chrome-vanadium steel, steel forged, chrome-plated, 4 adjustable sizes at joint, with toothed grip jaws SANIGRIP PL version with plastic jaws to protect the fittings

Application Benefits

- Secure and gentle grip on valuable fittings without damaging polished surfaces
- Optimum grip is ideal for plastic screw joints up to Ø 62 mm (siphon)



Model	Weight	PU	No.
Clamping width 65 mm	0.710 kg	1	350900
Clamping width 75 mm	0.695 kg	1	350850



Model	Weight	PU	No.
SANIGRIP 14–80 mm	0.270 kg	1	70415
SANIGRIP PL 14–62 mm	0.280 kg	1	70416

Universal tools

Fittings wrenches

EASYGRIP

Automatic strap wrench for plastic pipes Ø 20–160 mm (3/4–6")

The indispensable tool for socket welding large diameter plastic pipes

Application Benefits

- The indispensable tool for socketing or fixing plastic pipes with larger diameters
- No damage to pipe surface with the centred prismatic support
- Secure grip with special non-slip nylon strap



Centred prismatic support

No damage to the pipe surface



Non-slip special nylon strap

Secure grip

Model	Weight	PU	No.
EASYGRIP 20–160 mm (3/4–6")	1.000 kg	1	55075
Spare strap EASYGRIP	0.100 kg	1	55076

Strap and fittings wrench

Made of special aluminium alloy, with replaceable nylon strap

For gentle work on chrome-plated surfaces up to Ø 3" or up to 8"

Application Benefits

- Safe to use on chrome-plated fittings without damaging polished surfaces
- Use in the automotive industry (oil filter changes)



Small, compact design

Ideal for confined spaces



Model	Weight	PU	No.
Strap and fittings wrench 89 mm (3")	0.280 kg	1	70240
Strap and fittings wrench 220 mm (8")	0.280 kg	1	70241
Spare strap 8"	0.030 kg	1	70269

UNI stepped key set

For installation and removal of radiator valve nipples, return screw connections and short tap extensions. Chrome vanadium steel, hardened, nickel-plated, square drive 1/2"

Application Benefits


- Universally applicable: cam, internal hexagonal and 12-edged driver, sizes 3/8-1/2-3/4-1" and other sizes between
- No canting of nipples and screw connections with special stepped key design
- Combination key enables installation and removal of radiator valve nipples, return fittings and short tap extensions
- 1/2" ratchet, quick and easy installation



1/2" ratchet

Quick and easy assembly

Model	Weight	PU	No.
UNI stepped key nipples, 3/8-1/2-3/4-1"	0.120 kg	1	73298
UNI stepped key set with ratchet, 3/8-1"	0.670 kg	10	73297
Gas Stepped key	0.160 kg	1	73280
Reversible ratchet, 1/2"	0.550 kg	1	27180



Sanitary four way key

Chrome vanadium steel

Application Benefits

- Four external hexagonal 3/8", 1/2", 3/4", 1" up to 100 mm and installation and removal of heating valves and tank connectors
- Three inner threads M8, M10 and M12 for hanger bolts



Model	Weight	PU	No.
Sanitary four way key with multifunctional	0.640 kg	1	351043

Sanitary four way key

Chrome vanadium steel

Application Benefits

- Four external hexagonal 3/8", 1/2", 3/4", 1" up to 100 mm and installation and removal of heating valves and tank connectors
- Three inner threads M8, M10 and M12 for hanger bolts



Model	Weight	PU	No.
Sanitary four way key with multifunctional	0.590 kg	1	351044

Universal tools

Craftsman Standard Tool / Open-ended spanner

RO-QUICK

Valve key Release valve holder and key for eccentric and standard valves

The RO-QUICK valve key is suited for installing eccentric and standard valves in bathtubs, basins and sinks.

No damage to chrome-plated parts!



No. 70414

No. 70413

Application Benefits

- Quick and problem-free use by installation of bathtubs, basins and sinks
- Can be used from the bottom up
- With 2 facing, spring mounted locking cams, as well as holder with T-handle
- Adapter with star handle for showers, bathtubs (optional accessory)
- Torque-proof immediately on insertion

Model	Weight	PU	No.
RO-QUICK valve key 34 mm	0.300 kg	1	70414
RO-QUICK set	0.405 kg	1	70439
Adapter for RO-QUICK	0.070 kg	1	70413
Bathtub adapter Geberit for RO-QUICK	0.100 kg	1	70412

ROCLICK

Combined open-ended / hinged ratchet wrench

Chrome vanadium steel, polished and high shine chrome-plated

Application Benefits

- Can also be used in confined working positions due to movable ring ratchet
- Precise work due to fine-running ratchet (72 teeth)

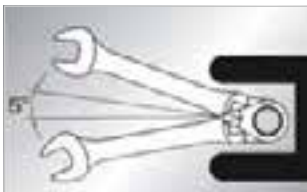


Fig. ROCLICK wrench set



Small operating radius of only 5°!

Small 5° operating radius



Adjustable inclination angle



Model	Weight	PU	No.
ROCLICK key set 8-10-11-13-14-17-19 mm, 7 pieces	1.150 kg	1	70490

Torque wrench set

For proper tightening of flange connections

Set with adjustable torque wrench (10–70 Nm) and 6 spanner inserts sizes 17, 22, 24, 26, 27 and 29 mm for flange connections on 1/4", 3/8", 1/2" and 5/8" pipe lines according to DIN EN 378- 2:2012-08



**Fix with torque
urgently necessary!**



7 pieces set (No. 1750.01) includes: spanner wrench sizes 17–22–24–26–27–29 mm, torque wrench, carrying bag

Model	Weight	PU	No.
Torque wrench set 17–22–24–26–27–29 mm	3.500 kg	1	175001

ROCLICK ratchet spanner

Chrome vanadium, head black atramentized

Application Benefits

- With the spring mechanism—the harder the pressure, the more firmer the grip
- Self-ratcheting effect when turning back
- Fast extraction and loosening of screws
- Suitable especially for screws on pipes, cables and rods



Model	Weight	PU	No.
ROCLICK 10 mm	0.080 kg	1	70420
ROCLICK 11 mm	0.080 kg	1	70419
ROCLICK 12 mm	0.080 kg	1	70421
ROCLICK 13 mm	0.090 kg	1	70422
ROCLICK 14 mm	0.090 kg	1	70423
ROCLICK 16 mm	0.130 kg	1	70424
ROCLICK 19 mm	0.188 kg	1	70426
ROCLICK 21 mm	0.230 kg	1	70427
ROCLICK 24 mm	0.240 kg	1	70418
ROCLICK key set 8–10–11–13–14–17–19 mm, 7 pieces	1.150 kg	1	70490

SWO adjustable wrench

Chrome vanadium steel, chrome-plated and polished

For loosening and tightening screw connections.



Application Benefits

- Metric measuring scale on the jaws for easy determination of the sizes of nuts and bolts
- Great accessibility in confined spaces, non-protruding jaw shank at maximum opening
- Perfect gripping of nuts and bolts due to absolutely parallel jaw surfaces

Model	Weight	PU	No.
SWO, 6", 34 mm (1.3/8")	0.205 kg	1	1500001509
SWO, 8", 39 mm (1.1/2")	0.345 kg	1	1500001510
6–8", 5 pieces each	0.310 kg	1	1500001736



Basin nut wrench

Chrome vanadium steel, drop forged, very tough

For moving screw nuts in hard-to-reach places

Application Benefits

- Optimum force transmission with T-handle
- Rotatable claw for right and left-handed rotation



Model	Weight	PU	No.
Basin nut wrench 10–32 mm (3/8–1.1/4")	0.475 kg	1	70228

Telescopic basin nut wrench

Chrome-plated, with pivoted reversible claw for right and left-handed rotation



Telescopic attachment, 3 × adjustable in length!

Model	Weight	PU	No.
10–32 mm (3/8–1.1/4")	0.710 kg	1	70225
20–48 mm (3/4–1.7/8")	0.740 kg	1	70226
32–63 mm (1.1/4–2.1/2")	0.780 kg	1	70227

Basin nut pliers

Chrome vanadium steel, forged, painted, with adjusting screw



Model	Weight	PU	No.
Basin nut pliers	0.580 kg	1	351050

Basin nut wrench set 3/8"

The basin nut wrench set is used for loosening or tightening nuts at hard to access spots. The movable T-Grip enables a optimal use of force.



Model	Weight	PU	No.
Stand-cock nut set with extension 200 mm, T-Grip, SW 27–32–36, bag	1.050 kg	1	100109
Stand-cock nut set with extension 200 mm, T-Grip, SW 32–36–47, bag	1.200 kg	1	100110
Stand-cock nut set with extension 200 mm, T-Grip, SW 36–47, bag	1.000 kg	1	100108
Stand valve key insert SW 32	0.200 kg	1	100112
Stand valve key insert SW 36	0.250 kg	1	100113
Stand valve key insert SW 47	0.345 kg	1	100114

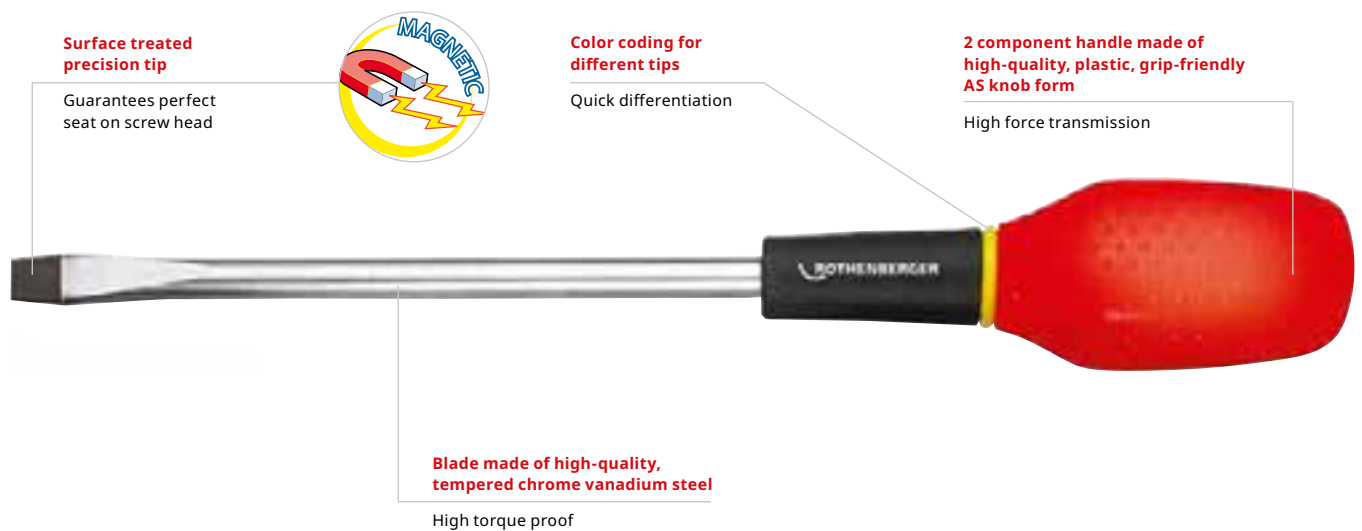
EUROLINE screwdriver set

Screwdriver set for screwing screws in and out

Blade made of chrome vanadium steel with high torque and hardness, matt chrome-plated Hardened, burnished tip with high durability for reliable force transmission even for tightly secured screws Guaranteed perfect seat on screw head, long service life even with long term use Handle made of high-quality plastic, grip-friendly AS knob form

Application Benefits

- High force transmission with 2 component handle
- High torque
- Guarantees perfect seat on screw head
- Color coding for different tips enables quick differentiation
- Oil, fat and hydrocarbon resistant



Sets include:	Pozidriv No. 73571	Phillips No. 73570
	3.5 × 75 mm 4 × 100 mm	3.5 × 75 mm 4 × 100 mm
	5.5 × 125 mm 6.5 × 150 mm	5.5 × 125 mm 6.5 × 150 mm
	PZ 1 × 100 mm PZ 2 × 125 mm	
		PH 1 × 100 mm PH 2 × 125 mm

Model	Weight	PU	No.
Screwdriver set Phillips	0.700 kg	1	73570
Screwdriver set Pozidriv	0.700 kg	1	73571

Universal tools

Craftsman Standard Tool

Chisel screwdriver set EUROLINE IMPAKT

Screwdriver with continuous, strengthened blade

Application Benefits

- One-piece, strengthened blade with metal cap allows directed hammer blows, for example loosening stuck screws

Set (No. 73575) includes:

- 5.5 × 100 mm
- 6.5 × 125 mm
- 8.0 × 150 mm
- PH 1 × 80 mm
- PH 2 × 100 mm



2 tools in 1!

Color coding for different tips

Quick differentiation

2 component handle made of high-quality, plastic, grip-friendly AS knob form

High force transmission



Surface treated precision tip

Guarantees perfect seat on screw head

Blade made of high-quality, tempered chrome vanadium steel

High torque proof

5 pieces set (No. 73575) includes: slot screwdriver 5.5 × 100 mm (No. 73565), 6.5 × 125 mm (No. 73566), 8 × 150 (No. 73567), Phillips PH 1 × 80 mm 1 (No. 73536), PH 2 × 100 mm (No. 73537)

Constant strenghtened blade with metal cap



Model	Weight	PU	No.
Chisel screwdriver set EUROLINE IMPAKT, 5 pcs.	0.750 kg	1	73575

VDE screwdriver set

Blades made of chrome vanadium molybdenum steel, thoroughly hardened, extrusion-coated blade insulation tightly joined with handle, 1,000 Volt



Model	Weight	PU	No.
VDE screwdriver set 7 pieces	0.680 kg	1	323126

ROCHECK

Spirit level for angled valves For exact vertical and horizontal adjustment of fittings

Application Benefits

- With horizontal and head levels
- One side with 1/2" external screw thread

Precise Installation!



Model	Weight	PU	No.
ROCHECK spirit level for angled valves 200 mm	0.220 kg	1	70661
ROCHECK set in steel case	2.095 kg	1	70667

Cartridge extractor set

Simple extraction of cartridges in taps

Screw the appropriate cartridge extractor on the threaded rod, attach to the cartridge, guide the cartridge body and counter piece over the thread rod, rotate the t-handle and pull the cartridge out of its seat

Application Benefits

- Simple extraction of cartridges in taps
- 4 adaptors with hook, threaded rod, screw or rivet adaptor for cartridges made before 1979, starting in 1979 and MOEM cartridges, as well as extraction tools



ROCHECK

Spirit level for standard distances



Accurate installations with installation gauge for fittings, with horizontal and vertical levels, unbreakable

Application Benefits

- For standard distances: 97-120-153-160-170-200-210 mm

Exact Adjustment!

Exact installation by assembling jig for braces



4 pieces set (No. 70667) includes: spirit level for angled valves 200 mm (No. 70661), spirit level for standard distances 300 mm (No. 70665), 1 flexible ruler 2 m (No. 252100), steel carrying case (No. 24022)

Model	Weight	PU	No.
ROCHECK spirit level for standard distances 300 mm	0.260 kg	1	70665

Set (No. 854390) includes: T-handle (No. 854380), screw 12 x 92 (No. 854381), turning handle (No. 854382), threaded rod M10 x 130 (No. 854383), cartridge body 32 x 131 (No. 854384), cartridge extractor with thread (No. 854385), cartridge extractor with hook (No. 854386), cartridge extractor 20 x 45 (No. 854387), counter piece (No. 854388), steel carrying case

Model	Weight	PU	No.
9 pieces set	1.250 kg	1	854390

Universal tools

Craftsman Standard Tool / Spirit Level

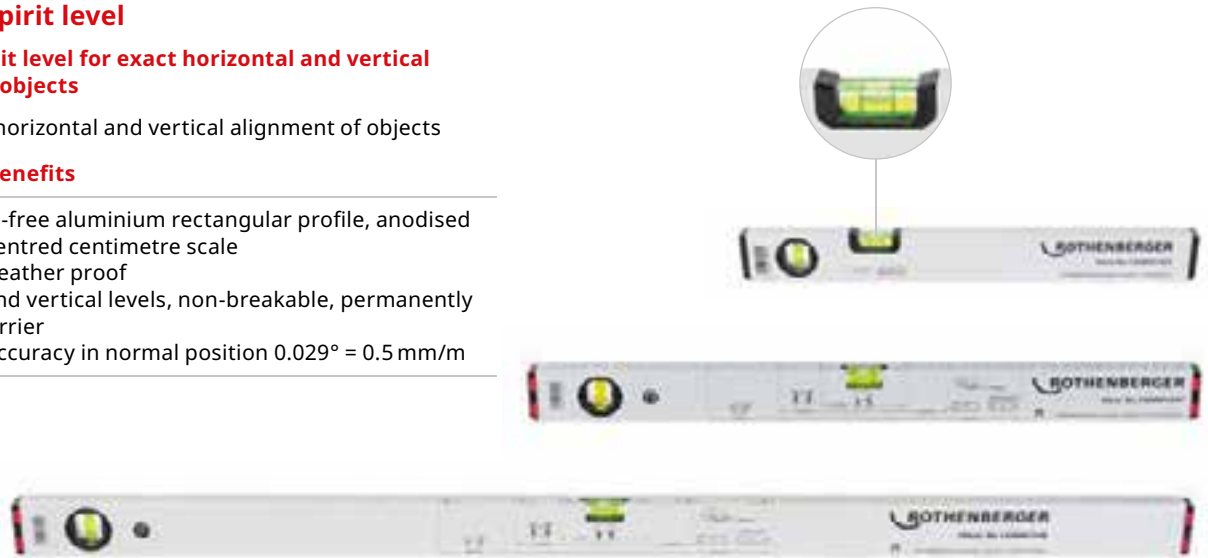
Standard spirit level

Standard spirit level for exact horizontal and vertical alignment of objects

For the exact horizontal and vertical alignment of objects

Application Benefits

- Deformation-free aluminium rectangular profile, anodised
- Imprinted, centred centimetre scale
- Shock and weather proof
- Horizontal and vertical levels, non-breakable, permanently aligned in carrier
- Measuring accuracy in normal position $0.029^\circ = 0.5 \text{ mm/m}$



Model	Weight	PU	No.
Spirit level Aluminum, 400 mm, 6-dash level	0.240 kg	1	255040
Spirit level Aluminum, 600 mm, 6-dash level	0.320 kg	1	255060
Spirit level Standard, 430 mm	0.260 kg	1	1500001583
Spirit level Standard, 600 mm	0.340 kg	1	1500001547
Spirit level Standard, 1,000 mm	0.640 kg	1	1500001548

ROMATIC

Rolling measuring tape and wood folding ruler for measuring short distances with mm accuracy

Application Benefits

- Easy handling
- Automatic tape rewind
- With set/stop button that can be used as marker for repeated measurements



Model	Weight	PU	No.
ROMATIC tape measure, 5 m	0.230 kg	1	77397
Folding ruler, wooden, 2 m	0.100 kg	1	252100

Electrical power combination pliers



Application Benefits

- Equipped with an integrated ring spanner for M8 and M10 nuts/screws
- Inductive hardened blade to ensure a higher service life
- Asymmetric grip function can be used to grab round or flat materials



Model	Weight	PU	No.
Electrical power combination pliers	0.250 kg	1	1500003163

Electrical multi insulation stripper



Application Benefits

- Improvement of the common insulation stripper and does not need an adjusting screw
- Ideally suitable to strip Ø 5–16 mm cable coatings
- The stripping function enables cable stripping of single- or multicore cables up to Ø 5.0 mm



Model	Weight	PU	No.
Electrical multi insulation stripper	0.230 kg	1	1500003167

Electrical long nose pliers



Application Benefits

- Inductive hardened blade to ensure a higher service life
- Integrated M10 ring spanner to tighten/loosen nuts and screws
- Grab wires precisely, the serrated gripping surface ensures a tight, firm grip



Model	Weight	PU	No.
Electrical long nose pliers	0.200 kg	1	1500003168

Electrical edge cutter



Application Benefits

- Inductive hardened blade to ensure a higher service life
- Wave profile of the blade provides an anti-slip function: The wire does not slip out while being cut
- Comfortable handling thanks to ergonomic 3 K handles



Model	Weight	PU	No.
Electrical power edge cutter	0.210 kg	1	1500003164
Electrical power edge cutter	0.300 kg	1	1500003166

Voltage Detector E-Detector 90–1000 V

Application Benefits

- The non-contact voltage tester detects AC voltage in a range of 90–1,000 V
- When voltage is detected, a red LED lights up. In addition, a flashlight is attached to the voltage tester.



Model	Weight	PU	No.
Voltage Detector E-Detector 90–1000 V	0.030 kg	1	1500003374

Electrical installation pliers



Application Benefits

- Integrated stripping function, ring spanner and gripping zone for flat and round material
- Multi purpose tool makes lots of other tools obsolete
- Angled design enables low-fatigue working



Model	Weight	PU	No.
Ergonomic electrical installation pliers	0.290 kg	1	1500003169

RO DD 60 cordless drill driver

The RO DD60 cordless drill and screwdriver functions as both a screwdriver and a drill.

The RO DD 60 drill drive can be used for both screwing and drilling. High performance thanks to the powerful 4-pole-motor with 60 Nm torque (steel) and 34 Nm (wood) which can be adjusted in 20 steps.



Application Benefits

- Quick Change Adapter allows quick change of the tool holder for even faster work
- An additional hexagon socket enables working without a drill chuck and direct attachment of a bit.
- Precise work thanks to integrated working light, even in poor lighting conditions
- Always have the right accessories ready to use, thanks to the belt hook and bit depot

Technical Data

System battery	CAS
Type battery	Li-Power
Idle speed	0-450 / min
Torque hard screwcase	60 Nm
Torque soft screw case	34 Nm
Drilling diameter steel	13 mm
Drilling diameter softwood	38 mm
Battery voltage	18 V

Quick change drill chuck

For flexible working

Spindle with hexagon socket

For screwdriver bits for working without chuck



Extra powerful

4-pole motor for fast drilling and screwing

Belt hook

Optional right / left fixable

Bit holder

Optional right / left fixable

LED light

Integrated work light for illuminating the work area

Maximum power

Intelligent battery management with capacity indicator to control the battery level



Set (No.1000001647) includes: RO DD60 drill driver, RO BP18/2 2.0Ah battery (No. 1000001652), RO BC14/36 charger EU (No. 1000001654), quick change chuck, quick change bit holder, belt hook and bit case, ROCASE 4414 anthracite (No. 1000001949)

Model	Weight	PU	No.
RO DD 60 cordless drill driver bare tool without battery, without charger	1.910 kg	1	1000002035
RO DD 60 cordless drill driver set EU	4.320 kg	1	1000001647

ROBIT PRO

15 pieces

Application Benefits

- Extensive bit set as perfect equipment for professional craftsmen
- High-quality material for heavy usage
- Adjustable belt-clip



Set (No. 1500002453) includes: 30-bit: 1/4" x 25 mm, PH: 1, 2, 2, 3 mm, PZ: 1, 2, 2, 3 mm, FD: 3, 4, 5, 6 mm, HW: 3, 4, 5, 6 mm, TX: 10, 15, 20, 25, 27, 30, 40 mm, TTX: 10, 15, 20, 25, 27, 30, 40 mm, quick release magnetic bit holder

Model	Weight	PU	No.
ROBIT PRO set 32 pieces	0.294 kg	1	1500002453

ROBIT PRO torsion

15 pieces

Application Benefits

- Extensive bit set as perfect equipment for professional craftsmen
- High-quality material for heavy usage
- Adjustable belt-clip



Set (No. 1500002454) includes: 14-bit: 1/4" x 25 mm, PH: 1, 2 mm, PZ: 1, 2 mm, FD: 4, 6 mm, HEX: 3, 4, 5 mm, TX: 10, 15, 20, 25, 30 mm, quick release magnetic bit holder

Model	Weight	PU	No.
ROBIT PRO torsion bit set 15 pieces	0.140 kg	1	1500002454

Toolbox set

For versatile applications in installation and maintenance



No. 1000002180



No. 1000002181



No. 1000002182

Set (No. 1000002180) includes: 1 x thin type lever ratchet handle with 72-teeth gear, 2 x extension bars 50 mm and 100 mm, 1 x universal joint, 1 x sliding T-head 3/8" x 1/4", 12 x sockets: 4-5-5, 5-6-7-8-9-10-11-12-13-14 mm, in soft foam and ROBOX B2350 (No. 1500002641)

Set (No. 1000002181) includes: 1 x 1-1/4" bit holder, 52 x bits 1/4" x 25 mm: 13 x star bit (torx) 5-6-7-8-9-10-15-20-25-27-30-35-40 mm, 6 x hex bit (H) 2-2.5-3-4-5-6 mm, 3 x tri wing bit 1-2-3 mm, 5-ribe bit (RM) 5-6-7-8-9 mm, 9-pentalobe bit 7-10-15-20-25-27-30-40-45 mm, 3-spline bit (M) 5-6-8 mm, 6-hex bit SAE (H) 5/64", 3/32", 7/64", 1/8", 9/64", 5/32", 4 x torq bit 4-6-8-10 mm, 4 x spanner bit 4-6-8-10 mm, in soft foam and ROBOX B2350 (No. 1000002641)

Set (No. 1000002182) includes: 10 x bits 90 mm: 2 x Phillips: 1-2 mm, 2 x Pozzi: 1-2 mm, 6 x torx: 10-15-20-25-30-40 mm with color ring in soft foam and ROBOX B2350 (No. 1500002641)

Model	Weight	PU	No.
Toolkit set 17 pieces, 6-edge socket set 1/4", ROBOX	0.440 kg	1	1000002180
Toolkit set 53 pieces, safety and special bit set 1/4", ROBOX	0.435 kg	1	1000002181
Toolkit set 10 pieces, 90 mm colorbring-bit set 1/4", ROBOX	0.295 kg	1	1000002182


UNICUT HM

**Carbide-tipped hole saws for cutting circular holes
Ø 16–140 mm (5/8–5.1/2") without impact**

For stationary and free-hand cutting of circular holes. For iron, steel, V2A–V4A, cast iron, copper, bronze, aluminium, zinc, plastic, fibre-glass, chipboard and wood, light construction plaster boards without impact.

Application Benefits

- For use even in high-speed hand drills and stand-mounted drilling machines due to anti-slip shank
- Positive cutting angle for good chip removal
- Includes adaptor holder and replaceable HSS Co5 centring drill, up to 4 mm sheet thickness and cutting depth 10 mm



14

Model	Weight	PU	No.
UNICUT HM 16 mm (5/8")	0.100 kg	1	21316
UNICUT HM 19 mm (3/4")	0.114 kg	1	21319
UNICUT HM 34 mm	0.180 kg	1	21334
UNICUT HM 35 mm (1.3/8")	0.190 kg	1	21335
UNICUT HM set 22–25–28–32–35 mm	0.950 kg	1	21300
Spare centering pin HSS 8 mm	0.017 kg	1	21395



RO ID 400 cordless impact wrench

Screws or hex nuts can be mounted or dismantled at top speed. Profiles of the pre-wall installation or sprinkler systems are thus no longer a challenge

Battery-powered impact wrench for tightening and loosening screws and nuts

Application Benefits

- Brushless motor: For fast work progress and maximum efficiency in every application
- Extremely high torque: With handy design
- Twelve speed/rotation levels: For a wide range of applications
- Always have the right accessories ready to use, thanks to the belt hook and bit depot

Technical Data

System battery	CAS
Type battery	Li-Power
Stroke number	4,250 / min
Idle speed	0-2,150 / min
Weight with battery	2.110 kg
Battery voltage	18 V

High torque

With handy design

Belt hook

Optional right / left fixable

Twelve speed/torque levels

For a wide range of applications

Maximum power

Intelligent battery management with capacity indicator to control the battery level

Brushless motor

For fast work progress and maximum efficiency in every application

Bit holder

Optional right / left fixable



No. 1000001949

Set (No. 1000001648) includes: RO ID400 impact wrench, RO BP18/2 2.0Ah battery (No. 1000001652), RO BC14/36 charger EU (No. 1000001654), bit holder, belt hook, ROCASE 4414 anthracite (No. 1000001949)

Model	Weight	PU	No.
RO ID 400 cordless impact wrench set EU	1.500 kg	1	1000001648
RO ID 400 cordless impact wrench bare tool without battery, without charger	2.280 kg	1	1000002036

RO AG 8000 cordless angle grinder

Smaller work steps, such as the rough removal of hanger bolts or the cutting of a U-profile are easily and quickly handled. The slim design and the rotatable battery allow work in confined spaces and simplify work areas such as disassembly.

The RO AG8000 cordless angle grinder is the ideal tool for processing of thin sheets, steel cables, thin-walled profiles and pipes made of stainless steel and metals and composites



Application Benefits

- Slim design for low-fatigue working in confined spaces or overhead.
- Save time with a tool-free adjustable protective hood, as well as tool-free disc replacement
- Removable dust filter protects the motor from coarse particles

Technical Data

System battery	CAS
Type battery	Li-Power
Idle speed	8,000 / min
Weight with battery	2.400 kg
Battery voltage	18V



No. 1300003338

Set (No.100001649) includes: RO AG8000 angle grinder, RO BP18/4 4.0Ah battery (No. 1000001653), RO BC14/36 charger EU (No. 1000001654), guard, quick-locking nut, side handle, dust filter, ROCASE 4414 anthracite (No. 1000001947)

Model	Weight	PU	No.
RO AG 8000 cordless angle grinder bare tool without battery, without charger	1.700 kg	1	1000002037
RO AG 8000 cordless angle grinder set EU	4.575 kg	1	1000001649

PROFI PLUS cutting disc

For burr-free and quick cutting of stainless steel, steel, cast iron and stone

Model	No.	Alloyed and unalloyed steel	High strength steel	Tool steel	Rust- and acid-resistant steel	Edged steel profiles	Steel panel	Welded joints	Edged stainless steel profiles	Cast	Aluminiumalloying	Copper	Brass/bronze
Cutting disc INOX PROFI PLUS (115×1×22)	071533D	✓	✓	✓	✓✓	✓	✓	✓	✓	✓	✓✓	✓✓	✓✓
Cutting disc INOX PROFI PLUS (125×1×22)	071534D	✓	✓	✓	✓✓	✓	✓	✓	✓	✓	✓✓	✓✓	✓✓

✓✓ = very well suited ✓ = well suited ✓ = partially suited

PROFI PLUS cutting disc

For burr-free and fast cutting of stainless steel, steel, cast iron and stone



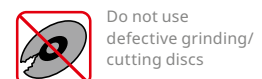
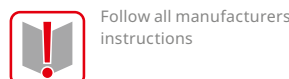
For thin sheet metal (e.g. in car body, tank and container construction), steel cables, thin-walled profiles and pipes made of stainless steel and non-ferrous metals, composite materials (GRP) and high-temperature materials.

Application Benefits

- Very thin (1 mm): Allows a clean cut with minimal effort in short time
- Best results: Milimetre accurate use, vibration-free operation, no thermal blue discoloration and no burr formation




Model	Weight	PU	No.
PROFI PLUS cutting disc INOX, 115 × 1, 10 pieces, box	0.335 kg	1	071533D
PROFI PLUS cutting disc INOX, 125 × 1, 10 pieces, box	0.395 kg	1	071534D



SDS-plus hammer drill

For drilling in granite, concrete, concrete reinforcement, clinker, stone, masonry and marble

Application area: for granite, concrete, concrete reinforcement, clinker, stone, masonry and marble
 Application: In all rotary hammers with SDS-plus receptacle and 2-slot receptacle such as ROTHENBERGER RO RH4000



Model	Weight	PU	No.
6 × 110 mm	0.490 kg	1	111405
6 × 160 mm	0.440 kg	1	111406
8 × 110 mm	0.050 kg	1	111411
8 × 210 mm	0.070 kg	1	111413
10 × 110 mm	0.070 kg	1	111418
10 × 160 mm	3.980 kg	1	111419
12 × 160 mm	0.090 kg	1	111424
12 × 260 mm	0.150 kg	1	111426
12 × 460/410 mm	0.700 kg	1	111427
14 × 260 mm	0.180 kg	1	111432

Model	Weight	PU	No.
15 × 160 mm	0.135 kg	1	111429
16 × 210 mm	0.340 kg	1	111439
16 × 300 mm	0.170 kg	1	111440
18 × 250 mm	0.440 kg	1	111445
18 × 450/410 mm	0.700 kg	1	111447
20 × 450 mm	0.060 kg	1	111450
22 × 450 mm	0.640 kg	1	111452
24 × 460/410 mm	0.700 kg	1	111454
25 × 450 mm	0.060 kg	1	111455

Chisel

High-quality, fully coated steel chisels with high life time. The construction and cutting edge geometry enable a heavy stock removal



No. 1500002828

No. 1500002827

No. 1500002826

No. 1500002825

No. 1500002824

Set (No. 1500002829) includes: flat chisel SDS-plus (No. 1500002825), sharp chisel SDS-plus (No. 1500002826), tile chisel SDS-plus, 40 mm (No. 1500002828), ROBOX B2650 (No. 1000002763)

Model	Weight	PU	No.
Tile chisel 80 mm SDS-plus 170 mm	0.385 kg	1	1500002824
Flat chisel SDS-plus 250 mm	0.270 kg	1	1500002825
Sharp chisel SDS-plus 250 mm	0.250 kg	1	1500002826
Hollow chisel 22 mm SDS-plus 250 mm	0.300 kg	1	1500002827
Tile chisel 40 mm SDS-plus 250 mm	0.300 kg	1	1500002828
Chisel set, 3 pcs. SDS-plus with ROBOX	1.000 kg	1	1500002829



RO FL 180 cordless LED lamp

The RO FL180 is the perfect companion for the sanitary and heating installer. Due to the size and the different setting functions, the RO FL180 provides the perfect light and facilitates the daily work of the professional tradesman

Application Benefits

- Powerful LED rod lamp for uniform, bright working light
- Compact and handy for versatile use
- Lamp head can be rotated and swiveled 180° for virtually unlimited lighting positions
- Rotatable hook for hanging the lamp

Technical Data

System battery	CAS
Max operating time per battery charge (18V/8.0Ah)	9.1 h
Luminous flux	440 lm
Battery voltage voltage unit	18 V

Powerful LED inspection lamp

For uniform, bright illumination of the working area

Robust aluminum die-cast housing

For easy use in confined spaces

Rotatable lamp head

Can be turned and swiveled through 180° providing almost infinite positions for the lamp

Compact and handy

For versatile use

Maximum power

Intelligent battery management with charge indicator to control the status of charge



Set (No.1000001651) includes: RO FL180 LED lamp, RO BP18/2, 2.0 Ah battery (No. 1000001652), RO BC14/36 charger EU (No. 1000001654), RO CASE 4212 anthracite

Model	Weight	PU	No.
RO FL 180 cordless LED lamp without battery, without charger	1.570 kg	1	1000001734
RO FL 180 cordless LED lamp EU	2.540 kg	1	1000001651

CAS battery packs and charger

All machines, battery packs and chargers of the CAS system can be easily combined across manufacturers. Powerful 18-volt battery technology in Li-Ion or Li-HD version from 2.0 Ah to 8.0 Ah capacity. The Li-HD version covers a power range of up to 3,200 watts, for particularly energy-intensive applications.



Application Benefits

- Intelligent battery management with permanent electronic single cell protection (ESCP) during charging—for particularly long service life
- Level gauge to check battery capacity
- Li-HD versions with extra robustness thanks to rubber buffers between the cells and outer rubber coating of the battery pack as shock protection



No. 1000001652



No. 1000001653



No. 1000002549



No. 1000002548



No. 1000001654



Model	Weight	PU	No.
RO BP18/2, 2.0 Ah 18V	0.420 kg	1	1000001652
RO BP18/4, 4.0 Ah 18V	0.575 kg	1	1000001653
RO BP18/4, 4.0 Ah 18V, Li-HD	0.515 kg	1	1000002548
RO BP18/8, 8.0 Ah 18V, Li-HD	0.915 kg	1	1000002549
RO BC14/36 charger, 230V	0.580 kg	1	1000001654

AMPShare battery packs and charger

All AMPShare battery packs and chargers are fully compatible with tools and machines of the cross-brand AMPShare community—including the entire Bosch Professional 18 V system. The leading battery technology guarantees powerful performance, exceptionally long service life and fast charging technology.



Application Benefits

- Coolpack technology with fast heat removal ensures longer service life and long running times
- Compact and lightweight for ergonomic working
- ProCORE 18V batteries with even more power for the toughest Applications



No. 1000003859



No. 1000003860



No. 1000003864



No. 1000003863



No. 1000003858



Model	Weight	PU	No.
RO BP18/2, 2.0 Ah 18V	0.400 kg	1	1000003859
RO BP18/4, 4.0 Ah 18V	0.600 kg	1	1000003860
RO BP18/4, 4.0 Ah 18V, ProCORE	0.520 kg	1	1000003863
RO BP18/8, 8.0 Ah 18V, ProCORE	0.960 kg	1	1000003864
RO BC18 charger, 230V	0.550 kg	1	1000003858

Fitter's hammer

According to DIN 1041, hickory wooden handle, head secured by sealed shaft



Use the Fitter's hammer for chiselling and driving in nails and dowels as well as for joining components



Model	Weight	PU	No.
Fitter's hammer	0.470 kg	1	322823

Lump hammer

According to DIN 6475, hickory wooden handle, cast handle for head protection



Complies with DIN 6475, hickory wooden handle, head secured by sealed shaft



Model	Weight	PU	No.
Lump hammer	1.380 kg	1	322922

Chisel

Safety tempered impact head prevents splintering off the chisel head

Application Benefits

- Silver lacquered tip
- Chrome-manganese-silicon-steel



Model	Weight	PU	No.
Mason chisel, flat	0.560 kg	1	77050

Parallel vice


With forged and hardened pipe clamping jaws, steel forged underneath the parallel vice jaws



The parallel vice is ideally suited for clamping pipes of all types with Ø 3/8–2"

Application Benefits

- Non-breakable
- Protected, powerful spindle with trapezoidal thread
- Re-adjustable prismatic guide on both sides
- Anvil base for levelling and compressing work



Model	Weight	PU	No.
Parallel vice 16–55 mm (3/8–1.1/2")	8.700 kg	1	070705X
Parallel vice 27–70 mm (3/4–2")	15.600 kg	1	070735X

Chain pipe vice

Tough, powerful design with V-shaped support, bending device and pipe support, wear-resistant clamping jaws are forged and hardened, powerful chain, quick fastening due to offset lever and pre-tensioning screw, simple conversion to other pipe diameters, extremely robust powder epoxy coating



Application Benefits

- V-shaped pipe supports with teeth and bridge prevent undesired bending during clamping
- Exchangeable jaws



Model	Weight	PU	No.
10–76 mm (1/8–2.1/2")	3.800 kg	1	70713
10–114 mm (1/8–4")	6.200 kg	1	70714
10–165 mm (1/8–6")	9.300 kg	1	70715

Pipe vice

Foldable, with automatic closing hook, upper clamping jaw and lower support jaws milled and hardened. Powerful smooth-running spindle. Durable epoxy-powder coated



Foldable pipe vice for non-slip and deformation-inhibiting clamping of pipes with Ø 1/8–4" of all marial types

Application Benefits

- Reliable hold: Pipe support and movable upper clamping jaw



Model	Weight	PU	No.
10–60 mm (1/8–2")	3.700 kg	1	70710
10–89 mm (1/8–3")	7.900 kg	1	70712
10–114 mm (1/8–4")	11.730 kg	1	70711

ROBOY clamping workbench

For on-site repair and service work

Application Benefits

- Portable, handy and practical workbench with the smallest dimensions
- Mountable on door frames or free-standing walls: Prevents floors damage and saves space
- Pressure plate is coated with rubber to protect against damage
- Spindle with trapezoidal thread allows quick adjustment
- With height-adjustable support pipe for additional stability



Parallel vice (No. 070705X) and rotatable table not included

Model	Weight	PU	No.
ROBOY 650 × 400 mm	14.900 kg	1	70700

Tripod uni workbench

With/without integrated chain vice

Application Benefits

- Collapsible, extremely stable frame
- Attachment of various tools is possible
- Screw fixture for 1" pipe to enable overhead support of the unit with integrated chain vice
- Bending of pipes Ø 3/8-1/2-7/8" without integrated chain vice
- Bending of pipes Ø 3/8-1/2-3/4"
- Universal vice attachments applicable for pipe vice (No. 70710) and chain pipe vices (No. 70713, 70714, 70715)



Model	Weight	PU	No.
Tripod universal workbench with chain vice	16.000 kg	1	70752
Tripod universal workbench without chain vice	15.300 kg	1	70751

Telescopic workbench

Workbench for all kinds of work

Application Benefits

- Stable, collapsible tubular steel frame with smallest dimensions
- Portable, handy and practical
- With tough beech wood plate for an optimum work surface, steel edges all around: Ideal for vice work
- Individually extendable legs allow easy working even on stairs



Model	Weight	PU	No.
Telescopic workbench 700 × 450 × 30 mm	17.400 kg	1	070699X

Working tool 1/8-2"

With pipe vice

Application Benefits

- Collapsible, stable, non-slip frame
- With folding pipe vice, bending holes and large tool tray



Model	Weight	PU	No.
Working tool 1/8-2"	21.000 kg	1	70740

Universal workbench

Workbench for all kinds of work

Application Benefits

- Stable and tough, easy to transport: collapsible tubular frame
- Optimum work surface: work plate made of processed beech wood
- Model "Pipe-fitter" steel edges all around: ideal for vice machining



Model	Weight	PU	No.
Pipe-fitter 1,000 × 700 × 835 mm	32.000 kg	1	70696
Pipe-fitter 1,200 × 750 × 835 mm	38.000 kg	1	70698
Installer 1,200 × 550 × 835 mm	30.000 kg	1	070690X

Hemp dispenser

For sealing thread connections in water or gas installations



Model	Weight	PU	No.
Hemp dispenser with roll, 40 m	0.060 kg	1	70623

Carpenter pencil

Suitable for marking, sketching or writing on wood, paper, tiles and glass



Model	Weight	PU	No.
Carpenter pencil	0.020 kg	1	856907

Cutter knife

For cutting plastics, fabrics, paper and similar materials

Application Benefits

- Rubberised handle
- Locking device
- 4 blades included



Model	Weight	PU	No.
Cutter knife with 4 blades, 18 mm	0.110 kg	1	150000087
Blades for cutter knife (10 pcs.)	0.075 kg	1	1500001299

Trendy tool bag

Tool bag with plenty of storage space for all tools. Comfortable to carry with handle and shoulder strap



Model	Weight	PU	No.
Trendy tool bag 380 × 300 × 370 mm	1.880 kg	1	402311

Tool bag

Sturdy tool bag with enough space for the most important tools



Model	Weight	PU	No.
Tool bag 450 × 285 × 335 mm	2.300 kg	1	1500001320

Universal tools

Hand tool sets

Tool bag small

Sturdy tool bag with enough space for the most important tools

The tool bag is also suitable for heavy tools, as the plastic base is particularly firm and stable. It offers enough space for the necessary tools in customer service use or also for repairs and new building installations

Application Benefits

- Offers many storage compartments and tool holders
- Waterproof bottom included
- Volume approx. 15 l



Model	Weight	PU	No.
Tool bag small, 280 × 360 × 230 mm	1.500 kg	1	1500002182

Trendy shoulder toolbox

Tool shoulder bag for the most important tools. With many compartments and an adjustable shoulder strap

The practical tool shoulder bag is ideal for transporting hand tools

Application Benefits

- Lots of storage room for all your tools



Model	Weight	PU	No.
Trendy shoulder toolbox 250 × 220 × 140 mm	0.580 kg	1	402308

Assembly toolbox 5 pieces

Tool bag with a lot of pockets and tool holders with a waterproof plastic bottom. The set offers a good selection of high quality tools for every craftsman

The practical tool box contains all the tools for pipe processing

Application Benefits

- Diverse: Extensive and practical tool kit
- Portable: Practical and robust carrying case made of galvanized steel



Model	Weight	PU	No.
Assembly toolbox 5 pieces	4.730 kg	1	402312

Tool bag universal

Tool shoulder bag for the most important tools. With many compartments and an adjustable shoulder strap

The practical tool shoulder bag is ideal for transporting hand tools

Application Benefits

- Very light handy bag for the most important tools
- Volume approx. 11 l



Model	Weight	PU	No.
Tool bag universal, 220 × 440 × 230 mm	0.700 kg	1	1500002230

Apprentice set 50 pieces

Tool bag with a lot of pockets and tool holders with a waterproof plastic bottom. The set offers a good selection of high quality tools for every craftsman

The practical tool box contains all the tools for pipe processing

Application Benefits

- Extensive and practical tool assortment
- Case made of galvanized steel
- Dimension: 530 × 200 × 200 mm



Set (No. 19166) includes: water pump wrench type SP 10", corner pipe wrench Super S (1"), ALU-spirit level, anodized (500 mm), hacksaw frame (300 mm), 10 × HSSE 4 PLUS saw blades, fitter's hammer (300 g), lump hammer (1,250 g), PUK-hacksaw (290 mm) + 12 × saw blades, basin nut wrench, stone chisel flat (300 × 16 mm), Ratched key ROCLICK 19 mm, UNI-stepped key + ratchet, EUROLINE screwdriver set (Phillips), chassis punch (32 mm round), wooden ruler (2 m), carpenter pencil, TUBE CUTTER 35 (6–35 mm), MINICUT I PRO (3–16 mm), extension key, corner pipe wrench Super S (1.1/2"), cutter knife, ROGRIP F 10", 1K, installer toolbox, dimensions: 530 × 200 × 200 mm

Model	Weight	PU	No.
Apprentice set 50 pieces	14.000 kg	1	19166

General purpose tools set 57 pieces

Tool bag with a lot of pockets and tool holders with a waterproof plastic bottom. The set offers a good selection of high quality tools for every craftsman



Set (No. 1000001425) includes: TUBE CUTTER 35 DURAMAG (6–35 mm), UNI-step-ped key + ratchet, Uni-small saw PUK, 10 × saw blade for PUK-saw metal, saw bow ROBO Super, 10 × saw blades BI-METALL HSSE 4 Plus, Ratched key ROCLICK 19 mm, EUROLINE screwdriver set (2 × PH, 4 × Sslot), spirit level, carpenters pencil, flexible ruler, MINICUT I Pro (3–16 mm), profi universal knife, hammer with hickory wooden handle, electrician chisel, flat, sanitary four way key, ROGRIP M XL (3.1/2"), ROGRIP M 10", 1K, ROGRIP M 7", 1K, ROCUT TC 42 (0–42 mm), SWO adjustable wrench 8", tool bag (450 × 285 × 335 mm)

Model	Weight	PU	No.
General purpose tools set 57 pieces	10.342 kg	1	1000001425

General purpose tools set 17 pieces

Tool bag with a lot of pockets and tool holders with a waterproof plastic bottom. The set offers a good selection of high quality tools for every craftsman



Set (No. 1000001745) includes: EUROLINE screwdriver set, water pump pliers SP 10", water pump pliers SP 7", professional cutter knife, MINI MAX Tube Cutter, 3–28 mm, GRATFIX HSS with spare blade, sanitary four way key multifunctional 3/8–1", flexible ruler, wooden, 2 m, aluminum spirit level, carpenter pencil, safety glasses UVEX, tool bag (280 × 360 × 230 mm)

Model	Weight	PU	No.
General purpose tools set 17 pieces	4.300 kg	1	1000001745






ROCASE case system

Application Benefits

- Time saving on the construction site: Easily transport multiple cases at the same time due to one-click connection
- For robust use: made of durable ABS plastic
- Clever features: Foldable handle, shoulder strap and eyelet to lock the ROCASE
- Four different case sizes: perfectly matched to various ROTHENBERGER tools



Overview case system

	ROCASE 4212	ROCASE 4407	ROCASE 4414	ROCASE 6414	ROCASE 6427
					
	No. 1300003334	No. 1300005506	No. 1300003541	No. 1300003336	No. 1300003337
Outer dimension	390 × 190 × 120 mm	390 × 190 × 70 mm	390 × 190 × 140 mm	590 × 390 × 140 mm	590 × 390 × 270 mm
Inner dimension	377 × 150 × 100 mm	349 × 356 × 51 mm	348 × 352 × 122 mm	548 × 352 × 122 mm	548 × 352 × 250 mm
Volume	5.7l	6.3l	14.9l	23.5l	48.2l
Weight	0.630 kg	1.200 kg	1.300 kg	1.890 kg	2.640 kg
Color	red, anthracite	red	red, anthracite	red	red
Quantity of inlays	7		16	6	3



Model	Weight	PU	No.
ROCASE 4212 red, without inlay, 39 × 19 × 12 cm	0.630 kg	1	1300003334
ROCASE 4212 anthracite, without inlay, 39 × 19 × 12 cm	0.634 kg	1	1300003649
ROCASE 4407 red, without inlay, 39 × 19 × 12 cm	1.200 kg	1	1300005506
ROCASE 4414 red, without inlay, 39 × 39 × 14 cm	1,554 kg	1	1300003541
ROCASE 4414 anthracite, without inlay, 39 × 39 × 14 cm	1.303 kg	1	1300003338
ROCASE 6414 red, without inlay, 59 × 39 × 14 cm	1.890 kg	1	1300003336
ROCASE 6427 red, without inlay, 59 × 39 × 27 cm	2.640 kg	1	1300003337

ROCASE 4407

The ROCASE with a transparent lid is compatible with the other cases. In the inside of the case there is a structure to fix the ROBOXes

The ROCASE 4407 is ideal for use on the worksite to perfectly organise small parts.

Application Benefits

- Optimisation of the daily work because items are perfectly organised into the case



Model	Weight	PU	No.
ROCASE 4407 with ROBOX	1.700 kg	1	100002625

ROBOX

The ROBOX system contains different box sizes that can be inserted into the ROCASE 4414. The ROBOX is made of robust ABS plastic and is held firmly in place in the ROCASE by a specially developed inlay



No. 1500002763



No. 1000002108



No. 1000002109

Model	Weight	PU	No.
ROBOX B2350 red	0.096 kg	1	1500002779
ROBOX B2350 192 × 114 × 50 mm	0.096 kg	1	1500002641
ROBOX B2650 364 × 114 × 50 mm	0.150 kg	1	1500002763
ROCASE 4414 with 2 inlays for ROBOX	2.100 kg	1	1000002012
ROCASE 4414 with 2 inlays and ROBOXES	3.695 kg	1	1000002108
ROBOX set for ROCASE 4414	1.000 kg	1	1000002109

Foam inlay for ROCASE 4212

The foam inlay is designed to be used in the ROCASE 4212 to safely store other high quality products for transportation



Model	Weight	PU	No.
Foam inlay for ROCASE 4212	0.100 kg	1	1500002449

Foam inlay for ROCASE 4414

The foam insert is designed for use in the ROCASE 4414 to safely store other high value products for transport



Model	Weight	PU	No.
Foam inlay for ROCASE 4414	0.200 kg	1	1500002450

ROCASE shoulder belt with logo



Model	Weight	PU	No.
ROCASE shoulder belt with logo	0.177 kg	1	1500002239

ROCASE Trolley



Model	Weight	PU	No.
ROCASE trolley 78 × 48.5 × 6 cm	7.000 kg	1	1000002628

ROBUCKET

The ROBUCKET is a tool bucket for versatile use and can be fixed on ROCASE. To sort small parts, the ROBOX B2650 can be used in the upper section

The ROBUCKET is a tool bucket for versatile use on the worksite

Application Benefits

- Wide handle allows comfortable transport
- ROBOX B2650 can be stored inside the bucket to stow accessories
- Liter indicator inside the bucket
- Belt mount for shoulder straps



Model	Weight	PU	No.
ROBUCKET with ROBOX	1.600 kg	1	1000002627

Hand tool kit in ROCASE

Hand tool set in the ROCASE for common installation work in the SHK area



Application Benefits

- Wide and practice-oriented tool range
- Dimensions: 390 × 390 × 140 mm



Set (No. 1000001955) includes:

TUBE CUTTER 35 DURAMAG, ROCUT TC 42, ROGRIP M 7", 1K, ROGRIP M 10", 1K, ROGRIP XL, pipe wrench 1", uni stepped key set and ratchet, SWO, 8" adjustable wrench, EUROLINE screwdriver set, standard spirit level 430 mm, ROMATIC and ruler, shoulder belt with logo, in ROCASE completely

Model	Weight	PU	No.
Hand tool kit 4414 18 pieces	10.500 kg	1	1000001955

Alphabetical index

Item	Page	Item	Page	Item	Page	Item	Page
3-piece pressure hose sets	311	Cutter knife	363	Grease cutter	266	P	
A		Cutter wheels	31	Groove water pump pliers CL	333	Parallel vice	361
Adaptor magazine for R 600 / 650	259	Cylinder pressure reducer	191	Guidance balls	237	Peeling device	298
AIRPROP brazing set	178	Cylinder transport trolley	190	H		PIPECUT mini	34
ALLGAS 2000 PS 0,5 / 2 Basic	187	D		Hand roll groover 1-12"	164	Pipe cutters, cutting wheels and spare parts	23
ALLGAS 2000 PS 0,5 / 2 Compact	185	Deburring adapter	37	Hand saw blade HSSE 4 PLUS	36	Pipe roughing wrench	163
ALLGAS 2000 set	184	Double clamp short	299	Hand tool kit in ROCASE	369	Pipe supporting column	163
ALLGAS 2000 welding tips	185	Drop-head auger	265	Handtool set "Prepare to Press"	15	Pipe vice	361
ALLGAS Mobile Pro	186	Dry drill bits:		Hand wire brushes	193	Pipe wrench 90°	335
AMPSHare battery packs and charger	359	DX High Speed Dry	44	Hard solder paste LP 5	196	Plastic pipe chamfering unit	301
Analog manifolds	310	DuraFlex spiral and tool set	271	Hard solder powder HKM	196	Plate fin comb	321
Apprentice set 50 pieces	365	DuraFlex spirals	263, 271	Hard solder rings	196	Precision die heads	162
Assembly toolbox 5-part	364	DX High Speed Dry	46	HD 13 / 100	273	Precision double flaring press DB 10	109
Automatic pipe cutter	10, 19	DX High Speed Dry 1.1/4" UNC	47	HD 17 / 190	273	Press chains standard	134
B		DX High Speed Dry 1/2"	48	Heating spigots and sockets (Form A) for P 63 S-6	295	Press jaws compact	130
Ball head cutter	268	DX High Speed Dry M16	49	Heating spigots and sockets for ROWELD P 125	296	Press jaws compact >B< MaxiPro	128
Basin nut pliers	344	DX-HIGH SPEED Plus universal drill bits	58, 59	Hemp dispenser	363	Press jaw sets >B< MaxiPro	126
Basin nut wrench	344	E		High-pressure hose	274	Press jaws standard	132
Basin nut wrench set 3/8"	344	EASYGRIP	340	High Speed Plus Natural Stone	57, 58	Press jaws standard >B< MaxiPro	128
Bending segment for ROBULL type E	79, 81	Electrical edge cutter	349	HM-cutter clade inserts	31	Press jaws standard 3-elemental	133
Bending spray	75	Electrical installation pliers	349	Hydraulic expander system H 600	101	PRISMACUT	50
Blowback prevention	191	Electrical long nose pliers	349	I		PRO BENDER	73
Bottle connection and adaptors	320	Electrical multi insulation stripper	349	Injector suction hose for cleaning agent	275	Professional sets	334
Brush attachments	237	Electrical power combination pliers	349	Interchangeable press jaw compact	131	PROFI PLUS cutting disc	355
Bulb auger	264	Electro-hydraulic expander pistol H1	102	Internal brushes for copper pipe	193	Propane hoses	181
Bulb auger long	265	ENORM 4"	21	Internal deburrer with ratchet	163	Propane regulators	181
Bulb auger short	265	EUROLINE screwdriver set	345	L		Propane steel cylinder	181
Burners cleaner	192	Expander A0	98	Leak detection spray	213	Protective rubber cap	191
C		Expander adaptor type S	99, 102	Lightweight steel cylinders, filled	190	Pull bending	88
Calculation examples		Expander head ROLOCK	96	Lump hammer	360	Q	
ROBEND 4000 / ROBEND 4000 E	88	Expander head standard	97	M		Quad clamps	299
Calculation examples TUBE BENDER MAXI	87	Expander head type S	99	Magnet welding mirror	192	Quick clamping column	62
Carbide-tipped cutter	268	Extension modules	235	Manifold sets	310	R	
Carbide-tipped cutters	264	Extensions	180	Manual drain cleaner type 3 S	250	R 80 / 100 clutch jaws	259
Carpenter pencil	363	Extensions for drill bits 1.1/4" UNC	64	MAPP ¹ gas	176	R 550	252
Cartridge extractor set	347	Extensions for drill bits G 1/2"	64	Maxigas 400	177	R 550 clutch jaws	259
CAS battery packs and charger	358	Extractor	106	Metal saw arch	36	R 600	252
Chain pipe cutter	11, 20	Extractor cam pincer	107	MINIBEND	74	R 600 / 650 clutch jaws	259
Chain pipe vice	361	Extractor ratchet	107	MINICUT 2000	17	R 600 VarioClean	253
Chain Pipe wrench 4" R/L	337	Extractor set	105	MINICUT I PRO / II PRO	17	R 650	254
Chain pipe wrench HEAVY DUTY	338	F		MINI MAX	18	R 750	254
Chain-spinning head	264	Fitter's hammer	360	MLP internal bending springs	75	R 750 clutch jaws	259
Chain-spinning heads	267	Fitting key	339	MULTIBEND	73	Ratchet arm for SUPER CUT	149
Chain-spinning heads with spikes	267	Fittings solders	195	Multigas 300	177	RE 17 cutting tips and heating burners	189
Chisel	356, 360	Fittings wrench 90°	338	N		RE 17 three-gas system AMS 5/5	188
Chisel screwdriver set EURO-LINE IMPAKT	346	Fixing set concrete / masonry	62	Neutralization powder	246	RE 17 three-gas system AMS 5/10	188
Clamping device	299	Flame reflectors	193	NIPPLE MAX	163	RE 17 three-gas system AMS 10/10	188
Clamping set ROCUT 110	30	Flanged riveted expander heads	99	Nitrogen set	312	RE 17 UNIVERSAL pipe welding set	189
Clamping set ROCUT 160	30	Flaring and bending set	112	O		RE 17 welding attachments	189
Cleaning and preservation with ROCLEAN	244	Flexible pipe welding attachments	185	One-handed corner pipe wrench 90°	337	RE 17 welding attachments, bendable	189
Collet for R 750	259	Foam inlay for ROCASE 4212	368	One-handed pipe wrench ALUDUR	336	RE 17 wing-lever cutting attachment	189
Copper external bending springs	75	Foam inlay for ROCASE 4414	368	One-handed pipe wrench HEAVY DUTY	336	Reducer insert ROFROST TURBO 1.1/4"	219
Copper rings	63	Four-blade cutter	266	OFFSET PATTERN HEAVY DUTY	337	Reducer insert ROFROST TURBO 2"	220
Corner pipe wrench 45°	335	Funnel auger	264, 265	One-handed pipe wrench STILLSON	336	Reducing / extension pieces	272
Corner pipe wrench 45° SUPER S	335	G		Oxy-acetylene hoses	190	Reduction inserts sets	285
Cross-blade cutter, serrated	264, 266	Gas test plug / adaptor for ROTEST GW	211	Oxygen refilling bend	191	Reeling flaring tool	111
		General purpose tools set 17 pieces	365				
		General purpose tools set 57 pieces	365				
		GRATFIX HSS	38				

Alphabetical index

Item	Page	Item	Page	Item	Page	Item	Page
Refilling adaptor	181	RODIACUT 250/ RODIADRILL 200	54	ROPULS eDM App	243	Space welding	50
Refrigerant for air-conditioning units	319	RODIACUT 250/ RODIADRILL 500	54	ROPULS eDM Flushing Compressor	242	Spade head cutter	264, 266
Re-Rounding clamps	300	RODIACUT 400/ RODIADRILL 500	56	ROPULS Flushing compressor	243	Spare extractor hook	106
Retrieving auger	264, 265	RODIADRILL 160	53	ROPUMP	248	Special diamond drills for tiles and natural stone	62
RO AG 8000 cordless angle grinder	354	RODIADRILL 200	53, 55	ROPUMP SUPER PLUS	248	SPEED STAR DX	60, 61
ROAIRVAC	314	RODIADRILL 500	55	RO-QUICK	342	Spiral baskets	261
ROAIRVAC CL	316	RODIADRILL 1800 DRY	45	ROREC PRO	317	Spiral guide hose for R 550	260
ROBEND 4000	84	RODIADRILL Ceramic	51	ROREC PRO Digital	318	Spiral guide hose for R 600/650	260
ROBEND 4000/4000 E bending sets	86	RODIADUST	64	ROSCALE 120	319	Spiral guide hose for R 750/80/100 SP/R 140 B	260
ROBEND 4000 E	82	RODIA DW CLEANER M	65	ROSCOPE i2000	227	Spiral guide gloves	261
ROBEND H+W PLUS bender	76	RODRUM L	257	ROSCOPE i2000 module 25/2	228	Spiral retrieving device	260
ROBEND H+W PLUS bending sets	77	RODRUM M	257	ROSCOPE i2000 module 25/16	229	Spirals 6/8/10 mm	271
ROBIT PRO	351	RODRUM M and L drums	258	ROSCOPE i2000 module TEC	228	Spiral sawtooth cutter	264, 266
ROBIT PRO torsion	351	RODRUM S	255	ROSCOPE mini	226	Spiral-tool set standard, 16-22 mm	270
ROBO MINI	36	RODRUM VarioClean	256	ROSLICE	19	Spiral-tool set standard, 16 mm	270
ROBO SUPER	36	ROFAST pliers wrench	339	ROSOLAR Pump/ROSOLAR Pump PLUS	247	Spiral-tool set standard, 22 mm	270
ROBOX	367	ROFIRE 4	175	ROSOL soldering paste	195	Spiral-tool set standard, 32 mm	270
ROBOX pliers sets	334	ROFIRE 4 PIEZO	175	ROSPI H+E Plus	249	Squeezing device	298
ROBOY clamping workbench	361	ROFIRE GLOBAL	174	ROSPIMATIC CL	251	S-SMK-spirals	263
ROBUCKET	369	ROFIRE SWIVEL PRO Cyclone Piezo	174	ROTEST Electronic 4	213	S-spirals	263
ROBULL type E	78	ROFIRE SWIVEL PRO Twin US	174	ROTEST GW 150/4	210	Standard bender 180°	74
ROBULL type ME	80	ROFIX adapter	157	ROTEST GW Digital V3	208	Standard bending plier 90°	73
ROCADDY 120 R32 (CL) Analog/Digital	308	RO FL 180 cordless LED lamp	357	ROTHERM 2000	182	Standard spirals	263
ROCAL 20/Romatic 20	245	ROFLAME 4 PIEZO	174	ROTIGER CL	32	Standard spirit level	348
ROCAL Acid Multi	246	ROFLARE REVOLVER	110	ROTORQUE AIRCON/ REFRIGERATION	113	Step expander A1	100
ROCAM 4 Plus 30 meter	234	ROFROST App	219	ROTRAC 28	17	Straight auger	265
ROCAM 4 Plus 65 meter	235	ROFROST CO ₂ Set	221	ROTRAC 42	17	Strap and fittings wrench	340
ROCAM camera heads	236	ROFROST Freezer Heads	221	ROVLIES cleaning pads	192	SUPER 1.1/4" und 2"	11, 21
ROCAM mini HD module 25/22 HD	232	ROFROST heat conductive paste	220	ROWELD HE heating plates	297	SUPER CUT	146
ROCAM mini HD module ROLOC Plus HD	233	ROFROST TURBO R290 1.1/4"	217	ROWELD P 63 S-6 Sword	294	SUPER FIRE 3	170
ROCAM PE-X expander power torque	95	ROFROST TURBO R290 2"	218	ROWELD P 110	286	SUPER FIRE 4	172
ROCASE 4407	367	ROFUSE 400/1200 TURBO	292	ROWELD P 125	296	Supergas C 200 TSS	177
ROCASE case system	366	ROGRAT-MLP deburrer and chamfering tool	39	ROWELD P 160 SANILINE	288	SUPERTRONIC 2 SE	161
ROCASE shoulder belt with logo	368	ROGRIP F	330	ROWELD P 250 A	290	SUPERTRONIC 3 SE	161
ROCASE Trolley	368	ROGRIP M	330	ROWELD ROFUSE Sani 160/315	293	SUPERTRONIC 4 SE	161
ROCHECK	347	ROGRIP pliers sets	334	ROWELD type Professional	283	SUPERTRONIC 1250	150
ROCLEAN function	244	ROGRIP XL	331	ROWELD type Standard	284	SUPERTRONIC 2000	154
ROCLIC	342	ROGROOVER 1-6"	164	ROWELD Typ Premium CNC	282	SUPERTRONIC 2000 E	152
ROCLICK ratchet spanner	343	ROGROOVER 1-12"	165	ROWONAL care and rust remover	261	Surface-heating burner heads	180
ROCOOL 600	309	RO ID 400 cordless impact wrench	353	ROXY 400 L Set	187	SWO adjustable wrench	343
ROCUT 42 Twin Cut	25	ROKLIMA MULTI 4F	306	RP 30	207	T	
ROCUT 110 set	29	ROLEAK Aqua 3 Plus	212	RP 50 Digital	204	Telescopic basin nut wrench	344
ROCUT 160 set	29	ROLEAK PRO	313	RP 50-S/RP 50-S INOX	205	Telescopic workbench	362
ROCUT Plastic Pro	24	Rolling skids	237	RP Pro III	206	Telescoping guide tubes	261
ROCUT TC 26	28	ROLOCK COMBI KIT expander/extractor	104	S		Threading die head for SUPERTRONIC	156
ROCUT TC 32	27	ROLOCK expander power torque	94	Safety foot switch	163	Threading dies for SUPERTRONIC BSPT R	156
ROCUT TC 42 Professional	26	ROLOT hard solders	197	Safety igniter	191	Threading dies for SUPERTRONIC NPT	156
ROCUT TC 50 Professional	27	ROLUB Anti-Block special gliding shoe	77	Safety propane handles	181	Thread interfaces	62
ROCUT TC 63 Professional	27	ROMATIC	348	Safety T-couplings	272	Tool bag	363
ROCUT TC 75 Professional	28	ROMAX 3000 AC	124	SANIFRESH	320	Tool bag small	364
ROCUT UKS 160/355	300	ROMAX 4000	122	SANIGRIP/SANIGRIP PL	339	Tool bag universal	364
ROCUT XL	301	ROMAX AC ECO	125	SANI KIT Tool carrying case	148	Toolbox set	351
RoData Mobile app	209	ROMAX Compact TT	120	Sanitary four way key	341	Tool set Climate I and II	311
RoData V3 software	209	RONOL	157	Saw blades for UNI small saw PUK	36	Tool set L, 16 mm, for R 550/600/650	269
RO DD 60 cordless drill driver	350	RONOL SYN	157	Schrader valve tool	321	Tool set L, 22 mm, for R 600/650/750	269
RODIACUT 150/ RODIADRILL 160	52	ROOFING set	180	SDS-plus hammer drill	63, 356	Tool set S, 16 mm, for R 550/600/650	269
RODIACUT 150/ RODIADRILL 200	52	ROPOWER 50 R	158	Separating pin	261		
		ROPOWER HANDY	250	Serrated forked cutter	268		
		ROPOWER profile cable	263	Set components for ROTEST GW	211		
				SMK-spirals	263		

Alphabetical index

Item	Page
Tool set S, 22 mm, for R 600 / 650 / 750	269
Torch spanner	192
Torque wrench set	113, 320, 343
TP 25	207
Trendy shoulder toolbox	364
Trendy tool bag	363
Tripod uni workbench	362
TUBE BENDER	70
TUBE BENDER MAXI	71
TUBE CUTTER 30 PRO	18
TUBE CUTTER 30 PRO INOX	20
TUBE CUTTER 35	14
TUBE CUTTER 35, DURAMAG	15
TUBE CUTTER 35 INOX, DURAMAG	15
TUBE CUTTER 35 INOX with cutting wheels	15
TUBE CUTTER 35 MSR / 42 PRO MSR / 42 PRO PVC	12, 22
TUBE CUTTER 42 PRO	16
TUBE CUTTER 42 PRO INOX	16
TUBE CUTTER 42 XL	16
TUBE CUTTER 50	18
TUBE CUTTER 67 / 125 / 168 PL Automatic	22
TUBE CUTTER CSST	20
TUBE CUTTER INOX	20
TURBOPROP brazing set	179
Two-way root cutter	264, 268
U	
UNICUT HM	352
UNIDRILL Automatic 28 / 42	108
UNIGRAT	38
UNI stepped key set	341
Universal flaring tool	112
Universal HSS Bi-Metal / HM Tiger Saw Blades	33
Universal internal and external Deburrer	37
Universal workbench	362
V	
Vacuum pump RODIA-VAC	62
Vacuum sets	62
VDE screwdriver set	346
Voltage Detector E-Detector 90-1000 V	349
W	
Wash lance	274
Water extraction systems	64
Water pump pliers SP	332
Water pump pliers SPK	333
WC-BLITZ RO 3 Toilet Cleaner	250
Welding blanket	193
Welding goggles EN 166	192
Working tool 1/8-2"	362

Numerical index

No.	Page	No.	Page	No.	Page	No.	Page	No.	Page
0		015307X	136	015582X	136	070735X	361	11045	37
015060X	132	015308X	136	015583X	136	070780X	147	11052	97
015062X	132	015311X	136	01700RD	320	070781X	147	11053	97
015063X	132	015312X	136	023020X	71	070790X	147	11054	97
015068X	132	015313X	136	023021X	71	070831X	156	11055	97
015080X	132	015314X	136	023022X	71	070832X	156	11056	97
015101X	135	015315X	136	023090X	71	070833X	156	11057	97
015102X	135	015317X	136	023091X	71	070834X	156	11058	97
015103X	135	015318X	136	035521-A	176, 186	070835X	156	11059	97
015104X	135	015321X	135	035521-B	176	070836X	156	11062	97
015105X	135	015322X	135	035521-C	176	070840X	149	11063	97
015106X	135	015323X	135	035648X	171, 173	070849X	156	11078	100
015151X	135	015324X	135	035780X	187	070850X	156	11086	100
015152X	135	015325X	135	045268D	192	070869X	156	11087	100
015153X	135	015326X	135	053890X	295	070870X	156	11089	100
015154X	135	015327X	135	053891X	295	070891X	147	11093	100
015155X	135	015328X	135	053892X	295	070892X	147	11323	99
015161X	135	015329X	135	053893X	295	070894X	147	11325	99
015162X	135	015330X	135	053894X	295	070901X	147	11328	99
015163X	135	015331X	135	053896X	295	070903X	147	11332	99
015164X	135	015333X	135	053897X	295	070904X	147	11335	99
015180X	135	015334X	135	054230Z	293	070905X	147	11336	99
015181X	135	015335X	135	055053D	31	070908X	156	11342	99
015182X	135	015336X	135	055054D	31	070912X	156	11346	99
015183X	135	015337X	135	055074D	31	070913X	156	11348	99
015211X	135	015338X	135	056255Z	161	070914X	156	11358	99
015212X	135	015339X	135	056465Z	161	070915X	156	11362	99
015213X	135	015351X	136	057950X	78	070916X	156	11364	99
015214X	135	015352X	136	057961X	78	070917X	156	11376	99
015215X	135	015353X	136	057966X	78	070918X	156	11380	99
015216X	135	015354X	136	057969X	80	070919X	156	11400	98
015217X	135	015355X	136	057972X	80	070920X	156	11955	99
015218X	135	015357X	136	057973X	80	070921X	156	11958	99
015219X	135	015358X	136	070007D	17	070945X	156	11962	99
015220X	135	015362X	136	070007X	17	070946X	156	11968	99
015222X	135	015364X	136	070017D	17, 18, 19	071533D	355	11978	99
015223X	135	015366X	136	070027DB	15	071534D	355	12001	102
015224X	135	015367X	136	070028D	22	072070X	248	12005	95
015225X	135	015368X	136	070046D	21	072185F	267	12013	101
015226X	135	015370X	135	070051D	21	072945X	270	12097	102
015227X	135	015371X	135	070056D	16, 20	072955X	270	12400	94
015230X	136	015374X	135	070057D	19	072956X	270	12408	96
015231X	136	015376X	135	070061D	21	072962X	270	12410	96
015232X	136	015377X	135	070088D	21	079890X	252	12412	96
015233X	136	015378X	135	070089D	21	088840D	19	12414	96
015234X	136	015379X	135	070110X	335	088841D	19	12415	96
015260X	135	015380X	135	070111X	335	088842D	19	12416	96
015261X	135	015385X	135	070112X	335	1		12418	96
015262X	135	015389X	135	070121X	335	11004	98	12420	96
015263X	135	015391X	135	070122X	335	11006	37	12422	96
015264X	135	015392X	136	070123X	335	11007	99, 102	12428	96
015265X	135	015393H	135	070124X	335	11008	97	12432	96
015269X	135	015393X	135	070130X	334	11010	97	12435	96
015271X	136	015394X	136	070131X	335	11012	97	12438	96
015277X	136	015395X	135	070132X	335	11014	97	12440	96
015280X	136	015396X	136	070134X	335	11015	97	12442	96
015281X	136	015397X	136	070135X	334	11016	97	12452	96
015282X	136	015398X	135	070137X	334	11018	97	12453	96
015283X	136	015399X	135	070140X	334	11020	97	12454	96
015284X	136	015401X	135	070188D	22	11022	97	12455	96
015291X	136	015530X	136	070401C	17	11028	97	12456	96
015292X	136	015531X	136	070522D	333	11032	97	12457	96
015293X	136	015532X	136	070522E	333	11035	97	12458	96
015294X	136	015533X	136	070523E	333	11038	97	12459	96
015302X	136	015534X	136	070690X	362	11040	97	12462	96
015304X	136	015580X	136	070699X	362	11042	97	12463	96
015306X	136	015581X	136	070705X	361	11044	37	12500	95

Numerical index

No.	Page	No.	Page	No.	Page	No.	Page	No.	Page
12503	95	100110	344	100000383	283	1000001391	134, 135	1000001894	128
12505	95	100112	344	100000385	285	1000001392	134, 135	1000001895	128
12509	95	100113	344	100000442	213	1000001393	134, 135	1000001896	128
12511	95	100114	344	100000445	73	1000001394	134, 135	1000001923	123
12517	95	111405	356	100000529	186	1000001425	365	1000001924	123
12518	95	111406	356	100000532	300	1000001426	310	1000001925	123
12521	95	111411	356	100000539	309	1000001427	310	1000001926	123
12522	95	111413	356	100000540	309	1000001431	73	1000001927	123
12524	95	111418	356	100000541	309	1000001500	134	1000001932	123
12526	95	111419	356	100000550	285	1000001501	134	1000001938	234
12535	95	111424	356	100000558	186	1000001502	133	1000001955	369
12536	95	111426	356	100000560	282	1000001545	85	1000001959	125
12537	95	111427	356	100000561	282	1000001549	85	1000001989	126, 128
12538	95	111429	63, 356	100000563	282	1000001550	85	1000002002	15
12541	95	111432	356	100000565	282	1000001551	85	1000002011	155
12601	104	111439	356	100000567	282	1000001552	85	1000002012	367
12602	104	111440	356	100000569	309	1000001553	85	1000002035	350
12604	104	111445	356	100000570	309	1000001554	85	1000002036	353
12605	104	111447	356	100000572	309	1000001559	85	1000002037	354
13002	101	111450	63, 356	100000620	186	1000001561	86	1000002065	132
13100	101	111452	356	100000629	186	1000001563	86	1000002067	132
14000	39	111454	356	100000633	191	1000001565	85	1000002068	132
14122	39	111455	356	100000637	283	1000001566	85	1000002069	132
14126	39	168605	317	100000642	186	1000001567	85	1000002077	20
14250	39	168713	317, 318	100000720	164	1000001630	173	1000002108	367
14708	135	169200	315	100000721	164	1000001647	350	1000002109	367
14822	135	170016	320	100000722	164	1000001648	353	1000002111	121
14823	135	170501	310	100000723	164	1000001649	354	1000002112	121
14824	135	170502	310	100000743	186	1000001651	357	1000002113	121
14825	135	170545	310	100000762	191	1000001652	33, 35, 153, 237, 358	1000002114	121
14826	135	170546	310	100000764	191	1000001653	33, 35, 153, 237, 358	1000002115	121
14832	136	170547	310	100000819	283	1000001654	33, 35, 153, 237, 358	1000002116	121
14833	136	170600	310	100000820	283	1000001711	257	1000002117	121
14834	136	170601	310	100000823	283	1000001712	257	1000002118	121
14835	136	170602	310	100000824	283	1000001713	257	1000002119	121
14836	136	170604	311	100000825	283	1000001714	257	1000002120	121
14837	136	170605	311	100000842	229	1000001727	258	1000002121	126
14838	136	170606	310	100000850	164	1000001728	258	1000002123	121
14843	135	170607	310	100000860	228	1000001729	258	1000002124	121
14844	135	170608	310	100000861	230	1000001730	258	1000002125	126
14845	135	170901	320	100000863	283	1000001731	258	1000002134	131
14846	135	170912	319	100000864	283	1000001732	258	1000002135	131
14847	135	170932	319	100000865	283	1000001734	357	1000002136	131
14848	135	170950	320	100000884	282	1000001738	85	1000002180	351
14849	131	170960	319	100000885	282	1000001745	365	1000002181	351
14852	136	170961	319	100000886	282	1000001747	20	1000002182	351
14853	136	173003	319	100000935	285	1000001748	16	1000002188	334
14854	136	173204	320	100000936	285	1000001749	128	1000002189	334
14855	136	173205	320	100000997	283	1000001750	128	1000002207	126, 128
14863	135	175001	113, 320, 343	100000999	292	1000001751	128	1000002222	15
14865	135	1000000046	17	1000001000	292	1000001752	128	1000002266	130, 135
14868	135	1000000124	135	1000001001	124	1000001753	128	1000002267	130, 135
14869	131	1000000125	135	1000001068	334	1000001754	128	1000002268	226
14882	136	1000000138	307	1000001080	283	1000001755	128	1000002298	251
14883	136	1000000145	243	1000001081	282	1000001756	128	1000002299	251
14884	136	1000000173	135	1000001082	282	1000001762	248	1000002358	174
14885	136	1000000190	243	1000001126	134	1000001810	133, 135	1000002359	175
14886	136	1000000212	164	1000001134	242	1000001811	133, 135	1000002360	175
14895	131	1000000222	110	1000001231	315	1000001836	237	1000002364	173
15730	125	1000000223	110	1000001245	295	1000001840	123	1000002366	173
15740	125	1000000224	113	1000001256	255	1000001889	128	1000002368	173
15750	125	1000000225	113	1000001257	255	1000001890	128	1000002369	171
15760	125	1000000230	110	1000001273	133, 135	1000001891	128	1000002370	171
19166	365	1000000231	110	1000001274	133, 135	1000001892	128	1000002371	171
19207	245	1000000235	135	1000001275	255	1000001893	128	1000002399	315
100108	344	1000000236	135	1000001276	255			1000002481	235
100109	344	1000000328	331	1000001308	255				

Numerical index

No.	Page	No.	Page	No.	Page	No.	Page	No.	Page
1000002548	33, 35, 153, 237, 358	1000003647	284	1000004166	123	1500001235	247	1500002922	175
1000002549	33, 35, 153, 237, 358	1000003648	284	1000004167	123	1500001236	247	1500003000	217
1000002560	308	1000003850	32	1000004169	123	1500001299	363	1500003001	218
1000002561	308	1000003851	32	1000004170	123	1500001320	363	1500003163	349
1000002625	367	1000003858	153, 359	1000004173	123	1500001324	250	1500003164	349
1000002627	369	1000003859	153, 359	1000004174	123	1500001351	165	1500003166	349
1000002628	368	1000003860	153, 359	1000004180	316	1500001352	165	1500003167	349
1000002630	293	1000003863	153, 359	1000004181	316	1500001353	165	1500003168	349
1000002631	293	1000003864	153, 359	1000004182	316	1500001355	173	1500003169	349
1000002683	123	1000003865	312	1000004183	316	1500001503	173	1500003296	235
1000002697	330	1000003872	129	1000004184	153	1500001509	343	1500003374	349
1000002698	330	1000003873	129	1000004185	153	1500001510	343	1500003381	320
1000002699	330	1000003874	129	1000004186	153	1500001547	348	1500003517	243
1000002700	330	1000003875	129	1000004190	83	1500001548	348	1500003533	212
1000002701	330	1000003876	129	1000004191	83	1500001583	348	1500003535	212
1000002702	330	1000003877	129	1000004192	83	1500001736	343	1500003621	35
1000002704	330	1000003878	129	1000004193	83	1500002182	364	1500003673	35
1000002705	330	1000003879	129	1000004212	159	1500002230	364	1500003674	35
1000002713	315	1000003880	129	1000004213	159	1500002239	368	1500003693	35
1000002714	315	1000003881	129	1000004214	159	1500002241	313	1500003694	35
1000002800	130	1000003882	129	1000004215	159	1500002253	258	1500003703	263, 271
1000002801	130	1000003883	129	1200000526	300	1500002254	258	1500003704	263, 271
1000002803	130	1000003884	129	1300003334	366	1500002255	258	1500003705	271
1000002804	130	1000003885	129	1000003336	366	1500002256	258	1500003706	256, 271
1000002809	121	1000003920	232	1300003337	366	1500002257	258	1500003707	256, 271
1000002823	248	1000003921	232	1300003338	366	1500002258	258	1500003708	256, 271
1000002945	126	1000003922	232	1300003541	366	1500002259	258	1500004021	161
1000002946	126	1000003925	129	1300003542	77	1500002260	258	1500004023	161
1000003011	25	1000003928	129	1300003649	366	1500002261	258	1500004026	161
1000003051	24	1000003930	129	1300005506	366	1500002262	258	1500004028	161
1000003052	24	1000003931	129	1500000024	311	1500002263	258	1500004051	47
1000003104	25	1000003932	129	1500000025	311	1500002264	258	1500004054	47
1000003106	24	1000003933	129	1500000026	311	1500002265	258	1500004055	47
1000003165	35	1000003934	129	1500000027	311	1500002266	258	1500004056	47
1000003199	213	1000003935	129	1500000028	311	1500002267	258	1500004057	47
1000003229	316	1000003936	129	1500000029	311	1500002268	258	1500004058	47
1000003230	316	1000003937	129	1500000030	311	1500002271	258	1500004059	47
1000003231	316	1000003938	129	1500000031	311	1500002449	368	1500004060	47
1000003233	316	1000003939	129	1500000032	311	1500002450	368	1500004061	47
1000003345	253	1000003940	129	1500000052	229	1500002453	351	1500004062	47
1000003346	253	1000003941	129	1500000057	230	1500002454	351	1500004063	47
1000003347	256	1000003942	129	1500000087	363	1500002598	293	1500004064	47
1000003348	256	1000003960	232	1500000115	246	1500002613	234	1500004065	47
1000003371	256	1000003962	233	1500000116	246	1500002614	234	1500004066	47
1000003372	253	1000003963	233	1500000117	246	1500002615	235	1500004067	47
1000003374	35	1000003964	233	1500000120	237	1500002616	235	1500004068	47
1000003387	153	1000003965	232	1500000122	236	1500002637	315	1500004069	47
1000003388	153	1000003973	129	1500000123	236	1500002641	367	1500004070	47
1000003389	153	1000003974	129	1500000135	247	1500002677	208	1500004071	47
1000003390	339	1000003975	129	1500000136	247	1500002763	367	1500004072	47
1000003391	83	1000003976	129	1500000157	244	1500002779	367	1500004074	48
1000003392	83	1000003978	65	1500000200	244	1500002824	356	1500004075	48
1000003393	83	1000004000	204	1500000201	244	1500002825	356	1500004076	48
1000003394	83	1000004125	232	1500000202	244	1500002826	356	1500004077	48
1000003398	35	1000004126	232	1500000203	243	1500002827	356	1500004078	48
1000003580	126, 128	1000004127	232	1500000236	37	1500002828	356	1500004080	48
1000003581	126, 128	1000004128	232	1500000237	37	1500002829	356	1500004081	48
1000003589	129	1000004131	232	1500000439	261	1500002845	211	1500004082	48
1000003590	129	1000004132	233	1500000696	228	1500002846	211	1500004083	48
1000003622	308	1000004133	233	1500000789	301	1500002847	211	1500004084	48
1000003623	308	1000004137	233	1500000790	301	1500002848	211	1500004085	48
1000003642	284	1000004138	253	1500000792	301	1500002851	211	1500004086	48
1000003643	284	1000004139	253	1500000793	301	1500002852	211	1500004087	48
1000003644	284	1000004143	256	1500000794	301	1500002869	174	1500004088	48
1000003645	284	1000004144	256	1500000795	301	1500002876	211	1500004089	48
1000003646	284	1000004145	256	1500000817	237	1500002892	235	1500004090	48
		1000004165	123	1500000914	246	1500002921	175	1500004091	48

Numerical index

No.	Page	No.	Page	No.	Page	No.	Page	No.	Page
1500004092	48	22121	105	25120	75, 77	27181	107	35189	190
1500004093	48	22124	105	25130	74	222401	111	35199	191
1500004094	48	22126	105	25131	74	222402	111	35210	190
1500004095	48	22127	105	25132	74	222403	111	35221	190
1500004096	48	22135	105	25133	74	222412	111	35222	190
1500004097	48	22214	106	25134	74	222413	111	35223	190
1500004098	48	22242	106	25135	74	222601	112	35300	184
1500004099	48	22246	106	25136	74	224500	321	35303	184
1500004100	47	22254	106	25137	74	252100	348	35304	184
1500004163	49	22260	106	25140	74	255040	348	35305	184, 185
1500004165	49	22263	106	25142	74	255060	348	35306	184, 185
1500004167	49	22264	106	25150	74	259008	312	35307	184, 185
1500004168	49	22265	106	25151	74	211111116	181	35308	184, 185
1500004170	49	22266	106	25181	75	211121116	181	35309	184, 185
1500004171	49	22267	106	25182	75	221031500	179	35312	184, 185
1500004172	49	22270	106	25183	75	221031800	179	35313	184, 185
1500004173	49	23001	71	25185	75	221131416	178	35314	184, 185
1500004174	49	23002	71	25186	75	221131616	178	35315	184, 185
1500004175	49	23003	71, 72	25190	75	221131916	178	35324	189
1500004176	49	23004	71	25308	77	221132216	178	35325	189
1500004177	49	23005	71, 72	25310	77	223090716	180	35326	189
1500004179	49	23006	71	25312	77	223090916	180	35327	189
1500004180	49	23007	71	25313	77	223214500	180	35328	189
1500004181	49	23008	71	25314	77	223215100	180	35329	189
1500004182	49	23009	72	25315	77	223215700	180	35334	189
1500004183	49	23010	71	25316	77	223216300	180	35338	189
1500004184	49	23011	71	25318	77	231010000	180	35339	189
1500004185	49	23012	71	25319	77	232010000	180	35341	189
1500004186	49	23013	71	25322	77	233510000	180	35344	189
1500004187	49	23047	71	25401	73	236010000	180	35345	189
2		23050	72	25402	73	242206000	181	35347	189
21300	352	23051	72	25403	73	263005400	187	35348	189
21316	352	23052	71, 72	25404	73	263005600	187	35354	190
21319	352	23053	72	25405	73	263005800	187	35400	188
21334	352	23065	72	25406	73	3		35401	188
21335	352	23076	72	25441	75	30101	181	35403	188
21395	352	23080	72	25442	75	30102	181	35431	171
21575	108	23083	72	25443	75	30913	178	35436	171
21583	108	23095	72	25445	75	30914	178	35475	189
21652	19	24001	70	25446	75	30915	178	35476	189
21655	38	24006	70	25612	86	30916	178	35477	189
21660	38	24007	70	25614	86	30925	181	35479	189
22010	106	24008	70	25615	86	30927	181	35480	189
22012	106	24048	70	25616	86	30954	180	35580	187
22015	106	24049	70	25618	86	30957	180	35585	187
22016	106	24131	70	25619	86	31032	179	35611	196
22018	106	24132	70	25620	86	31042	193	35629	185
22022	106	24133	70	25622	86	31043	193	35634	191
22028	106	24134	70	25625	86	31050	193	35635	190
22035	106	24500	77	25626	86	31090	179	35636	181
22038	106	24501	77	25628	86	31091	178	35651	187
22042	106	24502	77	25652	86	31092	178	35655	185
22050	106	24504	77	25684	86	31094	179	35695	187
22054	106	24505	77	25685	86	32077	191	35696	187
22060	106	24508	76	26001	109	32081	181	35697	187
22061	106	24510	76	26002	109	32088	191	35698	186
22062	106	24512	76	26003	109	32201	181	35712	187
22063	106	24514	76	26004	109	32207	181	35713	187
22064	106	24515	76	26005	109	32223	181	35750	186, 190
22065	106	24516	76	26010	109	33079	181	35782	187
22066	106	24518	76	26011	109	33310	181	35785	187
22068	106	24519	76	26013	109	33311	190	35794	191
22080	107	24522	76	26015	109	35012	174	35800	189
22100	105	24552	76	26016	109	35016	174	36700	183
22103	105	25075	77	26017	109	35178	190	36702	183
22109	105	25076	77	26020	112	35179	190	36715	183
22111	105	25078	77	27180	107, 341	35188	190	300013	36

Numerical index

No.	Page	No.	Page	No.	Page	No.	Page	No.	Page
300211	36	52015	28	54950	31	55546	296	57981	79, 81
321216	287	52016	28	54960	31	55585	296	57983	79, 81
321218	287	52030	27	54961	31	55587	296	57985	79, 81
322823	360	52031	28	55005	28	55588	296	57986	79, 81
322922	360	52040	27	55006	28	55589	296	57987	79, 81
323126	346	52041	28	55007	28	55590	296	57988	79, 81
350850	339	52042	28	55015	28	55591	296	57989	79, 81
350900	339	53200	298	55019	31	55592	296	57990	79, 81
351043	341	53210	298	55020	30	55593	296	57991	79, 81
351044	341	53220	298	55021	30	55594	296	58010	79, 81
351050	344	53240	298	55022	30	55595	296	58011	79, 81
351220	211	53245	298	55023	30	55596	296	58012	79, 81
351221	211	53250	298	55024	30	55597	296	58013	79, 81
351222	211	53251	299	55025	30	55598	296	58014	79, 81
351223	211	53252	299	55026	30	55684	289	58015	79, 81
351225	211	53253	299	55027	30	55685	289	58016	79, 81
351226	211	53254	299	55029	31	55718	291	58182	79, 81, 260
351227	211	53255	299	55030	30	55719	291	58185	79, 81
351228	211	53256	299	55031	30	55721	291	510105	192
351231	211	53257	299	55032	30	55738	291	510106	192
351232	211	53258	299	55033	30	55742	291	511427	191
351233	211	53259	299	55035	29	55743	291	511428	191
351257	211	53260	299	55047	30	55744	291	540360	191
351260	211	53261	299	55048	30	55745	291	540365	191
351261	211	53262	299	55050	301	55746	291	540620	192
351262	211	53263	299	55051	301	55747	291	540621	192
351263	211	53271	299	55058	301	55748	291	540622	192
351265	211	53272	299	55063	29	55749	291	540625	192
351271	211	53273	299	55075	340	55750	291	540626	192
351272	211	53274	299	55076	340	55751	291	540627	192
4		53275	299	55119	287	55752	291	540640	192
40005	198	53276	299	55120	287	55753	291	540641	192
40015	199	53277	299	55121	287	55768	291	540675	192
40094	197	53278	299	55122	287	55787	287	540851	192
40202	197	53279	299	55123	287	55795	291	540855	192
40212	198	53280	299	55124	287	55807	287	561351	193
40213	198	53281	300	55125	287	55808	287	6	
40500	196	53282	300	55126	287	55809	287	60200	205
40502	198	53283	300	55127	287	55826	287	60201	205
40514	196	53284	300	55128	287	55832	287	60203	205
40515	196	53285	300	55129	287	55844	287	60250	207
40528	196	53355	283	55130	287	55851	297	60251	207
44915	199	53415	283	55131	287	55854	297	60999	205
44916	199	53425	283	55132	287	56047	163	61011	211
44917	199	53511	295	55133	287	56051	159	61014	211
45055	199	53512	295	55134	287	56056	163	61017	211
45056	199	53513	295	55152	287	56060	163	61018	211
45220	195	53514	295	55199	287	56061	163	61030	211
45225	195	53515	295	55232	285	56064	163	61041	211
45250	195	53516	295	55234	285	56250	161	61100	245
45252	195	54004	289	55237	285	56253	161	61105	246
45255	195	54020	289	55240	285	56255	161	61106	246
45257	195	54040	289	55241	285	56335	163	61115	246
45268	192	54058	292	55316	297	56465	161	61120	246
402308	364	54080	289	55317	297	56466	161	61130	207
402311	363	54082	289	55318	287	56475	161	61185	206
402312	364	54083	289	55319	287	56500	163	61186	206
462212	73	54084	289	55321	296	56501	163	61190	245
462215	73	54085	289	55322	296	56504	164	61316	205
462218	73	54086	289	55324	287	56505	164	61700	210
462222	73	54087	289	55391	283	56506	164	61701	210
490050016	112	54088	289	55505	300	56507	164	61702	211
5		54089	289	55517	297	56508	164	62211	219
52000	26	54090	289	55518	297	56509	164	62212	219
52005	28	54091	289	55524	287	56521	164	62213	219
52010	27	54190	283	55536	296	56522	164	62214	219
52011	28	54274	283	55539	296	56523	164	62215	219

Numerical index

No.	Page	No.	Page	No.	Page	No.	Page	No.	Page
62216	219	70109	22	70286	20	70751	362	72188	267
62217	219	70113	335	70289	163	70752	362	72191	268
62219	219	70114	335	70340	20	71019	18	72193	268
62221	219	70115	337	70341	20	71085	20	72203	265
62224	219	70116	337	70350	336	71206	36	72208	265
62226	219	70125	335	70351	336	71213	36	72210	272
62227	219	70142	19	70352	336	71216	36	72211	272
62230	219	70148	336	70353	336	71217	36	72221	265
62231	220	70150	336	70354	336	71222	36	72222	265
62232	220	70151	336	70355	336	71250	155	72223	268
62233	220	70152	336	70356	336	71251	155	72224	268
62234	220	70153	336	70374	336	71256	155	72226	268
62235	220	70154	336	70375	336	71257	155	72227	268
62236	220	70155	336	70376	336	71258	155	72228	268
62237	220	70156	336	70377	336	71259	155	72229	266
62291	220	70157	336	70378	336	71271	157	72234	266
65000	213	70158	336	70379	336	71450	151	72250	268
65008	157	70159	336	70380	336	71453	151	72251	268
65010	157	70160	336	70401	17	71454	151	72261	266
65011	157	70161	336	70402	17	71470	151	72263	265
65013	157	70162	336	70412	342	71975	250	72264	265
65015	157	70163	336	70413	342	71976	250	72265	268
65030	221	70166	337	70414	342	71991	248	72266	268
65035	221	70167	337	70415	339	72003	250	72275	266
65036	221	70168	336	70416	339	72005	249	72276	266
65037	221	70169	336	70418	343	72016	255	72277	266
65038	221	70189	336	70419	343	72071	248	72278	267
65039	221	70190	336	70420	343	72072	248	72285	267
65040	221	70191	336, 337	70421	343	72073	248	72286	267
65041	221	70192	336, 337	70422	343	72090	249	72289	267
65042	221	70193	336	70423	343	72095	249	72295	268
65044	221	70194	336, 337	70424	343	72100	261	72299	267
69111	237	70195	336	70426	343	72101	261	72321	265
69112	237	70196	336	70427	343	72102	261	72322	265
69113	237	70197	336	70439	342	72110	261	72324	268
69117	237	70198	336	70490	342, 343	72111	261	72325	265
69118	237	70199	336	70520	332	72112	261	72326	268
69119	237	70200	336	70521	333	72120	261	72327	268
69601	228	70201	336, 337	70522	333	72121	261	72328	268
69603	228	70202	336	70523	333	72130	261	72329	266
7		70203	336, 337	70527	332	72135	260	72341	267
70006	18	70204	336, 337	70528	332	72140	261	72348	267
70010	17	70205	336	70529	332	72142	261	72350	268
70011	17	70206	336	70545	338	72150	272	72351	268
70015	18	70207	336	70571	338	72151	272	72360	266
70027	15	70208	336	70572	338	72154	266	72363	265
70029	16	70225	344	70573	338	72158	265	72365	268
70030	19	70226	344	70574	338	72159	265	72366	268
70031	22	70227	344	70575	338	72161	265	72412	271
70032	22	70228	344	70591	333	72162	265	72413	251, 271
70033	22	70235	337	70592	333	72163	265	72415	271
70040	21	70240	340	70593	333	72164	266	72420	271
70041	17, 18, 20	70241	340	70600	148	72165	265	72421	271
70042	19	70242	338	70623	363	72166	266	72422	271
70045	21	70243	338	70661	347	72168	268	72423	271
70053	21	70244	338	70665	347	72169	266	72424	271
70055	15	70245	338	70667	347	72170	266	72425	251
70060	21	70246	338	70696	362	72171	266	72428	263
70064	21	70247	338	70698	362	72172	268	72431	263
70065	18	70262	338	70700	361	72175	266	72433	263
70070	16	70263	338	70710	361	72176	266	72435	263
70072	22	70264	338	70711	361	72177	266	72441	263
70080	17	70265	338	70712	361	72178	266	72442	263
70086	21	70266	338	70713	361	72184	267	72443	263
70087	21	70267	338	70714	361	72185	267	72444	263
70105	17	70269	340	70715	361	72186	267	72451	263
70108	22	70285	20	70740	362	72187	267	72452	263

Numerical index

No.	Page	No.	Page	No.	Page
72453	263	88815	19	FF00700	61
72455	263	88818	19	FF00710	61
72460	272	88822	19	FF00730	61
72461	272	88832	19	FF30030	56
72463	272	89501	320	FF30150	52
72490	263	89503	320	FF30250	54
72494	250	854179	193	FF34150	52
72514	259	854181	193	FF34160	52
72515	259	854182	193	FF34200	54
72522	271	854183	193	FF34260	54
72536	259	854184	193	FF34500	56
72538	259	854185	193	FF35015	62
72540	260	854186	193	FF35028	63
72541	260	854187	193	FF35040	64
72559	260	854188	193	FF35045	64
72561	259	854390	347	FF35050	64
72562	259	856907	363	FF35055	64
72563	259	865783	33	FF35060	64
72638	259	865784	33	FF35065	64
72666	259	865785	33	FF35070	64
72680	254	865786	33	FF35075	64
72686	252	865787	33	FF35080	62
72687	252	865788	33	FF35095	62
72688	254	865789	33	FF35120	62
72689	254	865791	33	FF35121	62
72820	274	865793	33	FF35190	63
72869	252	865008700	151	FF35200	62
72910	254	887307000	164	R	
72915	259	887308000	164	R17300416	319
72918	258	887309000	164	R2403200	70
72936	269	9		R2403300	70
72937	269	996277400	79, 81	R2403400	70
72938	269	F		R2403500	70
72939	269	FF00025	61	R6112500	205
72942	251	FF00030	61	V	
73280	341	FF00045	61	V12102000	206
73297	341	FF00050	61		
73298	341	FF00055	61		
73570	345	FF00065	61		
73571	345	FF00075	61		
73575	346	FF00100	61		
74629	228	FF00110	61		
76020	273	FF00120	61		
76065	275	FF00130	61		
76067	275	FF00140	61		
76068	274	FF00150	61		
76070	273	FF00160	61		
76088	275	FF00200	61		
76089	275	FF00250	61		
77050	360	FF00280	61		
77397	348	FF00300	61		
77506	275	FF00350	61		
78551	250	FF00500	61		
701011500	21	FF00610	60		
750004100	19	FF00612	60		
762955300	86	FF00616	60		
762955700	86	FF00618	60		
766004016	70	FF00620	60		
766100016	71	FF00625	60		
767050016	73	FF00632	60		
767750016	73	FF00640	60		
775004000	79, 81	FF00645	60		
775504100	79, 81	FF00650	60		
8		FF00655	60		
85800	320	FF00665	61		
87800	321	FF00675	61		
88812	19	FF00680	61		

Abbreviations

Abbreviation	Description
A/S	Acetylene/Oxygen
ABS	Acrylonitrile Butadiene Styrene
ADR	Agreement concerning the International Carriage of Dangerous Goods by Road
Ag	Silver
Al	Aluminium
AMS	Acetylen-Maxigas-Oxygen
AS	Anti-slip
B	Gasoline
BGV	Professional association regulations
BSP	British Standard Pipe
BSPP	British Standard Pipe Parallel thread
BSPT	British Standard Pipe Taper thread
BSR	Band saw pipe
BSW	British Standard Whitworth
BTU	British Thermal Unit
CE	European conformity
CEN	European Committee for Standardization
CFC	Chlorofluorocarbon
CFM	Cubic feet per minute
CFT	Constant Force Technology
CL	Channel lock
CNC	Computer numerical control
Cu	Copper
DK	Pressure class
DN	Nominal diameter
DVGW	German Technical and Scientific Association for Gas and Water
DVS	German Welding Society
EAN	European Article Number
EPT	Enclosed Power Transmission
Fe	Iron
FS	Guide hose
G	Cylindrical threads according to ISO 228-1
GW	Gas/Water
HCFC	Hydrochlorofluorocarbon
HD	High pressure
HFC	Hydrofluorocarbon
HM	Hard metal
HR	Hardness according to Rockwell
HSS	High-speed steel
Hz	Hertz
IP	Protection class against water and dust
ISO	International Organization for Standardization
kcal	Kilocalorie
KSO	Capillary gap optimization
L	Large
LCD	Liquid-crystal display
LED	Light-emitting diode
MIM	Metal injection molding
MPa	Megapascal
Ms	Brass
MLP	Multilayer composite pipe
Nm	Newton meter
NPT	American National Standard Taper Pipe Thread
PB	Polybutylene
PD	Power Driver
PD-E	Power Drive-Electronic
PE	Polyethylene
PEX	Cross-linked polyethylene
PL	Plastic
PP	Polypropylene
PS	Professional
PSI	Pound per square inch
PVC	Polyvinyl chloride
PVDF	Polyvinylidene fluoride
RC	Rodiacut
SAE	Society of Automotive Engineers

Abbreviation	Description
SD-Card	Secure digital memory card
SDR	Standard dimension ratio
SMK	Spiral with plastic core
SML	Super metallite delivery program
SP	Standard plier
SP	Special performance
SPK	Standard plastic plier
SS	Quick cut
SW	Spanner size
TC	Tube cutter
TFT	Thin-film transistor
TiN	Titanium nitride
TPI	Bits per inch
TRGI	Technical rule for gas installation
TRWI	Technical rules for drinking water installation
TÜV	Technical Inspection Association
UKS	Orbital circular saw
UNC	Unified coarse threads
UNF	Unified fine threads
USB	Universal Serial Bus
VA steel	Corrosion resistant steel
VDE	Association for Electrical, Electronic and Information Technologies
PU	Packaging unit
WG	Hot gas
Zn	Zinc
ZPZ	Bits per inch
ZVSHK	Central Association for Sanitation, Heating and Air Conditioning

Pictograms



AC 230V



AC 115V



AC 110V



Three-phase current 400V



Battery-powered



Can be used in confined spaces



Suitable for tight spaces



Light and compact



Basic soft soldering up to 450°C



Hot brazing 450-1,100°C



Max autogen welding 1,100°C



Fast cut



No deformation from use



Dry drilling



Wet drilling



Up to 50% time-saving



Portable operation



360° rotatable



Ergonomic design



Meets DIN standards



Propane control



Oxygen control



Acetylene control



Shock absorption



Inspection window



Pressure hose length 1,5 m



Lock button



Bayonet coupling



Push lock



Thread lock



Pressure gauge display adjustable



Pressure gauge classe 1-6



Pressure gauge size 80 mm



Counter display



Measuring accuracy up to Xg



Scale range up to Xkg



Economy valve



With USB connection



Touchscreen



WiFi



Piezo ignition



Fine adjustment of the flame



With video function



With photo function



Memory card



Cable length 30 m



Sturdy casing



Shock absorption



Transport case



ROCASE case system



RO SERVICE+ warranty services



Electric motor without carbon brushes



DURA LAZR TEC laser hardening process



Constant Force Technology



Eco-friendly refrigerant



eTOOL (NFC tag)



One-handed operation



180° rotatable



App for Android and iOS



Cordless Alliance System



AMPShare—
Powered by Bosch

General conditions for the sale of Goods

§ 1 Scope

1. These General Terms and Conditions of Sale apply to all business relationships between ROTHENBERGER Werkzeuge GmbH, Industriest. 7, 65779 Kelkheim, Germany ("we" or "us") with our customers ("Buyer" or "Purchaser"). The General Terms and Conditions of Sale (GTCs) shall only apply if the Buyer is a company, an entrepreneur, a legal person under public law or federal special funds (B2B business).

2. The GTCs apply, in particular, to contracts on the sale and/or delivery of movable items ("Goods") without consideration given to whether we manufacture the Goods or purchase these from suppliers (§§ 433, 651 BGB). Unless otherwise agreed, the GTCs in the version valid at the time of the Buyer's order or in any case in the version last notified to him in text form shall also apply as a framework agreement for similar future contracts, without us having to refer to them again in each individual case.

3. Our GTCs apply exclusively. Deviating, conflicting or supplementary general terms and conditions of the Buyer shall only become an integral part of the contract if and insofar as we have expressly agreed in writing to the validity of such conditions. In particular, no consent can be seen in the acceptance of the subject matter of the contract or the payment, even if the acceptance or payment is made with knowledge of conflicting or supplementary general terms and conditions of the Buyer. Similarly, any previously agreed general terms and conditions of the Buyer that conflict with or supplement these GTCs shall no longer be recognized.

4. Individual agreements entered into with the Buyer in individual cases (including subsidiary agreements, supplementary information and amendments) shall have preference over these GTCs. Subject to proof to the contrary, a written contract or our written confirmation shall be decisive for the content of such agreements.

§ 2 Conclusion of contract

1. All offers are subject to change without notice. Catalogue and leaflet details are only approximate. Constructive changes are reserved. Technical documentation (e.g. drawings, plans, calculations, references to DIN standards) are not binding for us unless otherwise agreed in writing.

2. The Buyer shall be bound by his pending order for 4 weeks after receipt by us. The contract of purchase shall be deemed entered into if the order has been accepted in text form within this period or the delivery has been performed.

3. Supplementary information, amendments and subsidiary agreements are subject to written confirmation by us.

§ 3 Prices and terms of payment

1. Unless otherwise agreed or stated, the prices apply EXW (INCOTERMS 2020), based on our respective location, excluding packaging, freight, postage, customs duties, surcharges and insurance etc. plus VAT. These costs shall be charged separately.

2. Insofar as the agreed prices are based on our list prices and the delivery takes place more than 2 months after conclusion of the contract, the list prices valid at the time of delivery shall apply.

3. For orders that do not exceed an order value of 250.00 € net, we charge a minimum quantity surcharge of 15.00 €.

4. For orders that are sent to an address that differs from the Buyer's address (so-called drop shipment), we charge a surcharge of 5.00 €.

5. Unless advance payment has been agreed, the payment of deliveries within the EU, EFTA and UK must be made within 30 days of the invoice date without deduction to one of our named accounts.

6. Payment for deliveries outside the EU, EFTA and UK shall be made exclusively by advance payment.

7. In the event of default in payment on the part of the Buyer, we shall at least be entitled to the statutory default interest. This does not affect additional claims for default, for example against merchants in respect of the commercial interest after the due date (§ 353 HGB), remain unaffected.

8. Except in cases of a fixed price agreement, the parties undertake, at the request of a party, to agree, based on good faith principles, on an appropriate price correction if, in the case of a contract with term of at least 12 months, at least three months after entering

into the contract order-related costs increase or drop for us, in a manner that is verifiable and significant (more than 5%) for reasons that are not our responsibility, e.g. as a result of increased raw material prices or energy costs.

9. In the event of default in payment on the part of the Buyer or in the case of reasonable doubt about the Buyer's creditworthiness (including facts that already applied at the time of entering into the contract) and which we were not aware of (or which we should have been aware of), we shall be entitled, prior to further performing the contract, to request advance payment for outstanding services or request the provision of security. Following the lapse in vain of a reasonable additional period for providing such securities, we shall be entitled (irrespective of further statutory rights) to withdraw from the contract.

10. Where the Buyer has authorized us to use SEPA direct debiting, such a direct transfer order collection shall normally be announced in advance in conjunction with the invoicing at the latest 1 (one) calendar day prior to the due date of the direct debit (pre-notification).

§ 4 Setting off, right of retention

The Buyer may only have the right to offset if his counterclaims have become *res judicata*, are not disputed or have been recognized by us. The Buyer shall only be entitled to exercise a right of retention insofar as his counterclaim is based on the same contractual relationship.

§ 5 Scope of delivery, deviation from the order, procurement risk

1. Our written order confirmation is decisive for the scope of the delivery. Partial deliveries are permitted and shall be noted on the delivery note.

2. Where special tools or parts are ordered, and production based on a specific quantity is not economically possible, we shall be entitled to increase or decrease the order quantity in a manner that is customary in trade by up to 10%, at least however by two items. The actual delivery quantity shall be charged.

3. Where products can only be delivered in a certain packaging unit, we reserve the right to round up to the amount for the next higher quantity of packaging unit.

4. We do not accept any procurement risk for the Goods to be delivered.

5. The cost of dead freight that is the responsibility of the Buyer or his shipping agent shall be borne by the Buyer.

§ 6 Delivery and performance time

1. Binding delivery times must be expressly agreed upon as such in writing. Other delivery time details that are not expressly agreed upon as binding are non-binding or approximate delivery time details, and we shall endeavour to honor these, but from which the Buyer cannot derive any claims for compensation.

2. If, in exceptional cases, binding delivery periods have been agreed, they run from the date on which we confirm an order but not, however, before all technical and commercial details of the order including delivery have been clarified and all the preconditions to be met by the Buyer have been met. Where the Buyer requests amendments after placing an order, and we consent to the amendment or if amendments become absolutely necessary for reasons for which we are not responsible, a new reasonable delivery period shall start to run.

3. The day of collection from us shall be deemed to be the day of delivery, but at the latest 2 days after notification of readiness for dispatch, the Goods shall be deemed to have been delivered. Deliveries prior to expiry of the agreed delivery time are permitted.

4. If events of force majeure (e.g. warlike events, terrorist attacks, natural disasters, nuclear accidents), labor disputes, official measures and other unforeseeable, unavoidable, serious events outside the scope of risk occur to us or the Buyer, the respective contractual party shall be released from its performance obligations for the duration of the disruption and to the extent of its effect. The occurrence of an event of force majeure shall be notified to the respective other party within 3 working days. If the hindrance lasts longer than 3 months, the respective other contracting party shall be entitled, after setting a reasonable grace period, to withdraw from the contract with regard to the part not yet fulfilled. Other rights of termination shall remain unaffected by this provision.

5. In the case of so-called call-off orders, we may request a binding classification two weeks after confir-

mation of order. If the Buyer fails to honor this request within three weeks, or if the Buyer defaults in acceptance, we shall be entitled to set an additional period of two weeks and once such a period has lapsed withdraw from the contract and claim for damages. Where not agreed to the contrary, as a matter of principle, deliveries ordered by way of a call-off are to be accepted within six months following confirmation of order.

6. Insofar as we are responsible for the failure to meet delivery dates that have been assured with binding force in exceptional cases, the Buyer shall be entitled to compensation of the proven damage sustained by the Buyer as a result of the default but, however, in terms of amount limited at most to 0.5% of the Goods value that is in default for each full week of the default and at most shall be entitled to 5% of the Goods value affected by the default. Compensation for further damage, in particular the loss of expected profit and other indirect damage, is excluded in accordance with Section 9 of these GTCs ("Limitation of Liability").

§ 7 Dispatch and transfer of risk

1. Unless otherwise agreed or stated (e.g. for deliveries within Germany), all deliveries apply ex warehouse or ex works (see Section 3 of these GTCs), which is also deemed the place of performance for potential subsequent performance. As a result, the Buyer is responsible for transport/shipping and the risk of accidental loss or accidental deterioration shall pass to the Buyer upon handover to the carrier/the person otherwise determined in respect of performing the consignment. This also applies to drop shipments.

2. Similarly, the risk of accidental loss/accidental deterioration shall pass to the Buyer upon dispatch if we send the Goods to the Buyer at the Buyer's request. We reserve the right to select the transport route and the means of transport. We are entitled, but do not undertake, to insure deliveries in the name and on account of the Buyer.

3. The handover or acceptance shall continue to apply if the Buyer defaults in acceptance. In addition, in the event of default in acceptance we shall be entitled, but do not undertake, to store the Goods at the Buyer's cost and risk.

4. In the event of a delivery stop as a result of default in payment or acceptance, or for another reason that is the Buyer's responsibility, the risk of the accidental loss/accidental deterioration shall pass to the Buyer at the latest upon notification of the readiness to dispatch.

5. Goods for which notice of readiness for dispatch has been given must be called-off without delay. Otherwise, we shall be entitled to send the Goods at our discretion or store them at the Buyer's cost and risk.

6. If acceptance is proposed or agreed, this is to be performed swiftly, following notification of the readiness for dispatch, at our respective, stated, supply plant. If acceptance is not performed irrespective of the setting of a reasonable additional period, or the Buyer waives acceptance, we shall be entitled to send the Goods without acceptance or store them at the Buyer's cost and risk.

§ 8 Warranty

1. The warranty period is 12 months from the transfer of risk. By contrast, the statutory period applies with respect to claims resulting from the German Product Liability Act or claims attributable to the loss of life, physical injury or detrimental effects on health. Wear-and-tear parts are excluded from the guarantee. We shall not provide any quality guarantees where an individual agreement has not been entered into. Performing work under warranty does not constitute recognition or acceptance of a defect.

2. If the Buyer grants his customer a longer warranty period, this has no effect on the period according to paragraph 1 of this Section.

3. Returns that are not based on a faulty object of sale are not permitted. In the event that a return is permitted in an exceptional case as a result of an express, written agreement, a credit note shall only be issued by way of deducting at least 25% of the purchase price. All return delivery costs shall be borne by the Buyer.

4. In respect of the Buyer's warranty claims, it is required that the Buyer has honored his obligations to inspect and provide notification of defects. We are to be notified in text form of obvious defects within eight calendar days from delivery and notified of hidden defects within the same period from the time at which they are identified. If the Buyer fails to properly inspect and/

or provide notification of defects, our liability for the defect for which notification has not been provided, or has not been provided in good time, shall be excluded.

5. If the delivered item is faulty, we may choose whether to provide subsequent performance by way of rectifying the defect (subsequent improvement) or by delivering a fault-free item (replacement). Subsequent performance shall neither entail the dismantling of the faulty item nor new installation if we did not originally undertake to provide installation. The Buyer is to give us the necessary time and opportunity to provide the due subsequent performance, in particular handover the Goods for which notification of defects has been provided for inspection purposes. In the event of replacement, the Buyer is to return the faulty item to us. The limitation period does not begin to run again after subsequent performance.

6. If it becomes clear following an inspection that an item was not faulty, we may request compensation from the Buyer for the costs arising from the unjustified complaint (in particular inspection and transport costs) unless the Buyer could not recognize that the item was not faulty.

7. The Buyer's claims for compensation for loss suffered or reimbursement of expenses incurred in vain shall only apply, including in the case of defects, in accordance with Section 9 and in other respects are excluded.

8. The above limitation periods of the sales law also apply to the Buyer's contractual and non-contractual claims for damages that are based on faulty Goods unless application of the normal statutory limitation period (e.g. §§ 195, 199 BGB) would, in an individual case, result in a shorter limitation period.

§ 9 Limitation of liability

1. Claims for compensation for loss suffered, irrespective of on which legal grounds these are based, are excluded unless we are to be accused of intent or gross negligence or of violating a key contractual obligation (see paragraph 2 of this Section) more than just insignificantly. Where we are liable for simple negligence, the liability shall be limited to compensation of foreseeable, typical and direct damage. Compensation for indirect or collateral damage such as the loss of expected profit, loss of production and use and pecuniary damage regarding third party claims is excluded.

2. Essential contractual obligations are a) obligations that protect the Buyer's essential contractual legal positions that are to be granted to him in accordance with the content and purpose of the contract and b) such contractual obligations, the honoring of which is required to properly execute the contract and compliance with which the Buyer can normally expect.

3. The aforementioned liability limitations also apply in the case of violations of obligations by, or in favor of, persons whose culpability is our responsibility in accordance with legal requirements. They do not apply if we have fraudulently concealed a defect, in the case of guaranteed provided in an exceptional case, to the Buyer's claims in accordance with the German Product Liability Act or as a result of loss of life, physical injury or detrimental effects on health.

§ 10 Rental containers and pallets

1. If we make the ordered Goods available to the Buyer on Euro pallets or other re-usable packaging, these are to be replaced by the Buyer within 7 calendar days with replacement items of the same type and value, or are to be returned to us. If this does not occur, we shall be entitled to invoice the Buyer for the used pallets/packaging at the replacement price.

2. In the case of gas deliveries, rental containers or pallets shall only be handed over to the Buyer on a rental

basis for the transport, storage and for the Buyer's own use of the acquired gasses. Any other use, or forwarding to third parties, is prohibited. After emptying, the Buyer is to return the containers and pallets to us without delay at his own cost.

3. The Buyer shall be liable for any damage, pollution or loss of rental containers or pallets, and in such cases undertakes to inform us without delay.

4. In respect of surrendered rental containers that are not contrasted with appropriate gas containers for longer than three months, we may request as security an amount in the sum of the respective list price of similar, new, containers. Such an amount falls due for payment immediately. As soon as the Buyer returns a container for which security has been provided, the security shall be returned to the Buyer without interest and less potential repair costs. If the Buyer fails to return the containers, the security amount shall be set off against the compensation for damages payable by the Buyer. Potential residual content in returned containers shall not be remunerated.

§ 11 Product Discontinuities

We reserve the right to cancel products with 6 months' notice.

§ 12 Reservation of title

1. We reserve title to the supplied Goods up until all existing claims resulting from the business connection (current account reservation) against the Buyer have been settled in full. Processing/finishing or conversion shall apply at all times in our name and by our order for us, however without any obligation for us, and without loss of our ownership.

2. The parties agree that the reservation of title also applies as extended reservation of title. The Buyer is entitled to sell the Goods during the course of normal business activities. Other disposal is prohibited, in particular an agreement on assignment prohibition with customers is prohibited that could result in the loss of our ownership.

3. The Buyer assigns to us at this point in time any claims to which the Buyer is entitled resulting from the use of the reserved Goods. If the Goods are sold with external items, or used as a substance, the assignment only applies to the revenue part that corresponds to the joint ownership part.

4. The entitlement to resell the object of sale shall become inapplicable if the Buyer discontinues his payment or defaults in payment. In such cases, we shall be entitled to disclose the assignment and collect the claim. The Buyer is to notify us without delay if an application is filed for the institution of insolvency proceedings regarding his assets.

5. The Buyer is only entitled to collect assigned claims during the ordinary course of business activities. The Buyer is to provide notification of third party access to the reserved Goods without delay, and carry the cost of potential intervention. The Buyer is to insure the reserved Goods at replacement value and at its own cost, in particular against theft, water, breakage, fire and other damage. The Buyer is to treat the reserved Goods with due care, in particular comply with the proposed maintenance and use notices.

6. We undertake at the Buyer's request to release securities insofar as the realizable value of the security exceeds the claims that are to be secured by more than 10%. We are free to choose the securities that are to be released.

7. In the event of non-payment of the due purchase price irrespective of a reasonable additional period or if this can be dispensed with, we shall be entitled, in accordance with the statutory requirements, to withdraw from the contract and/or demand return of the Goods

as a result of the reservation of title. The demand for the return of the Goods does not simultaneously contain a statement of withdrawal. Moreover, we are entitled to merely demand the return of the Goods and reserve the right to withdraw.

8. For the duration of the reservation of title, in the event of the occurrence of damage we shall be entitled to all rights resulting from insurance policies entered into by the Buyer. In the absence of agreements to the contrary, benefits resulting from the comprehensive insurance are to be used in full for the repair of the delivery item. If a repair is waived following our approval in the case of severe damage, we shall use the insurance benefit to repay the purchase price and the cost of ancillary performance.

§ 13 Resale and export restrictions

1. Subject to deviating individual agreements, the Goods purchased from us are only intended for use within the territorial scope of the legal framework existing at the place of delivery. The catalogued offer of a product as a country version for a specific country or territory is equivalent to an individual agreement in this respect.

2. The transfer of the Goods purchased from us to a country other than that of the place of delivery is prohibited if the transfer violates an existing and subsequent export ban. This applies in particular to legal export restrictions, war weapons control, boycotts, embargoes and US sanctions.

3. Failure to comply with the limitation of paragraph 2 of this Section constitutes a serious breach of contract which entitles us to withdraw from the contract or to terminate the contract and obliges the customer to compensate for all damages and disadvantages incurred by us.

§ 14 Applicable law, place of jurisdiction

1. The law of the Federal Republic of Germany applies to these General Terms and Conditions of Sale and the legal relations between us and the Buyer, by way of exclusion of international uniform law, in particular the UN Convention on Contracts for the International Sale of Goods (CISG) and the conflict of laws.

2. The place of business stated in paragraph 1 of this Section is deemed the exclusive, including the international, place of jurisdiction for all disputes resulting directly or indirectly from the contractual relationship. However, in all cases we are also entitled to bring legal action at the place of performance of the delivery obligation in accordance with these General Terms and Conditions of Sale or at the Buyer's general place of jurisdiction. This does not affect prior-ranking statutory requirements, in particular in respect of exclusive places of jurisdiction.

§ 15 Severability clause

In the event that individual provisions of these General Terms and Conditions of Sale are or become invalid, this shall not affect the validity of the other provisions. The parties undertake to replace the invalid provision with a legally valid regulation that comes closest to the economic objective of the invalid provision.

Date: June 2022

Additional terms of delivery and payment for Germany

The following terms apply in addition to the general conditions for the sale of Goods (pages 382–383):

Surcharges:

Hazardous material	€9.50 surcharge for dangerous Goods, per delivery
Solder material	The prices for solder material depend largely on the current silver and copper prices. Price surcharges due to increased raw material prices are reserved; please ask for the current prices.
Route delivery	€5.00
Minimum quantities	For orders under €250.00 net surcharge of €15.00

Shipping / Shipping costs flat rate within Germany:

Shipping is carried out by us via transport carriers of our choice. We charge a flat rate for this:

Goods value	Surcharge	Flat rates
Up to €250.00	€15.00	€12.00 net
Up to €399.99	-	€12.00 net
As of €400.00	-	free house


Payment of deliveries within EU, EFTA and UK:

30 days net from invoice date (no discount)


Payment of deliveries outside the EU, EFTA and UK:

Prepayment

Notes



Notes





Imprint

This catalog is a publication of

ROTHENBERGER Werkzeuge GmbH

Industriestraße 7

65779 Kelkheim (Taunus)

Germany

Phone +49 6195 800-0

Fax +49 6195 800-3500

info@rothenberger.com

Company register and number: Königstein im Taunus, HRB 2732

Great care was taken in compiling this catalog and reproduction of the product information. Nevertheless we cannot completely exclude the possibility of error. For this reason, ROTHENBERGER disclaims any liability for any errors which may have arisen despite careful checking of the contents.

The design, compilations, performance data, features, dimensions and weight of products can alter as a result of further technical developments and adaptation of our products to the requirements and wishes of our customers, without any duty on our part to announce this in advance.

We are not obliged to alter already delivered products to match such new developments. We also reserve the right to remove articles from our product program.

This catalog invalidates all previous versions. Standard specifications are non-binding. The operating instructions and suggestions for use and safety are non-binding and do not in any way replace legal or other regulations, such as employer's liability insurance association regulations, in the respective countries.

No part of this catalog may be reproduced in any way whether by reprinting, photocopying, putting onto microfilm or any other process, or be converted into a machine-readable language or stored in any electronic systems and processed there without prior written permission from ROTHENBERGER Werkzeuge GmbH.

It is not permitted to make any changes and additions to the catalog. We reserve all rights for all countries.

© 2023 ROTHENBERGER Werkzeuge GmbH, Germany

ROTHENBERGER worldwide

Australia	ROTHENBERGER Australia Pty. Ltd. Unit 6, 13 Hoyle Avenue NSW 2154, Castle Hill, Australia Phone: +61 2 9899 7577, Fax: +61 2 9899 7677 sales-au@rothenberger.com rothenberger.com.au	Poland	ROTHENBERGER Polska Sp. z o.o. Ul. Annopol 4A, Hala C, PL-03-236 Warszawa, Poland Phone: +48 22 213 59 00 biuro@rothenberger.pl rothenberger.pl
Austria	ROTHENBERGER Werkzeuge und Maschinen Handelsgesellschaft mbH Gewerbeparkstraße 9, 5081 Anif, Austria Phone: +43 6246 72091 -250, Fax: +43 6246 72091 -215 office@rothenberger.at rothenberger.com/at-de	Sweden	ROTHENBERGER WERKZEUGE GmbH Sales Office Nordic c/o SIEVERT AB P.O. Box 1366 SE-171 26 Solna, Sweden Visiting address: Hemvärnsgatan 22, Solna, Sweden Phone: +46 8 629 2299 roscan@rothenberger.com
Belgium	ROTHENBERGER Benelux bv Antwerpsesteenweg 59, 2630 Aartselaar, Belgium Phone: +32 3 877 22 77, Fax: +32 3 877 03 94 info@rothenberger.be rothenberger.be	South Africa	ROTHENBERGER TOOLS SA (Pty) Ltd P.O. Box 4360, Edenvale 1610 165 Van Der Bijl Street, Meadowdale Germiston Gauteng (Johannesburg), South Africa Phone: +27 11 372 9631, Fax: +27 11 372 9632 info@rothenberger.co.za rothenberger.co.za
Brazil	ROTHENBERGER do Brasil LTDA Avenida Fagundes de Oliveira, 538 Galpão A4, Piraporinha, Diadema, Sao Paulo, Brazil Phone: +55 11 4044 4748, Fax: +55 11 4044 5051 contato-br@rothenberger.com rothenberger.com.br	Spain	ROTHENBERGER Iberia Ctra. Durango-Elorrio, Km. 2, 48220 Abadiano (Vizcaya), Spain Phone: +34 94 621 01 00, Fax: +34 94 621 01 02 ventas@rothenberger.com rothenberger.es
Bulgaria	ROTHENBERGER Bulgaria EOOD Blvd. Sitnjakovo 79, BG-1111 Sofia, Bulgaria Phone: +359 2 946 14 59 info@rothenberger.bg rothenberger.com/bg-bg	Switzerland	ROTHENBERGER (Schweiz) AG Herostr. 9, CH-8048 Zürich, Switzerland Phone: +41 44 435 30 30, Fax: +41 44 401 06 08 info@rothenberger-werkzeuge.ch
China	ROTHENBERGER (Wuxi) Pipe Technologies Co., Ltd. Building D, No 9 Lianhe Road Hudai Industrial Park, 214161 Wuxi, Jiangsu, China Phone: +86 0510 8321 - 7213, Fax: +86 0510 8321 - 7263 office@rothenberger.cn	Turkey	ROTHENBERGER Türkiye ROTHENBERGER Center, Barbaros Bulvarı No:9 TR-34775 Şerifali / Ümraniye İstanbul, Turkey Phone: +90 216 449 24 85, Fax: +90 216 449 24 87 rothenberger@rothenberger.com.tr rothenberger.com.tr
Czech Republic	ROTHENBERGER CZ Prumyslova 1306/7, 102 00 Praha 10, Czech Republic Phone: +420 271 730 183 prodej@rothenberger.com rothenberger.cz	UAE	ROTHENBERGER Middle East FZCO PO Box 261190, Jebel Ali Free Zone Dubai, United Arab Emirates Phone: +971 4 883 97 77, Fax: +971 4 883 97 57 office-ae@rothenberger.com
France	ROTHENBERGER France 39 Quai de Marne, F-51206, Épernay, Cedex, France Phone: +33 3 87 74 92 92 info-fr@rothenberger.com rothenberger.fr		ROTHENBERGER Middle East Equipment Trading LLC PO Box 261190, Al Quoz Industrial Area 3 Dubai, United Arab Emirates Phone: +971 4 885 48 65, Fax: +971 4 883 97 57 servicecenter-ae@rothenberger.com
Germany	ROTHENBERGER Deutschland GmbH Industriestraße 7, 65779 Kelkheim (Taunus), Germany Phone: +49 6195 800 -0, Fax: +49 6195 800 -3500 verkauf-deutschland@rothenberger.com rothenberger.com	UK	ROTHENBERGER UK Ltd. 2, Kingsthorpe Park, Henson Way Kettering, GB-Northants NN16 8PX, UK Phone: +44 15 36 31 03 00, Fax: +44 15 36 31 06 00 sales@rothenberger.co.uk
Greece	ROTHENBERGER Hellas S.A. Agias Kyriakis 45, 17564 Paleo Faliro, Greece Phone: +30 210 94 02 049, +30 210 94 07 302-3 Fax: +30 210 94 07 322 ro-he@otenet.gr rothenberger.com	USA	ROTHENBERGER USA Inc. 7130 Clinton Road, Loves Park, IL 61111, USA Phone: +1 80 05 45 76 98, Fax: +1 81 56 33 08 79 customerservice-us@rothenberger.com rothenberger.com/us-en
Hungary	ROTHENBERGER Szerszám és Gép Kereskedelmi Kft. Gubacsi út 24, H-1097 Budapest, Hungary Phone: +36 1 3 47 50 40, Fax: +36 1 3 47 50 59 info-hu@rothenberger.com rothenberger.hu		
India	ROTHENBERGER India Pvt. Ltd. Unit No. 410, 4th Floor, Vipul Business Park Sohna Road, Sector-48, Gurgaon -122018, India Phone: +91 9873840900 rothenberger.in		
Italy	ROTHENBERGER Italiana s.r.l. Via G. Reiss Romoli 17-19, I-20019 Settimo Milanese, Italy Phone: +39 02 33 50 601 info-it@rothenberger.com rothenberger.it		
Netherlands	ROTHENBERGER Nederland bv Postbus 45, NL-5120 AA Rijen, Netherlands Phone: +31 1 61 29 35 79, Fax: +31 1 61 29 39 08 info@rothenberger.nl rothenberger.nl		

ROTHENBERGER Partners

Romania	ROWALT S.R.L. Strada 1 Mai, nr. 4, Otopeni, Ilfov, 075100, Romania Phone: +40 21 350 37 44/45/46 info@rothenberger.com rothenberger-romania.ro
Ukraine	ROTHENBERGER-CENTER LTD. Salskoho str. 11, Kyiv, 04060, Ukraine Phone: +380 444941597 info@rothenberger.com.ua



ROTHENBERGER
pipetool technologies at work



**We connect people
with water and energy.
Safe. Sustainable.**



 **Carbon neutral**
Print product
ClimatePartner.com/11798-2302-1001

ROTHENBERGER Werkzeuge GmbH
Industriestraße 7
65779 Kelkheim (Taunus)
Germany

Telefon +49 6195 800-0
Telefax +49 6195 800-3500
info@rothenberger.com

rothenberger.com

4100000262/0223/EN/MKT